



San Joaquin County Treasury Oversight Committee Meeting Agenda

Date: October 17, 2024, at 10:00 a.m.

Location: Microsoft Teams meeting

[Join the meeting now](#)

Meeting ID: 257 868 462 051

Passcode: vc5MaY

Dial in by phone

[+1 209-645-4071,,639927282#](tel:+12096454071639927282) United States, Stockton

[Find a local number](#)

Phone conference ID: 639 927 282#

Join on a video conferencing device

Tenant key: sjcisd@m.webex.com

Video ID: 112 406 828 9

[More info](#)

For organizers: [Meeting options](#) | [Reset dial-in PIN](#)

Please visit SJCTTC.org to view the Treasury Oversight Committee Agenda Packet

Call to order

1. Roll Call: Phonxay Keokham, Jeff Woltkamp, Sandra Regalo, Peter Foggiato, Dr. Clark Burke
2. Public Comments
3. Approval of Minutes for the Treasury Oversight Committee Meeting of October 19, 2023 (Attachment A)
4. Financial Statements & Audit Report for Fiscal Year Ending June 30, 2023 (Attachment B)
5. Treasury Balance Summary for Month Ending September 30, 2024 (Attachment C)
6. Draft 2025 Investment Policy (Attachments D1-D2)
7. Treasury Oversight Committee Audit Questionnaire (Attachment E)
8. Committee Member Comments

Adjournment



**San Joaquin County
Treasury Oversight Committee
Meeting Minutes**

Date: October 19, 2023, at 3:00 p.m.

Location: Microsoft Teams meeting

Join on your computer, mobile app or room device

[Click here to join the meeting](#)

Meeting ID: 253 377 685 978

Passcode: 584FMZ

[Download Teams](#) | [Join on the web](#)

Join with a video conferencing device

sjcisd@m.webex.com

Video Conference ID: 112 653 141 9

[Alternate VTC instructions](#)

Or call in (audio only)

[+1 209-645-4071](tel:+12096454071).,770130605# United States, Stockton

Phone Conference ID: 770 130 605#

[Find a local number](#) | [Reset PIN](#)

Present: Sandra Regalo, Phonxay Keokham, Peter Foggiato,

Absent: Jeffery Woltkamp

Others: Mandy Matta, Wyman Jeung

Phonxay Keokham called the meeting to order at 3:02 p.m.

I. Introductions

Phonxay Keokham stated that the agenda for the meeting was posted on the first floor. Sandra Regalo and Peter Foggiato introduced themselves to one another.

II. Approval of Minutes of the County Treasury Oversight Committee Meeting of October 20, 2022

Phonxay Keokham requested a motion to approve the meeting minutes of October 20, 2022. The motion was approved by Sandy Regalo and seconded by Peter Foggiato. All present members were in favor with a unanimous vote to approve the minutes of October 20, 2022.

III. Financial Statements & Audit Report for Fiscal Year Ending June 30, 2022

Phonxay Keokham explained the Auditor-Controller's Office prepares the audit in December and stated the Audit Report for Fiscal Year Ending June 30, 2022, prepared by the Auditor Controller's Office, states it was presented fairly in all material respects. The June 30, 2022, Treasury balance was \$5.18 billion, net income was \$17.87 million, and the weighted average maturity was 329 days. Phonxay Keokham also stated the Audit Report for Fiscal Year Ending June 30, 2023, will be available in December.

Phonxay Keokham requested a motion to accept the Financial Statements & Audit Report for Fiscal Year Ending June 30, 2022. The motion to accept was provided by Sandy Regalo and seconded by Peter Foggiato. All present members were in favor, with a unanimous vote to accept the Financial Statements and Audit Report for Fiscal Year Ending June 30, 2022.

IV. Treasury Balance Summary for Month Ending September 30, 2023

Phonxay Keokham explained the new format of the monthly report now contains a dashboard that summarizes the investment information including ratings and liquidity. Sandy Regalo made a comment about supranationals and wanted to confirm the investment limit is 10%. Phonxay Keokham provided a summary describing supranationals and explained how they are similar to agency bonds only they finance different types of projects. Mandy Matta explained another supranational was added to the portfolio, but they still make up less than 3% of the portfolio. Phonxay Keokham explained that the third mission of the Treasury is to generate yield for pool participants. Wyman Jeung added that the supranational bonds that Treasury have purchased are generally not callable. Phonxay Keokham reminded the committee that safety is most important thing and then liquidity in respects to the pool. He also reiterated the favorable liquidity position of the pool.

Phonxay Keokham requested a motion to accept the Treasury Balance Summary for Month Ending September 30, 2023. Sandy Regalo provided the motion to accept the Treasury Balance Report and it was seconded by Peter Foggiato. All present members were in favor with a unanimous vote to accept the Treasury Balance Summary Report ending September 30, 2023.

V. Draft 2024 Investment Policy

Phonxay Keokham explained that there were not many updates made to the Investment Policy for 2024. One update was to rearrange the order of the objectives of Safety, Liquidity and Yield. For consistency purposes, some changes were also made to abbreviations for the Treasury Oversight Committee and the Board of Supervisors and there was an edit to the General Constraints section of the Investment Policy. Phonxay Keokham encouraged the committee members to review the policy and provide feedback. Phonxay Keokham explained the purpose of drafting the investment policy for the calendar year and not the fiscal year is to incorporate any new legislation effective in January.

Phonxay Keokham asked if there was a motion to accept the draft of the Investment Policy. Peter Foggiano made the motion to accept the draft of the Investment Policy. Sandy Regalo seconded the motion. The motion was unanimously accepted by all the present members.

VI. Treasury Oversight Committee Audit Questionnaire

Mandy Matta explained the purpose of the Audit Questionnaire. Phonxay Keokham instructed the committee members to complete and return the questionnaire to the Treasury for filing and that Mandy Matta will be sending out the forms for completion.

VII. Comments from Committee Members

Phonxay Keokham provided a brief update on some Treasury items. He indicated that the transition from Bank of the West to BMO is now complete and mentioned some of the issues that did arise during the transition such as the payroll file name format change which caused minor issues with a credit union. Phonxay Keokham also spoke about the contingency testing conducted with Five Star Bank as part of the Business Continuity Plan. Phonxay Keokham also mentioned that there will be an RFP for banking services as one has not been conducted for 10 years. Mandy Matta mentioned that there will be a new committee member, Dr. Clark Burke.

VIII. Adjournment

The meeting was adjourned at 3:20 p.m.

**COUNTY OF SAN JOAQUIN
TREASURER-TAX COLLECTOR**

POOLED INVESTMENT FUND

FINANCIAL STATEMENTS AND AUDIT REPORT

For the Fiscal Year Ended June 30, 2023

**Jeffery M. Woltkamp, CPA
Auditor-Controller
County of San Joaquin**

**COUNTY OF SAN JOAQUIN
TREASURER-TAX COLLECTOR
POOLED INVESTMENT FUND
FINANCIAL STATEMENTS AND AUDIT REPORT
For the Fiscal Year Ended June 30, 2023**

TABLE OF CONTENTS

AUDITOR’S REPORT	1
MANAGEMENT’S DISCUSSION AND ANALYSIS	5
FINANCIAL STATEMENTS	
Statement of Net Position.....	10
Statement of Changes in Net Position.....	11
NOTES TO THE FINANCIAL STATEMENTS.....	13
SUPPLEMENTARY INFORMATION	
Combining Statement of Net Position	28
Combining Statement of Changes in Net Position.....	29
Schedule of Investments Owned.....	30
OTHER AUDITOR’S REPORT	
Auditor’s Report on Internal Control over Financial Reporting and On Compliance Based on an Audit of Financial Statements Performed in Accordance with <i>Government Auditing Standards</i>	37



JEFFERY M. WOLTKAMP, CPA
AUDITOR-CONTROLLER
SAN JOAQUIN COUNTY



ASSISTANT AUDITOR -CONTROLLER
Tod Hill

CHIEF DEPUTIES
Randipa Gauba -Accounting
Janice McCutcheon, CPA -Internal Audit
Lori Rolleri -Payroll
Stanley Lawrence -Property Tax

February 7, 2024

Board of Supervisors
County of San Joaquin
44 N. San Joaquin St., Suite 627
Stockton, CA 95202

Report on the Audit of the Financial Statements

Opinion

We have audited the accompanying *Statement of Net Position* and the related *Statement of Changes in Net Position* of the San Joaquin County Treasurer-Tax Collector's (County Treasurer) Investment Fund, an investment pool for local government participants, as of and for the year ended June 30, 2023, and the related notes to the financial statements, which collectively comprise the basic financial statements as listed in the table of contents.

In our opinion, the financial statements referred to above present fairly, in all material respects, the financial position of the San Joaquin County Treasurer-Tax Collector's Investment Fund as of June 30, 2023, and the respective changes in net position for the year then ended in accordance with accounting principles generally accepted in the United States of America.

Basis for Opinion

We conducted our audit in accordance with auditing standards generally accepted in the United States of America and the standards applicable to financial audits contained in Government Auditing Standards, issued by the Comptroller General of the United States. Our responsibilities under those standards are further described in the Auditor's Responsibilities for the Audit of the Financial Statements section of our report. We are required to be independent of the San Joaquin County Treasurer-Tax Collector's Investment Fund and to meet our other ethical responsibilities, in accordance with the relevant ethical requirements relating to our audit. We believe that the audit evidence we have obtained is sufficient and appropriate to provide a basis for our audit opinion.

Responsibilities of Management for the Financial Statements

Management is responsible for the preparation and fair presentation of the financial statements in accordance with accounting principles generally accepted in the United States of America, and for the design, implementation, and maintenance of internal control relevant to the preparation and fair presentation of financial statements that are free from material misstatement, whether due to fraud or error.

In preparing the financial statements, management is required to evaluate whether there are conditions or events, considered in the aggregate, that raise substantial doubt about the San Joaquin County Treasurer-Tax Collector's Investment Fund's ability to continue as a going concern for twelve months beyond the financial statement date, including any currently known information that may raise substantial doubt shortly thereafter.

Auditor's Responsibilities for the Audit of the Financial Statements

Our objectives are to obtain reasonable assurance about whether the financial statements as a whole are free from material misstatement, whether due to fraud or error, and to issue an auditor's report that includes our opinion. Reasonable assurance is a high level of assurance but is not absolute assurance and therefore is not a guarantee that an audit conducted in accordance with *Generally Accepted Auditing Standards* (GAAS) and *Government Auditing Standards* will always detect a material misstatement when it exists. The risk of not detecting a material misstatement resulting from fraud is higher than for one resulting from error, as fraud may involve collusion, forgery, intentional omissions, misrepresentations, or the override of internal control. Misstatements are considered material if there is a substantial likelihood that, individually or in the aggregate, they would influence the judgment made by a reasonable user based on the financial statements.

In performing an audit in accordance with GAAS and *Government Auditing Standards*, we:

- Exercise professional judgment and maintain professional skepticism throughout the audit.
- Identify and assess the risks of material misstatement of the financial statements, whether due to fraud or error, and design and perform audit procedures responsive to those risks. Such procedures include examining, on a test basis, evidence regarding the amounts and disclosures in the financial statements.
- Obtain an understanding of internal control relevant to the audit in order to design audit procedures that are appropriate in the circumstances, but not for the purpose of expressing an opinion on the effectiveness of the San Joaquin County Treasurer-Tax Collector's Investment Fund's internal control. Accordingly, no such opinion is expressed.
- Evaluate the appropriateness of accounting policies used and the reasonableness of significant accounting estimates made by management, as well as evaluate the overall presentation of the financial statements.
- Conclude whether, in our judgment, there are conditions or events, considered in the aggregate, that raise substantial doubt about the San Joaquin County Treasurer-Tax Collector's Investment Fund's ability to continue as a going concern for a reasonable period of time.

We are required to communicate with those charged with governance regarding, among other matters, the planned scope and timing of the audit, significant audit findings, and certain internal control-related matters that we identified during the audit.

Required Supplementary Information

Accounting principles generally accepted in the United States of America require that the management's discussion and analysis information and Combining Statements for the fiscal year ended 2023 (with comparative totals for the fiscal year ended June 30, 2022) on pages 5-8 and 28-29 be presented to supplement the basic financial statements. Such information is the responsibility of management and, although not a part of the basic financial statements, is required by the Governmental Accounting Standards Board (GASB) who considers it to be an essential part of financial reporting for placing the basic financial statements in an appropriate operational, economic, or historical context. We have applied certain limited procedures to the required supplementary information in accordance with auditing standards generally accepted in the United States of America, which consisted of inquiries of management about methods of preparing the information and comparing the information for consistency with management's responses to our inquiries, the basic financial statements, and other knowledge we obtained during our audit of the basic financial statements. We do not express an opinion or provide any assurance on the information because the limited procedures do not provide us with sufficient evidence to express an opinion or provide any assurance.

Supplementary Information

Our audit was conducted for the purpose of forming opinions on the financial statements that collectively comprise the County Treasurer Investment Fund's basic financial statements. The Combining Statements of Net Position and Changes in Net Position and Schedule of Investments Owned as of June 30, 2023 listed in the table of contents are presented for purposes of additional analysis and are not a required part of the basic financial statements. Such information is the responsibility of management and was derived from and relates directly to the underlying accounting and other records used to prepare the basic financial statements. The information has been subjected to the auditing procedures applied in the audit of the basic financial statements and certain additional procedures, including comparing and reconciling such information directly to the underlying accounting and other records used to prepare the basic financial statements or to the basic financial statements themselves, and other additional procedures in accordance with auditing standards generally accepted in the United States of America. In our opinion, the Combining Statements of Net Position and Changes in Net Position and Schedule of Investments Owned as of June 30, 2023 are fairly stated, in all material respects, in relation to the basic financial statements as a whole.

Other Information

Management is responsible for the other information included in the annual report. The other information comprises the Management's Discussion and Analysis but does not include the basic financial statements and our auditor's report thereon. Our opinions on the basic financial statements do not cover the other information, and we do not express an opinion or any form of assurance thereon.

In connection with our audit of the basic financial statements, our responsibility is to read the other information and consider whether a material inconsistency exists between the other information and the basic financial statements, or the other information otherwise appears to be materially misstated. If, based on the work performed, we conclude that an uncorrected material misstatement of the other information exists, we are required to describe it in our report.

Other Reporting Required by Government Auditing Standards

In accordance with *Government Auditing Standards*, we have also issued our report dated February 7, 2024, on our consideration of the County Treasurer's internal control over financial reporting and on our test of its compliance with certain provisions of laws, regulations, contracts, and agreements and other matters. The

purpose of that report is solely to describe the scope of our testing on internal control over financial reporting and compliance and the results of that testing, and not to provide an opinion on the effectiveness of the County Treasurer's internal control over financial reporting or on compliance. That report is an integral part of an audit performed in accordance with *Government Auditing Standards* in considering the County Treasurer's internal control over financial reporting and compliance.

Respectfully submitted,



Jeffery M. Woltkamp, CPA
Auditor-Controller
County of San Joaquin

JMW/za

Management's Discussion and Analysis

The discussion and analysis of the financial performance of the Treasurer-Tax Collector's Investment Pool of the County of San Joaquin (County) provides an overview of the investment activities for the fiscal year ended June 30, 2023. We encourage readers to consider the information presented here in conjunction with the Investment Pool's financial statements and the accompanying notes to the financial statements.

Our main objective in managing the Investment Pool is to safeguard the principal of the funds under our control and to ensure the cash needs of depositors are met. Within this objective, we try to achieve the best return possible on the funds for the pool participants.

As the County's Treasury, we receive and account for all money that is deposited with us. Based on our cash flow analysis, we invest these monies in short and medium term instruments. As our main objective is to safeguard the principal, we do not take an aggressive approach in investing funds solely to maximize return. On a quarterly basis, we distribute the earnings, net of our investment expenses, to all Investment Pool participants, based on their average daily cash balance for the quarter.

Financial Highlights

- As of June 30, 2023, the Investment Pool had a net position of \$5.21 billion, a 0.58% increase from that of the prior year's \$5.18 billion.
- The net investment income, excluding changes in market appreciation in investments, was \$132.42 million, an increase of 641.02% from the prior year's \$17.87 million.
- The market value depreciation at year-end was \$(79.30) million, which was less by \$8.33 million than the \$(87.63) million depreciation of the prior year.
- The investment expense was approximately 0.67% of the gross investment income, versus 4.33% for the prior year.

Using this Annual Financial Report and Financial Statements

This annual report consists of two financial statements, the *Statement of Net Position* and the *Statement of Changes in Net Position*.

These statements present a snapshot of account balances at year-end and corresponding changes for the year on the accrual basis of accounting. The accrual basis of accounting provides information on the activities of the Investment Pool as a whole and presents a long-term view of the Investment Pool's finances. All of the current year's earnings and expenses are taken into account regardless of when cash is received or paid. All of the equity deposits and withdrawals include those commitments made on or before the end of the fiscal year.

Net Position

The net position – the difference between assets and liabilities – is one way to measure the Investment Pool’s financial health or position. Over time, increases or decreases in net position are one indicator of whether the Investment Pool’s financial health is improving or deteriorating. Other non-financial factors will also need to be considered. Those factors may include the goals of the Investment Pool, economic conditions of the market, the cash needs of the depositors, etc.

A summary of the Investment Pool’s net position is presented below:

San Joaquin County Investment Pool
CONDENSED STATEMENT OF NET POSITION
(amounts expressed in thousands, except percentages)

	As of June 30,		Variance 2023 vs. 2022	
	2023	2022	Amount	Percentage
ASSETS				
Cash & Investments at Fair Value	\$5,168,368	\$5,173,368	\$(5,000)	-0.10%
Receivables	36,722	11,603	25,119	216.49%
TOTAL ASSETS	5,205,090	5,184,971	20,119	0.39%
LIABILITIES				
Investment Expenses Payable	0	0	0	0%
TOTAL LIABILITIES	0	0	0	0%
NET POSITION HELD IN TRUST FOR POOL PARTICIPANTS	5,205,090	5,184,971	20,119	0.39%

Changes in Net Position

The Statement of Changes in Net Position presents information on how the Investment Pool’s net position changed during fiscal year 2022-23. The increases include additions to investments, investment earnings and changes in fair value of investments. Unrealized gains or losses of securities are determined by taking the difference between amortized cost and the fair value of investments. The deductions consist of deductions from investment pool participant investments, distributions to the Investment Pool’s participants and administrative expenses.

All changes in net position are reported as soon as the underlying event giving rise to the change occurs, regardless of the timing of related cash flows. Thus, additions and deductions are reported in this statement for some items that will result in cash flows in future fiscal periods.

A summary of the changes in the Investment Pool's net position is presented below:

San Joaquin County Investment Pool
CONDENSED STATEMENT OF CHANGES IN NET POSITION
(amounts expressed in thousands, except percentages)

	For the Fiscal Year Ended June 30,		Variance 2023 vs. 2022	
	2023	2022	Amount	Percentage
ADDITIONS				
Additions to Pooled Investments	\$13,323,403	\$14,055,995	\$(732,592)	-5.21%
Net Investment Income	132,422	17,870	114,552	641.03%
Allocation of Changes in Market Value Appreciation/(Depreciation)	8,326	(90,226)	98,552	-109.23%
TOTAL ADDITIONS	13,464,151	13,983,639	(519,488)	-3.71%
DEDUCTIONS				
Deductions from Pooled Investments	13,311,610	13,040,629	270,981	2.08%
Investment Income Apportioned to Pool Participants	132,422	17,870	114,552	641.03%
TOTAL DEDUCTIONS	13,444,032	13,058,499	385,533	2.95%
Changes in Net Position	20,119	925,140	(905,021)	-97.83%
Net Position Beginning of Year	5,184,971	4,259,831	925,140	21.72%
NET POSITION END OF YEAR	\$5,205,090	\$5,184,971	\$20,119	0.39%

Net Investment Income

Net investment income increased by \$114.55 million from that of the prior year. Since we held all investments to their maturity, the income from changes in market value appreciation is excluded. If we include it, the net investment income then increased by \$213.11 million from that of the prior year.

Changes in investment income and investments owned from the prior year are shown below (in thousands, except percentages):

	<u>FY 2022-23</u>	<u>FY 2021-22</u>	<u>INCREASE / (DECREASE)</u>	
			<u>Amount</u>	<u>Percentage</u>
Investment income – excluding changes in market value appreciation (depreciation)	\$ 132,423	\$ 17,870	\$ 114,553	641.04%
Investments owned at year-end – Book Value	\$ 5,317,675	\$ 5,337,451	\$ (19,776)	-0.37%
Investment income – including changes in market value appreciation (depreciation)	\$ 140,749	\$ (72,356)	\$ 213,105	294.52%
Investments owned at year-end – Fair Value	\$ 5,238,375	\$ 5,249,825	\$ (11,450)	-0.22%

Investment Yield and Income Apportionment Factor

The goal of the County is to invest 100% of surplus funds. Surplus funds are defined as funds not required to meet daily obligations on the Treasury for the redemption of warrants or to cover other county disbursements. The Investment yield is different from the income apportionment factor. The investment yield is the return on our investments, while the income apportionment factor is the actual return on total funds held by the County.

	<u>FY 2022-23</u>	<u>FY 2021-22</u>
Investment yield – average	2.41%	0.38%
Income apportionment factor (ROR* on balance)	2.43%	0.39%
Investment yield as a % of ROR* on invested balance	99.31%	95.65%

*Rate of Return

Economic Factors and Next Year's Projection

The county was able to take advantage of the Federal Open Market Committee (FOMC) rate increases seen in fiscal year 2022-23 to improve the earnings for pool participants. However, it expected that during the fiscal year 2023-24, interest rates will begin to level off and decline. The Treasurer-Tax Collector's Office continues to emphasize safety and liquidity objectives. For the benefit of pool participants, investment options and strategies are regularly reviewed.



Phonxay Keokham, CPA
Treasurer-Tax Collector
County of San Joaquin

BASIC FINANCIAL STATEMENTS

**COUNTY OF SAN JOAQUIN
TREASURER–TAX COLLECTOR – POOLED INVESTMENT FUNDS
STATEMENT OF NET POSITION
JUNE 30, 2023**

	<u>Total Treasurer’s Investment Funds</u>
ASSETS	
Cash and Investments:	
Book value	\$ 5,247,667,889
Market value depreciation	<u>(79,300,223)</u>
Cash & investments (Fair Value)	<u>5,168,367,666</u>
Receivables:	
Investment income receivable	36,722,307
Investment income apportionment	<u>0</u>
Total receivables	<u>36,722,307</u>
 TOTAL ASSETS	 <u>5,205,089,973</u>
LIABILITIES	
Investment expenses payable	<u>0</u>
 TOTAL LIABILITIES	 <u>0</u>
 NET POSITION HELD IN TRUST FOR POOL PARTICIPANTS	 <u>\$ 5,205,089,973</u>

The accompanying notes are an integral part of the financial statements.

**COUNTY OF SAN JOAQUIN
TREASURER-TAX COLLECTOR – POOLED INVESTMENT FUNDS
STATEMENT OF CHANGES IN NET POSITION
FOR THE FISCAL YEAR ENDED JUNE 30, 2023**

	<u>Total Treasurer's Investment Funds</u>
ADDITIONS	
Additions to funds managed by the Treasurer	\$ 13,323,403,022
Net investment income	132,422,580
Allocation of changes in market value appreciation/(depreciation)	<u>8,326,060</u>
Total Additions	<u>13,464,151,662</u>
DEDUCTIONS	
Deductions from funds managed by the Treasurer	13,311,610,379
Investment income apportioned to pool participants	<u>132,422,581</u>
Total Deductions	<u>13,444,032,960</u>
CHANGES IN NET POSITION	<u>20,118,702</u>
NET POSITION – BEGINNING OF YEAR	<u>5,184,971,271</u>
NET POSITION – ENDING	<u>\$ 5,205,089,973</u>

The accompanying notes are an integral part of the financial statements

NOTES TO THE FINANCIAL STATEMENTS

**COUNTY OF SAN JOAQUIN
TREASURER-TAX COLLECTOR – POOLED INVESTMENT FUNDS
NOTES TO THE FINANCIAL STATEMENTS
FOR THE FISCAL YEAR ENDED JUNE 30, 2023**

NOTES TO THE FINANCIAL STATEMENTS

NOTE 1: SUMMARY OF SIGNIFICANT ACCOUNTING POLICIES

In accordance with Government Code (GC) §27000, the Treasurer of the County of San Joaquin (County) has the fiduciary responsibility of receiving and keeping safely “all money belonging to the County and all other money directed by law to be paid to him and apply and pay it out, rendering the account as required by law”. Pursuant to GC §53607, the County Treasurer, as delegated by the Board of Supervisors and the legislative body of other agencies, has the authority and responsibility to invest or reinvest funds so deposited with the County Treasury. This authority and responsibility are renewable annually and were first formalized by County Ordinance §2-2951 in March 1996. The most recent renewal was made on November 29, 2022 (Board Order B-22-627).

The County Treasurer manages the investments on a "pool" basis, unless special agreements call for an "individual" or "direct" investment. There were no such special agreements for FY 2022-23.

a. Investment Valuation

All investments, including those with remaining maturities of less than ninety days, are valued at the last quoted sales price on the market in accordance with Statement No. 31 of the Governmental Accounting Standards Board (GASB), *Accounting and Financial Reporting for Certain Investments and for External Investment Pools*.

b. Basis of Accounting

The County Treasurer maintains the accounting records of the investment income and distribution on the accrual basis of accounting, which provides that revenues be recognized when earned and expenditures, mainly the distribution of investment earnings, be recorded when the related liability is incurred.

Investments are recorded at cost, and where applicable includes amortization of investment premiums and discounts.

Investment transactions are accounted for on a trade date basis. Interest income includes amortization of investment premiums and discounts. The unrealized market appreciation/(depreciation) is not apportioned to pool participants as it is not available in the form of cash and the Treasurer does not liquidate the investment portfolio until the investments mature.

c. Investment Participants' Equity Transactions

The additions and reductions to the fund managed by the Treasurer represents the participants' deposits, disbursements, and withdrawals made in FY 2022-23. The deposits, disbursements, and withdrawals include all outstanding deposits and payables at year-end.

**COUNTY OF SAN JOAQUIN
TREASURER-TAX COLLECTOR – POOLED INVESTMENT FUNDS
NOTES TO THE FINANCIAL STATEMENTS
FOR THE FISCAL YEAR ENDED JUNE 30, 2023**

NOTES TO THE FINANCIAL STATEMENTS (continued)

d. Investment Pool Participants

The Investment Pool participants are classified into two major groups: (1) External - (Superior Court, Schools, Local Board Districts, and other fiduciary funds; and (2) Internal - County Funds. The Superior Court is governed by the State's Administrative Office of the Courts and the Schools and Local Board Districts represent all school districts and special districts governed by local boards within the County of San Joaquin. These entities are either required by law or have chosen to maintain funds with the County Treasurer.

County Funds include all of the County's operating and trust funds, the County's clearing (holding) accounts, and special districts' funds controlled by the County Board of Supervisors. The *Un-apportioned Interest Earnings Trust Fund*, a County holding fund, is presented separately on the financial statements to provide the accounting of the operational results of the pool investment.

e. Comparative Data

Comparative data for the prior year have been presented in certain sections of the accompanying financial statements in order to provide an understanding of changes in the Treasurer's Pooled Investment Funds financial position and operations.

NOTE 2: INVESTMENT POLICY

Pursuant to Government Code §27000.3(c) and §53600.3, the County Treasurer operates its temporary pooled surplus money investment program under the "Prudent Investor Standard." As required by Government Code §27000.5 and §53600.5 regarding funds controlled by the County Treasury, the Treasurer's investment policy sets three objectives in their order of priority as follows:

- Safety – safeguard the principal of the funds
- Liquidity – meet the cash needs of the depositor
- Yield – achieve a return on the funds

On average, the Treasurer invested approximately 99.65% of the total funds deposited in the Treasury during the audited period, approximately the same as prior year's 99.63%. The remaining funds were held in the bank as a compensating balance requirement. The Treasurer generally holds all investments to maturity.

**COUNTY OF SAN JOAQUIN
TREASURER-TAX COLLECTOR – POOLED INVESTMENT FUNDS
NOTES TO THE FINANCIAL STATEMENTS
FOR THE FISCAL YEAR ENDED JUNE 30, 2023**

NOTES TO THE FINANCIAL STATEMENTS (continued)

Government Code §53601 and §53635 restrict the types of investments in which the County Treasurer can invest. Based on these statutes, the County Treasurer investment policy lists the authorized investments as follows:

- United States Treasury Bills, Notes, and Bonds
- State Obligations and California Local Agency Bonds (Registered Treasury Notes, Bonds or Warrants)
- Obligations issued by A Federal Agency or a U.S. Government Sponsored Enterprise (GSE)
- Bankers’ Acceptances
- Commercial Paper
- Time Deposits
- Repurchase Agreements
- Medium Term Notes
- Mutual Funds
- Specific Securities Government Code §53601(m)
- Bank Deposits
- Joint Powers Authority Programs
- Supranationals
- Local Agency Investment Fund (LAIF)

The investment policy also places certain restrictions on the structure of the Treasurer's investment portfolio. For example: (a) banker’s acceptances are limited to 40% of the investment portfolio and no more than 30% may be invested in the banker’s acceptances of one commercial bank; (b) commercial paper is limited to 30% percent of the investment portfolio and maximum maturity of 270 days; and (c) certificates of deposit are limited to 30% of investments and maximum maturity of one year. Assuming all callable investments are held to maturity, the maturity structure of pooled investments as of June 30, 2022, and 2023 was as follows:

	<u>1 day - 30 days</u>	<u>31 days - 180 days</u>	<u>181 days - 1 year</u>	<u>More than one year</u>
06/30/22	25%	33%	17%	25%
06/30/23	24%	34%	16%	26%

The average number of days from the end of each fiscal year to the maturity date of the pooled investments held on hand at June 30, 2022, and 2023 were 329 and 338 days, respectively.

**COUNTY OF SAN JOAQUIN
TREASURER-TAX COLLECTOR – POOLED INVESTMENT FUNDS
NOTES TO THE FINANCIAL STATEMENTS
FOR THE FISCAL YEAR ENDED JUNE 30, 2023**

NOTES TO THE FINANCIAL STATEMENTS (continued)

NOTE 3: CASH AND INVESTMENTS

The investment pool includes both voluntary and involuntary participation from external entities. Interest earned on investments is credited to individual funds based on their average daily cash balances.

As of June 30, 2023, the County’s cash, deposits, and investments were as follows:

	<u>Investment Pool</u>
Cash on hand	\$ 108,579
Imprest cash	334,845
Deposits with financial institutions	21,140,485
Outstanding warrants	(91,590,670)
Investments	<u>5,238,374,427</u>
Total	<u>\$ 5,168,367,666</u>

Investment Pool

The County Treasurer’s Pool is not SEC-registered, but is invested in accordance with California State Government Code and the County Treasurer’s Investment Policy. The California statutes and the County’s investment policy authorize the County to invest in obligations of the U.S. Treasury, certain Federal agencies, Supranationals, bankers’ acceptances, “prime” commercial paper, certificates of deposit, swaps and trades, Registered California State Warrants or Bonds, State Treasurer’s Local Agency Investment Fund, California Asset Management Program, CalTrust, and repurchase agreements. All of the County Treasurer’s investments are of a mid-term and short-term nature. California State Government Code provides for the formation of an Investment Oversight Committee, which is charged with overseeing activity in the pool for compliance to policy and code requirements. To this end, the Oversight Committee annually reviews the County’s investment policy and causes an audit of investments to occur.

**COUNTY OF SAN JOAQUIN
TREASURER-TAX COLLECTOR – POOLED INVESTMENT FUNDS
NOTES TO THE FINANCIAL STATEMENTS
FOR THE FISCAL YEAR ENDED JUNE 30, 2023**

NOTES TO THE FINANCIAL STATEMENTS (continued)

NOTE 3: CASH AND INVESTMENTS (CONTINUED)

The table below identifies the investment types that are authorized by the County, along with the related concentration of credit limits:

Investment Type	Maximum Maturity		Maximum % of Portfolio		Maximum % with One Issuer		Minimum Rating	
	Gov. Code	Invest. Policy	Gov. Code	Invest. Policy	Gov. Code	Invest. Policy	Gov. Code	Invest. Policy
U.S. Treasury Obligations	5 years	5 years	None	100%	None	None	None	None
State Obligations and California Local Agency Bonds	5 years	5 years	None	100%	None	None	None	None
Agency Obligations	5 years	5 years	None	100%	None	None	None	None
Bankers' Acceptances	180 days	Not Specified	40%	40%	30%	Not Specified	None	None
Commercial Paper ¹	270 days	270 days	40%	30%	10%	Not Specified	A-1/P-1	See Note ²
Time Deposits	5 years	1 year	30%	30%	None	None	None	See Note ³
Repurchase Agreements ⁴	1 year	Not Specified	None	100%	None	None	None	A
Medium-Term Notes	5 years	3 years	30%	30%	30%	30%	A	See Note ⁵
Money Market Mutual Funds ⁶	N/A	N/A	20%	20%	10%	Not Specified	AAMM	Not Specified
Bank Deposits	N/A	N/A	None	10%	None	None	None	None
Joint Powers Authority Programs ⁷	N/A	N/A	None	30%	None	None	None	None
Supranationals ⁸	5 years	5 years	30%	10%	None	None	AA	AA
Local Agency Investment Fund (LAIF) ⁹	N/A	N/A	None	LAIF limit	None	None	None	None

¹Government Code Section 53635(a)(1-2) specifies percentage limitations for this security type for county investment pools.

²County's investment policy specifies Commercial Paper must have the highest categories of nationally recognized statistical rating organization (NRSRO).

³The bank must have a rating in the highest or second highest categories of an NRSRO.

⁴County's investment policy specifies regardless of maturity, repurchase agreements must be collateralized at 102 percent (market value plus accrued interest). Repurchase agreements shall only be made with dealers with assets in excess of \$500 million and having either the highest commercial paper rating, of A or higher rating for the issuer's debt, if any, as provided by a NRSRO. There is no percentage limit on the total dollar amount that may be invested in this category.

⁵County's investment policy specifies Corporate Debentures (Medium Term Notes) that have a rating in the highest or second highest categories of a NRSRO.

⁶Government Code Section 53601 (1)(3)(A) Money Market Mutual Fund ratings must be in the highest rating category by at least two NRSROs; or (B) Retained an investment adviser registered or exempt from registration with the United States Securities and Exchange Commission with not

**COUNTY OF SAN JOAQUIN
TREASURER-TAX COLLECTOR – POOLED INVESTMENT FUNDS
NOTES TO THE FINANCIAL STATEMENTS
FOR THE FISCAL YEAR ENDED JUNE 30, 2023**

NOTES TO THE FINANCIAL STATEMENTS (continued)

NOTE 3: CASH AND INVESTMENTS (CONTINUED)

less than five years' experience investing in the securities and obligations authorized by subdivisions (a) to (k), inclusive, and subdivisions (m) to (q), inclusive, and with assets under management in excess of five hundred million dollars (\$500,000,000).

⁷Government Code Section 53601(p) specifies the joint powers authority issuing the shares shall have retained an investment adviser that meets all of the following criteria:

- (1) The adviser is registered or exempt from registration with the United States Securities and Exchange Commission.
- (2) The adviser has not less than five years of experience investing in the securities and obligations authorized in subdivisions (a) to (q), inclusive.
- (3) The adviser has assets under management in excess of five hundred million dollars (\$500,000,000).

⁸The following institutions are considered Supranationals: International Bank for Reconstruction and Development (IBRD), International Finance Corporation (IFC) and Inter-American Development Bank (IADB).

⁹Local Agency Investment Fund (LAIF) is an unrated fund. LAIF purchases securities under the authority of Government Code Section 16430 and 16480.4. The Treasurer may invest up to the maximum amount permitted by LAIF.

Deposits

At year-end, the carrying amount of the County's cash on hand and authorized deposits at the County's primary financial institution was \$39.3 million. Of the total deposits, the first \$250,000 is insured by the Federal Depository Insurance Corporation. The remaining was uninsured but secured by the pledging banks and, therefore, was exposed to custodial credit risk. The custodial credit risk is the risk that in the event of a bank failure, the total deposits may not be returned to it.

Statutes and County investment policy allow the pool deposits be covered by federal depository insurance or by a multiple financial institution collateral pool, which is maintained at a minimum of 110% of the uninsured deposits with the pledging institution's agent in the institution's name. The County Treasurer has made no exceptions to this requirement during the current year.

**COUNTY OF SAN JOAQUIN
TREASURER-TAX COLLECTOR – POOLED INVESTMENT FUNDS
NOTES TO THE FINANCIAL STATEMENTS
FOR THE FISCAL YEAR ENDED JUNE 30, 2023**

NOTES TO THE FINANCIAL STATEMENTS (continued)

NOTE 3: CASH AND INVESTMENTS (CONTINUED)

Investments

As of June 30, 2023, the County had the following pool investments:

	Fair Value ("FV")	Wtd. Avg. Maturities (Days)	FV as a % of the Pool Investments	Credit Rating S&P/MIS*
Commercial Paper	\$493,218,966	125	9.40%	A1/P1
Money Market Account - Bank of the West	\$25,000,000	1	0.50%	NR/NR
Sweep Account - Bank of the West	\$12,183,232	1	0.20%	NR/NR
Money Market Account - Five Star Bank	\$75,000,000	1	1.40%	NR/NR
Money Market Fund - State Street Bank	\$25,000,000	1	0.50%	AAAm/NR
Federal Farm Credit Bank	\$848,647,171	574	16.20%	AA+/Aaa
Federal Home Loan Bank	\$1,945,463,071	375	37.20%	AA+/Aaa
Federal Home Loan Mortgage Corporation	\$499,360,645	689	9.50%	AA+/Aaa
Federal National Mortgage Association	\$96,293,580	383	1.80%	AA+/Aaa
California Asset Management Program	\$840,000,000	1	16.00%	AAAm/NR
Medium Term Note - Apple	\$9,581,087	969	0.20%	AA+/Aaa
Supranationals	\$24,841,000	1823	0.50%	AAA/Aaa
CalTRUST	\$20,000,000	1	0.40%	AAAm/NR
US T-Bills	\$88,344,073	69	1.70%	AA+/Aaa
US T-Bonds	\$25,301,069	412	0.50%	AA+/Aaa
US T-Notes	\$200,140,532	136	3.80%	AA+/Aaa
CA GO Bonds	\$0	0	0.00%	
State Local Agency Investment Fund (LAIF)	\$10,000,000	1	0.20%	NR/NR
Total	\$5,238,374,426	338	100.00%	

N/A – Not Applicable

* S&P - Standard and Poor's

NR – Not Rated

MIS - Moody's Investor Services

Interest Rate Risk is the risk that changes in interest rates will adversely affect the fair value of an investment. In accordance with the County investment policy, the County Treasurer manages the exposure to declines in fair values by limiting the weighted average maturity of the investment portfolio to three years or less. As of June 30, 2023, the weighted average maturity of the pool investments was 338 days.

**COUNTY OF SAN JOAQUIN
TREASURER-TAX COLLECTOR – POOLED INVESTMENT FUNDS
NOTES TO THE FINANCIAL STATEMENTS
FOR THE FISCAL YEAR ENDED JUNE 30, 2023**

NOTES TO THE FINANCIAL STATEMENTS (continued)

NOTE 3: CASH AND INVESTMENTS (CONTINUED)

Investments (Continued)

Credit Risk is the risk that an issuer or other counterparty to an investment will not fulfill its obligations. California statutes and the County’s investment policy limit the County Treasurer investments to obligations of the U.S. Treasury, certain Federal agencies, registered California state warrants or bonds, banker’s acceptances, “prime” commercial paper, certificates of deposit, State Treasurer’s Local Agency Investment Fund (LAIF), California Asset Management Program, (CAMP), medium-term notes, and repurchase agreements. Credit ratings of pool investments at June 30, 2023 are presented above.

Concentration of Credit Risk is the loss risk attributed to the magnitude of a government’s investment in a single issuer representing 5% or more of total investments. The County’s investment policy places a 30% maximum per commercial bank on banker’s acceptances. There are no limits per issuer on certificates of deposit, and \$50,000,000 per issuer on commercial paper. The total for each may not exceed 30% of the total investment portfolio, as indicated in Note 2.

Investments in any one issuer (other than U.S. Treasury securities, mutual funds and external Investment Pools) representing 5% or more of the Investment Pool are as follows:

Issuer	Fair Value	% of Total Investments
Commercial Paper	493,218,966	9.4%
Federal Farm Credit Bank	848,647,171	16.2%
Federal Home Loan Bank	1,945,463,071	37.2%
Federal Home Loan Mortgage Corporation	499,360,645	9.5%
California Asset Management Program	840,000,000	16.0%

The County is a participant in the Local Agency Investment Fund (LAIF), which is regulated by California Government Code Section 16429 under the oversight of the Treasurer of the State of California. Each entity may invest up to \$75,000,000 per account without limitation in special bond proceeds amounts. Investments in LAIF are highly liquid, as deposits can be converted to cash within 24 hours without loss of interest. The County invests money on a cost basis. The pool is not registered with the SEC. The County’s investments with LAIF at June 30, 2023 included a portion of the pool funds invested in structured notes and asset-backed securities, defined as follows:

**COUNTY OF SAN JOAQUIN
TREASURER-TAX COLLECTOR – POOLED INVESTMENT FUNDS
NOTES TO THE FINANCIAL STATEMENTS
FOR THE FISCAL YEAR ENDED JUNE 30, 2023**

NOTES TO THE FINANCIAL STATEMENTS (continued)

NOTE 3: CASH AND INVESTMENTS (CONTINUED)

Investments (Continued)

Structured Notes – Debt securities (other than asset-backed securities) whose cash flow characteristics (coupon rate, redemption amounts, or stated maturity) depend upon one or more indices and/or that have embedded forwards or options.

Asset-Backed Securities – Generally mortgage-backed securities that entitle their purchasers to receive a share of the cash flows from a pool of assets such as principal and interest repayments from a pool of mortgages (for example, collateralized mortgage obligations) or credit card receivables.

Custodial Credit Risk - The risk that, in the event of the failure of the counterparty to a transaction, the County will not be able to recover the value of its investments or collateral securities that are in the possession of the outside party. There were no investments in repurchase agreements or securities lending transactions that exposed the County Treasurer investments to this type of risk.

Fair Value Measurements

The County categorizes its fair value measurements within the fair value hierarchy established by generally accepted accounting principles. The hierarchy is based on the valuation inputs used to measure the fair value of the assets. The hierarchy gives the highest priority to unadjusted quoted prices in active markets for identical assets or liabilities (Level 1 measurements) and the lowest priority to unobservable inputs (Level 3 measurements). The three levels of the fair value hierarchy are described as follows:

Level 1 – Inputs to the valuation methodology are unadjusted quoted prices for identical assets or liabilities in active markets that the County has the ability to access.

Level 2 – Inputs to the valuation methodology include:

- Quoted prices for similar assets or liabilities in active markets;
- Quoted prices for identical or similar assets or liabilities in inactive markets;
- Inputs other than quoted prices that are observable for the asset or liability;
- Inputs that are derived principally from or corroborated by observable market data by correlation or other means, such as matrix pricing.

**COUNTY OF SAN JOAQUIN
TREASURER-TAX COLLECTOR – POOLED INVESTMENT FUNDS
NOTES TO THE FINANCIAL STATEMENTS
FOR THE FISCAL YEAR ENDED JUNE 30, 2023**

NOTES TO THE FINANCIAL STATEMENTS (continued)

NOTE 3: CASH AND INVESTMENTS (CONTINUED)

Investments (Continued)

Fair Value Measurements (Continued)

Level 3 – Inputs to the valuation methodology are unobservable and significant to the fair value measurement. Unobservable inputs reflect the County’s own assumptions about the inputs market participants would use in pricing the asset or liability (including assumptions about risk). Unobservable inputs are developed based on the best information available in the circumstances and may include the County’s own data.

The asset’s level within the hierarchy is based on the lowest level of input that is significant to the fair value measurement. Valuation techniques used need to maximize the use of observable inputs and minimize the use of unobservable inputs. The determination of what constitutes observable requires judgment by the County’s management. County management considers observable data to be that market data, which is readily available, regularly distributed or updated, reliable, and verifiable, not proprietary, and provided by multiple independent sources that are actively involved in the relevant market. The categorization of an investment within the hierarchy is based upon the relative observability of the inputs to its fair value measurement and does not necessarily correspond to County management’s perceived risk of that investment.

In instances where inputs used to measure fair value fall into different levels in the above fair value hierarchy, fair value measurements in their entirety are categorized based on the lowest level input that is significant to the valuation. The County’s assessment of the significance of particular inputs to these fair value measurements requires judgment and considers factors specific to each asset or liability.

Deposits and withdrawals in governmental investment pools, such as LAIF, are made on the basis of \$1 and not fair value. Accordingly, the County’s proportionate share in these types of investments is an uncategorized input not defined as a Level 1, Level 2, or Level 3 input.

The following is a description of the valuation methods and assumptions used by the County to estimate the fair value of its investments. There have been no changes in the methods and assumptions used at June 30, 2022. The methods described may produce a fair value calculation that may not be indicative of net realizable value or reflective of future fair values. County management believes its valuation methods are appropriate and consistent with other market participants. The use of different methodologies or assumptions to determine the fair value of certain financial instruments could result in a different fair value measurement at the reporting date.

The County’s Investment Pool’s asset market prices are derived from closing bid prices as of the last business day of the month as supplied by Interactive Data, Bloomberg, or Telerate. Where prices are not available from generally recognized sources, the securities are priced using a yield-based matrix system to arrive at an estimated market value. Prices that fall between data points are interpolated. Non-negotiable FDIC-insured

**COUNTY OF SAN JOAQUIN
TREASURER-TAX COLLECTOR – POOLED INVESTMENT FUNDS
NOTES TO THE FINANCIAL STATEMENTS
FOR THE FISCAL YEAR ENDED JUNE 30, 2023**

NOTES TO THE FINANCIAL STATEMENTS (continued)

NOTE 3: CASH AND INVESTMENTS (CONTINUED)

Fair Value Measurements (Continued)

bank certificates of deposit are priced at par.

When available, quoted prices are used to determine fair value. When quoted prices in active markets are available, investments are classified within Level 1 of the fair value hierarchy.

For investments classified with Level 2 of the fair value hierarchy, the County’s custodians generally use a multi-dimensional relational model. Inputs to their pricing models are based on observable market inputs in active markets. The inputs to the pricing models are typically benchmark yields, reported trades, broker-dealer quotes, issuer spreads, and benchmark securities, among others. The County does not have any investments that are measured using Level 3 Inputs.

The County has the following recurring fair value measurements as of June 30, 2023 (in thousands):

	Fair Value at June 30, 2023	Fair Value Measurements Using		
		Quoted Prices in Active Markets for Identical Assets (Level 1)	Significant Other Observable Inputs (Level 2)	Significant Unobservable Inputs (Level 3)
Investments by Fair Value Level				
Commercial Paper	\$ 493,219	\$ -	\$ 493,219	\$ -
Federal Farm Credit Bank	895,217	-	895,217	-
Federal Home Loan Bank	1,887,976	-	1,887,976	-
Federal Home Loan Mortgage Corporation	509,909	-	509,909	-
Federal National Mortgage Association	96,663	-	96,663	-
Medium Term Note - Apple	9,581	-	9,581	-
Supranationals	24,841			
US T-Bills	88,344	-	88,344	-
US T-Bonds	25,301	-	25,301	-
US T-Notes	200,141		200,141	
Total investments by fair value level	\$ 4,231,192	\$ -	\$ 4,206,351	\$ -
Investments not required to be leveled according to the hierarchy				
Money Market Account - Bank of the West	25,000			
Sweep Account - Bank of the West	12,183			
Money Market Account - Five Star Bank	75,000			
Money Market Account - State Street Bank	25,000			
California Asset Management Program (CAMP)	840,000			
State Local Agency Investment Fund (LAIF)	10,000			
CalTRUST	20,000			
Total investments	\$ 5,238,375			

**COUNTY OF SAN JOAQUIN
TREASURER-TAX COLLECTOR – POOLED INVESTMENT FUNDS
NOTES TO THE FINANCIAL STATEMENTS
FOR THE FISCAL YEAR ENDED JUNE 30, 2023**

NOTES TO THE FINANCIAL STATEMENTS (continued)

NOTE 4: INTEREST EARNINGS

Tracker investment software is used by the County Treasurer to record all Investment Pool interest earned, including amortization of discounts and premiums, for the month--regardless of whether the interest has been received or not (accrual basis of accounting). At the end of each quarter, the monthly interest earned is compiled to determine the quarter's interest earnings that will be apportioned to the Investment Pool participants.

With regard to direct investments, the interest income is directly credited to the investing entities upon receipt of the interest income. There were no direct investments for FY 2022-23.

NOTE 5: DISTRIBUTION OF NET INVESTMENT INCOME

The distribution or apportionment of net investment income to eligible funds in the Investment Pool is done quarterly pursuant to Government Code § 53647. It is computed by multiplying the average daily cash balance by the interest apportionment factor for the quarter.

The interest apportionment factor for a quarter is determined by dividing the investment earnings for the quarter by the average daily cash balances of all funds deposited with the County Treasurer for the quarter. The County's Tax & Revenue Anticipation Note (TRANS) proceeds, if any, are excluded from the computation of investment earnings and average daily cash balances in determining the apportionment factor since they are not part of the Investment Pool.

All funds are entitled to interest earnings with the exception of County clearing funds and funds specified by the Board of Supervisors or the Courts as non-interest bearing.

After all funds entitled to interest earnings have been apportioned their share, the remainder of the quarterly interest earned is credited to the County General Fund.

Interest apportioned to property tax funds is reallocated to all applicable agencies that receive property tax allocations based on a combined tax apportionment factor, which includes the 1% secured property tax, special assessments, and unsecured property taxes apportioned to each agency.

NOTE 6: TEETER PLAN

Pursuant to Revenue and Taxation Code §4701, the County has opted into the Alternative Method of Property Tax Distribution method since fiscal year 1993-94. This method is known as the *Teeter Plan*. Under the Teeter Plan, the County and all other taxing agencies receive 100% of the current secured tax levy and special assessments. In order to convert to the Teeter Plan, the County buys out the existing delinquent taxes owed to each taxing agency at June 30 of each year and uses the inter-fund borrowing method to

**COUNTY OF SAN JOAQUIN
TREASURER-TAX COLLECTOR – POOLED INVESTMENT FUNDS
NOTES TO THE FINANCIAL STATEMENTS
FOR THE FISCAL YEAR ENDED JUNE 30, 2023**

NOTES TO THE FINANCIAL STATEMENTS (continued)

NOTE 6: TEETER PLAN (CONTINUED)

finance the buy-out on an annual basis.

Based on the Notes issued by the County Treasurer, the County agrees to pay interest on the note from the date of borrowing at the investment rate earned on investments held by the County Treasurer as specified on the *Treasurer’s Quarterly Interest Earnings Report*. The inter-fund borrowing is evidenced by the *Tax Resource Trust Fund*. The interest earned on the Teeter Note is apportioned to pool participants on a quarterly basis.

A Teeter Note was not needed for FY 2022-23. Prior years’ notes and their interest are as follows:

Teeter Plan FY	Date	\$ Amount	\$ Interest	Maturity Date
2013-2014	No Note Needed			
2014-2015	No Note Needed			
2015-2016	No Note Needed			
2016-2017	No Note Needed			
2017-2018	No Note Needed			
2018-2019	No Note Needed			
2019-2020	No Note Needed			
2020-2021	No Note Needed			
2021-2022	No Note Needed			
2022-2023	No Note Needed			

**COUNTY OF SAN JOAQUIN
TREASURER-TAX COLLECTOR – POOLED INVESTMENT FUNDS
NOTES TO THE FINANCIAL STATEMENTS
FOR THE FISCAL YEAR ENDED JUNE 30, 2023**

NOTES TO THE FINANCIAL STATEMENTS (continued)

NOTE 7: AUDITOR INDEPENDENCE

As required by various statutes within the California Government Code, County Auditor-Controllers are mandated to perform certain accounting, auditing and financial reporting functions. These activities, in themselves, necessarily impair the auditor's independence. Specifically, "Auditors should not audit their own work or provide non-audit services in situations where the amounts or services involved are significant or material to the subject matter of the audit." Although the Office of the Auditor-Controller is statutorily obligated to maintain accounts of departments, districts or funds that are contained within the Investment Pool, we believe that adequate safeguards and divisions of responsibility exist to mitigate the impairment of independence. Therefore, we believe that subject to this qualification and disclosure, the reader can rely on the auditor's opinion contained in this report.

SUPPLEMENTARY INFORMATION

**COUNTY OF SAN JOAQUIN
TREASURER-TAX COLLECTOR – POOLED INVESTMENT FUNDS
COMBINING STATEMENT OF NET POSITION
FOR THE FISCAL YEAR ENDED JUNE 30, 2023
(WITH COMPARATIVE TOTALS FOR THE FISCAL YEAR ENDED JUNE 30, 2022)**

COUNTY OF SAN JOAQUIN
TREASURER-TAX COLLECTOR – INVESTMENT FUNDS
STATEMENT OF NET POSITION
FOR THE FISCAL YEAR ENDED JUNE 30, 2023

	Pool Investment			Total Treasurer's Investment Funds	
	External Funds School/Court Local Board Dist	Unapportioned Interest Earnings Trust	Internal County Funds	FY 2022-23	FY 2021-22
	ASSETS				
Cash and Investments:					
Book value	\$ 3,297,047,893	\$ 18,840,406	\$ 1,931,779,590	\$ 5,247,667,889	\$ 5,260,994,138
Market value appreciation (depreciation)	(49,824,985)	(284,716)	(29,190,522)	\$ (79,300,223)	(87,626,282)
Cash & investments (Fair Value)	<u>3,247,222,908</u>	<u>18,555,690</u>	<u>1,902,589,068</u>	\$ 5,168,367,666	<u>5,173,367,856</u>
Receivables:					
Investment income receivable	-	36,722,307	-	\$ 36,722,307	8,018,334
Investment income apportionment receivable (payable)	27,535,535	(50,183,236)	22,647,701	\$ -	3,585,081
Total receivables	<u>27,535,535</u>	<u>(13,460,929)</u>	<u>22,647,701</u>	\$ 36,722,307	<u>11,603,415</u>
TOTAL ASSETS	<u>3,274,758,443</u>	<u>5,094,761</u>	<u>1,925,236,769</u>	\$ 5,205,089,973	<u>5,184,971,271</u>
DEFERRED OUTFLOW OF RESOURCES	<u>-</u>	<u>-</u>	<u>-</u>	\$ -	<u>-</u>
LIABILITIES					
Investment expenses payable	-	-	-	\$ -	-
TOTAL LIABILITIES	<u>-</u>	<u>-</u>	<u>-</u>	\$ -	<u>-</u>
DEFERRED INFLOW OF RESOURCES	<u>-</u>	<u>-</u>	<u>-</u>	\$ -	<u>-</u>
NET POSITION HELD IN TRUST FOR POOL PARTICIPANTS	<u>\$ 3,274,758,443</u>	<u>\$ 5,094,761</u>	<u>\$ 1,925,236,769</u>	\$ 5,205,089,973	<u>\$ 5,184,971,271</u>

The accompanying notes are an integral part of the financial statements.

**COUNTY OF SAN JOAQUIN
TREASURER-TAX COLLECTOR – POOLED INVESTMENT FUNDS
COMBINING STATEMENT OF CHANGES IN NET POSITION
FOR THE FISCAL YEAR ENDED JUNE 30, 2023
(WITH COMPARATIVE TOTALS FOR THE FISCAL YEAR ENDED JUNE 30, 2022)**

COUNTY OF SAN JOAQUIN
TREASURER - TAX COLLECTOR -- INVESTMENT FUNDS
STATEMENT OF CHANGES IN NET POSITION
FOR THE FISCAL YEAR ENDED JUNE 30, 2023

	Pool Investment			Total Treasurer's Investment Funds	
	External Funds	Unapportioned Interest Earnings Trust	Internal Funds	FY 2022-23	FY 2021-22
	ADDITIONS				
Additions to funds managed by the Treasurer	\$ 7,754,802,643	\$ 101,977,420	\$ 5,466,622,959	\$ 13,323,403,022	\$ 14,055,994,830
Net investment income	69,959,359	-	62,463,221	132,422,580	17,869,824
Allocation of changes in market value appreciation/(depreciation)	(2,902,546)	-	11,228,606	8,326,060	(90,225,705)
Total Additions	<u>7,821,859,456</u>	<u>101,977,420</u>	<u>5,540,314,786</u>	<u>13,464,151,662</u>	<u>13,983,638,949</u>
DEDUCTIONS					
Deductions from funds managed by the Treasurer	7,250,784,010	103,917,848	5,956,908,521	13,311,610,379	13,040,628,862
Investment income apportioned to pool participants	69,959,359	-	62,463,222	132,422,581	17,869,824
Total Deductions	<u>7,320,743,369</u>	<u>103,917,848</u>	<u>6,019,371,743</u>	<u>13,444,032,960</u>	<u>13,058,498,686</u>
CHANGES IN NET POSITION	<u>501,116,087</u>	<u>(1,940,428)</u>	<u>(479,056,958)</u>	<u>20,118,702</u>	<u>925,140,263</u>
NET POSITION - BEGINNING:					
Reserved for unrealized market value appreciation (depreciation)	(46,922,439)	-	(40,703,843)	(87,626,282)	2,598,678
Unrestricted	2,820,564,795	7,035,189	2,444,997,569	5,272,597,553	4,257,232,330
NET POSITION - BEGINNING OF YEAR	<u>2,773,642,356</u>	<u>7,035,189</u>	<u>2,404,293,726</u>	<u>5,184,971,271</u>	<u>4,259,831,008</u>
NET POSITION - ENDING:					
Reserved for unrealized market value appreciation (depreciation)	(49,824,984)	-	(29,475,239)	(79,300,223)	(87,626,282)
Unreserved	3,324,583,427	5,094,761	1,954,712,008	5,284,390,196	5,272,597,553
NET POSITION - ENDING	<u>\$ 3,274,758,443</u>	<u>\$ 5,094,761</u>	<u>\$ 1,925,236,769</u>	<u>\$ 5,205,089,973</u>	<u>\$ 5,184,971,271</u>

The accompanying notes are an integral part of the financial statements.

**COUNTY OF SAN JOAQUIN
TREASURER-TAX COLLECTOR – POOLED INVESTMENT FUNDS
SCHEDULE OF INVESTMENTS OWNED
JUNE 30, 2023**

Par Value	DATE		Description	Cost	Fair Value	% of Total Investments at Fair Value
	Settlement	Maturity				
COMMERCIAL PAPER:						
25,000,000.00	10/18/22	07/14/23	SUMITOMO MITSUI	24,129,486.11	24,069,791.67	0.46%
30,000,000.00	03/16/23	07/17/23	JOHNSON & JOHNSON	29,508,000.00	29,502,758.30	0.57%
25,000,000.00	10/24/22	07/18/23	MUFG BANK	24,045,104.17	24,045,479.17	0.46%
25,000,000.00	10/28/22	07/24/23	CREDIT AGRICOLE	24,054,763.89	24,053,763.97	0.46%
25,000,000.00	11/03/22	07/28/23	TOYOTA	24,061,791.67	24,059,652.81	0.46%
20,000,000.00	05/17/23	08/31/23	WALMART	19,702,022.22	19,692,859.91	0.38%
30,000,000.00	05/18/23	08/31/23	WALMART	29,559,000.00	29,544,223.20	0.57%
35,000,000.00	12/30/22	09/08/23	NATIXIS	33,750,500.00	33,734,393.58	0.65%
10,000,000.00	03/01/23	09/12/23	METLIFE	9,727,000.00	9,720,381.10	0.19%
15,000,000.00	12/30/22	09/22/23	NATIXIS	14,429,208.33	14,420,388.28	0.28%
20,000,000.00	02/22/23	09/28/23	JOHNSON & JOHNSON	19,410,188.89	19,383,188.89	0.37%
25,000,000.00	06/20/23	10/27/23	SUMITOMO MITSUI	24,520,729.17	24,467,988.97	0.47%
15,000,000.00	05/19/23	11/06/23	PROCTER & GAMBLE	14,639,475.00	14,615,395.00	0.28%
25,000,000.00	02/23/23	11/20/23	LLOYDS BANK	24,021,138.89	23,982,740.75	0.46%
10,000,000.00	06/13/23	12/22/23	TOYOTA	9,721,066.67	9,703,890.78	0.19%
50,000,000.00	06/30/23	12/27/23	RABOBANK	48,650,000.00	48,650,000.00	0.93%
50,000,000.00	06/16/23	03/11/24	BNP PARIBAS	47,960,083.33	47,813,104.33	0.92%
50,000,000.00	06/28/23	03/22/24	ROYAL BANK OF CANADA	47,937,888.89	47,864,681.61	0.92%
25,000,000.00	06/29/23	03/25/24	CREDIT AGRICOLE	23,953,750.00	23,894,283.50	0.46%
\$ 510,000,000.00				\$ 493,781,197.23	\$ 493,218,965.83	9.46%

U.S. GOVERNMENT AGENCY OBLIGATIONS:

25,000,000.00	08/18/22	08/18/23	FFCB-B	24,680,555.56	24,695,444.45	0.47%
25,000,000.00	03/22/21	09/22/23	FFCB-B	25,000,000.00	24,694,750.00	0.47%
25,000,000.00	09/25/19	09/25/23	FFCB-B	25,000,000.00	24,786,000.00	0.47%
25,000,000.00	11/01/19	11/01/23	FFCB-B	24,952,500.00	24,635,281.49	0.47%
25,000,000.00	11/03/22	11/03/23	FFCB-B	24,993,750.00	24,539,285.14	0.47%
20,000,000.00	07/01/19	07/01/24	FFCB-B	20,036,620.00	19,334,063.93	0.37%
25,000,000.00	12/20/22	12/20/24	FFCB-B	24,921,750.00	24,600,697.33	0.47%
25,000,000.00	12/29/22	12/29/25	FFCB-B	24,944,050.00	24,556,407.98	0.47%
20,000,000.00	12/09/21	12/09/26	FFCB-B	19,998,000.00	17,919,977.88	0.34%
25,000,000.00	10/26/22	07/26/23	FFCB-C	25,000,000.00	24,987,500.00	0.48%
25,000,000.00	02/10/21	08/10/23	FFCB-C	25,000,000.00	24,849,000.00	0.47%
25,000,000.00	08/24/20	08/24/23	FFCB-C	24,248,468.63	24,236,595.01	0.46%
25,000,000.00	12/22/20	09/23/23	FFCB-C	25,000,000.00	24,713,250.00	0.47%
25,000,000.00	04/12/21	10/12/23	FFCB-C	24,996,250.00	24,623,927.16	0.47%
25,000,000.00	02/03/21	11/03/23	FFCB-C	25,000,000.00	24,933,000.00	0.48%
25,000,000.00	02/03/21	11/03/23	FFCB-C	25,000,000.00	24,544,750.00	0.47%
25,000,000.00	11/30/20	11/30/23	FFCB-C	25,000,000.00	24,463,000.00	0.47%

**COUNTY OF SAN JOAQUIN
TREASURER-TAX COLLECTOR – POOLED INVESTMENT FUNDS
SCHEDULE OF INVESTMENTS OWNED
JUNE 30, 2023**

Par Value	DATE		Description	Cost	Fair Value	% of Total Investments at Fair Value
	Settlement	Maturity				
20,000,000.00	06/22/22	12/22/23	FFCB-C	20,000,000.00	19,802,800.00	0.38%
25,000,000.00	12/28/20	12/28/23	FFCB-C	25,000,000.00	24,352,250.00	0.46%
15,000,000.00	03/15/21	03/15/24	FFCB-C	15,000,000.00	14,457,600.00	0.28%
25,000,000.00	04/05/21	04/05/24	FFCB-C	25,000,000.00	24,022,500.00	0.46%
25,000,000.00	04/08/20	04/08/24	FFCB-C	25,000,000.00	24,076,500.00	0.46%
25,000,000.00	02/23/21	08/23/24	FFCB-C	25,000,000.00	23,553,500.00	0.45%
25,000,000.00	09/19/22	09/19/24	FFCB-C	25,000,000.00	24,624,500.00	0.47%
25,000,000.00	12/05/22	12/05/24	FFCB-C	24,997,500.00	24,745,292.07	0.47%
25,000,000.00	12/23/20	12/23/24	FFCB-C	25,000,000.00	23,213,000.00	0.44%
25,000,000.00	12/10/20	03/10/25	FFCB-C	25,000,000.00	23,108,000.00	0.44%
25,000,000.00	03/17/21	03/17/25	FFCB-C	25,000,000.00	23,175,750.00	0.44%
20,000,000.00	12/11/20	04/07/25	FFCB-C	20,000,000.00	18,419,000.00	0.35%
25,000,000.00	10/12/22	01/12/26	FFCB-C	25,000,000.00	24,668,000.00	0.47%
25,000,000.00	06/01/23	06/01/26	FFCB-C	24,975,000.00	24,896,338.50	0.48%
25,000,000.00	06/22/22	06/22/26	FFCB-C	25,000,000.00	24,417,500.00	0.47%
25,000,000.00	10/19/22	10/19/26	FFCB-C	25,000,000.00	24,751,500.00	0.47%
25,000,000.00	12/30/21	12/30/26	FFCB-C	25,000,000.00	22,559,500.00	0.43%
25,000,000.00	12/20/22	12/20/27	FFCB-C	25,000,000.00	24,766,000.00	0.47%
25,000,000.00	12/20/22	12/20/27	FFCB-C	25,000,000.00	24,717,000.00	0.47%
25,000,000.00	06/09/23	06/09/28	FFCB-C	25,000,000.00	24,777,750.00	0.47%
25,000,000.00	06/30/23	06/30/28	FFCB-C	25,000,000.00	25,000,000.00	0.48%
\$920,000,000.00 Total FFCB				\$918,744,444.19	\$895,217,210.94	17.09%
25,000,000.00	06/22/22	09/08/23	FHLB-B	25,109,900.00	24,996,034.31	0.48%
25,000,000.00	11/02/22	11/02/23	FHLB-B	25,000,000.00	24,936,750.00	0.48%
25,000,000.00	11/30/22	11/30/23	FHLB-B	24,998,350.00	24,941,291.64	0.48%
25,000,000.00	11/07/22	12/06/23	FHLB-B	25,016,400.00	24,963,531.73	0.48%
25,000,000.00	09/08/22	12/08/23	FHLB-B	25,000,000.00	24,814,250.00	0.47%
25,000,000.00	12/14/23	12/14/23	FHLB-B	25,035,250.00	24,959,371.92	0.48%
25,000,000.00	12/15/22	12/19/23	FHLB-B	24,990,700.00	24,921,082.47	0.48%
25,000,000.00	12/21/22	12/21/23	FHLB-B	24,997,500.00	24,899,191.78	0.48%
10,000,000.00	12/16/22	01/16/24	FHLB-B	10,000,000.00	9,970,600.00	0.19%
25,000,000.00	12/20/22	03/08/24	FHLB-B	25,000,000.00	24,120,750.00	0.46%
20,000,000.00	06/14/19	06/14/24	FHLB-B	20,906,400.00	20,246,560.15	0.39%
25,000,000.00	06/14/22	08/14/23	FHLB-C	25,000,000.00	24,912,000.00	0.48%
25,000,000.00	09/27/22	09/27/23	FHLB-C	25,000,000.00	24,893,750.00	0.48%
25,000,000.00	12/29/21	09/29/23	FHLB-C	25,000,000.00	24,711,500.00	0.47%
25,000,000.00	04/24/23	10/23/23	FHLB-C	25,000,000.00	24,957,250.00	0.48%
25,000,000.00	10/26/22	10/26/23	FHLB-C	25,000,000.00	24,922,250.00	0.48%
25,000,000.00	10/19/22	11/17/23	FHLB-C	24,999,400.00	24,911,363.20	0.48%
25,000,000.00	12/22/22	11/22/23	FHLB-C	25,000,000.00	24,922,250.00	0.48%
25,000,000.00	11/27/20	11/27/23	FHLB-C	25,000,000.00	24,472,500.00	0.47%

**COUNTY OF SAN JOAQUIN
TREASURER-TAX COLLECTOR – POOLED INVESTMENT FUNDS
SCHEDULE OF INVESTMENTS OWNED
JUNE 30, 2023**

Par Value	DATE		Description	Cost	Fair Value	% of Total Investments at Fair Value
	Settlement	Maturity				
25,000,000.00	08/30/22	11/28/23	FHLB-C	25,000,000.00	24,789,000.00	0.48%
25,000,000.00	12/22/20	12/22/23	FHLB-C	24,968,750.00	24,343,994.29	0.47%
25,000,000.00	12/22/20	12/22/23	FHLB-C	24,975,500.00	24,349,665.53	0.47%
25,000,000.00	06/29/22	12/29/23	FHLB-C	25,000,000.00	24,359,750.00	0.47%
25,000,000.00	04/17/23	01/17/24	FHLB-C	25,000,000.00	24,886,500.00	0.48%
25,000,000.00	04/23/21	01/23/24	FHLB-C	25,000,000.00	24,269,500.00	0.47%
25,000,000.00	03/30/23	01/30/24	FHLB-C	25,000,000.00	24,911,000.00	0.48%
25,000,000.00	03/07/23	02/07/24	FHLB-C	25,000,000.00	24,932,750.00	0.48%
25,000,000.00	05/13/21	02/13/24	FHLB-C	25,000,000.00	24,203,250.00	0.46%
25,000,000.00	09/08/20	03/08/24	FHLB-C	25,007,150.00	24,880,841.89	0.48%
25,000,000.00	12/28/20	03/28/24	FHLB-C	25,000,000.00	24,034,500.00	0.46%
25,000,000.00	05/03/21	05/03/24	FHLB-C	25,000,000.00	23,940,750.00	0.46%
25,000,000.00	02/24/21	05/24/24	FHLB-C	25,000,000.00	23,795,750.00	0.46%
20,000,000.00	03/30/21	05/30/24	FHLB-C	20,000,000.00	19,059,000.00	0.37%
25,000,000.00	12/27/22	06/27/24	FHLB-C	25,000,000.00	24,856,000.00	0.48%
25,000,000.00	06/28/22	06/28/24	FHLB-C	25,000,000.00	24,445,000.00	0.47%
25,000,000.00	06/06/23	07/03/24	FHLB-C	25,000,000.00	24,973,000.00	0.48%
25,000,000.00	07/19/22	07/19/24	FHLB-C	25,000,000.00	24,519,500.00	0.47%
25,000,000.00	04/22/21	07/22/24	FHLB-C	25,000,000.00	23,657,000.00	0.45%
25,000,000.00	05/06/21	08/06/24	FHLB-C	25,000,000.00	23,664,500.00	0.45%
25,000,000.00	02/26/21	08/26/24	FHLB-C	25,000,000.00	23,490,000.00	0.45%
25,000,000.00	09/13/22	08/28/24	FHLB-C	25,000,000.00	24,558,500.00	0.47%
25,000,000.00	12/30/21	09/30/24	FHLB-C	25,000,000.00	23,682,500.00	0.45%
25,000,000.00	03/30/21	09/30/24	FHLB-C	25,000,000.00	23,507,250.00	0.45%
25,000,000.00	10/25/22	10/25/24	FHLB-C	25,000,000.00	24,758,250.00	0.47%
25,000,000.00	03/29/21	11/29/24	FHLB-C	25,000,000.00	23,373,750.00	0.45%
25,000,000.00	06/30/23	12/27/24	FHLB-C	25,000,000.00	25,000,000.00	0.48%
25,000,000.00	07/22/22	01/22/25	FHLB-C	25,000,000.00	24,463,500.00	0.47%
20,000,000.00	02/03/20	02/03/25	FHLB-C	20,000,000.00	18,879,600.00	0.36%
25,000,000.00	03/30/21	06/30/25	FHLB-C	25,000,000.00	22,869,250.00	0.44%
25,000,000.00	12/15/21	09/15/25	FHLB-C	25,000,000.00	23,131,500.00	0.44%
15,000,000.00	06/26/23	06/26/26	FHLB-C	15,000,000.00	15,000,000.00	0.29%
25,000,000.00	11/03/22	11/03/26	FHLB-C	25,000,000.00	24,762,250.00	0.47%
25,000,000.00	01/14/22	01/14/27	FHLB-C	25,000,000.00	22,532,750.00	0.43%
25,000,000.00	04/21/22	04/21/27	FHLB-C	25,000,000.00	23,698,500.00	0.45%
25,000,000.00	06/09/22	06/09/27	FHLB-C	25,000,000.00	23,887,000.00	0.46%
25,000,000.00	07/26/22	07/26/27	FHLB-C	25,000,000.00	24,396,250.00	0.47%
25,000,000.00	02/28/23	02/28/28	FHLB-C	25,000,000.00	24,646,250.00	0.47%
9,273,318.87	03/16/23	03/16/28	FHLB-C	9,273,318.87	9,276,379.07	0.18%
25,000,000.00	04/24/23	04/24/28	FHLB-C	25,000,000.00	24,715,500.00	0.47%
25,000,000.00	12/16/22	07/05/23	FHLB-DN	24,367,687.50	24,366,402.77	0.47%
25,000,000.00	12/28/22	07/31/23	FHLB-DN	24,307,222.22	24,313,361.11	0.47%
25,000,000.00	04/11/23	08/08/23	FHLB-DN	24,604,986.11	24,612,694.44	0.47%
25,000,000.00	12/13/22	08/17/23	FHLB-DN	24,216,118.06	24,216,451.39	0.46%
25,000,000.00	05/18/23	08/18/23	FHLB-DN	25,000,000.00	24,921,500.00	0.48%

**COUNTY OF SAN JOAQUIN
TREASURER-TAX COLLECTOR – POOLED INVESTMENT FUNDS
SCHEDULE OF INVESTMENTS OWNED
JUNE 30, 2023**

Par Value	DATE		Description	Cost	Fair Value	% of Total Investments at Fair Value
	Settlement	Maturity				
20,000,000.00	05/30/23	08/22/23	FHLB-DN	19,758,266.67	19,775,788.89	0.38%
25,000,000.00	02/27/23	08/25/23	FHLB-DN	24,385,930.56	24,399,041.67	0.47%
25,000,000.00	12/16/22	09/05/23	FHLB-DN	24,161,687.50	24,152,500.00	0.46%
25,000,000.00	12/15/22	09/12/23	FHLB-DN	24,145,597.22	24,136,652.78	0.46%
25,000,000.00	09/27/22	09/19/23	FHLB-DN	24,000,895.83	23,961,583.33	0.46%
25,000,000.00	03/15/23	09/19/23	FHLB-DN	24,348,527.78	24,363,215.28	0.47%
25,000,000.00	12/23/22	10/03/23	FHLB-DN	24,094,750.00	24,082,062.50	0.46%
25,000,000.00	12/23/22	10/10/23	FHLB-DN	24,072,437.50	24,058,312.50	0.46%
25,000,000.00	02/28/23	10/27/23	FHLB-DN	24,176,583.33	24,186,166.66	0.46%
25,000,000.00	12/28/22	10/31/23	FHLB-DN	24,010,777.78	23,996,361.11	0.46%
25,000,000.00	06/02/23	12/08/23	FHLB-DN	24,322,750.00	24,351,166.67	0.47%
25,000,000.00	03/14/23	12/15/23	FHLB-DN	24,060,833.33	24,060,000.00	0.46%
25,000,000.00	12/28/22	12/26/23	FHLB-DN	23,830,333.33	23,796,861.11	0.46%
25,000,000.00	02/27/23	02/09/24	FHLB-DN	23,801,163.19	23,802,052.08	0.46%
25,000,000.00	02/28/23	02/28/24	FHLB-DN	23,727,569.44	23,752,194.44	0.46%
25,000,000.00	04/28/21	04/28/26	FHLB-STP	25,000,000.00	22,699,000.00	0.44%
\$1,939,273,318.87 Total FHLB				\$1,924,672,736.22	\$1,887,975,876.71	36.21%
25,000,000.00	12/14/22	08/24/23	FHLMC-B	25,000,000.00	24,804,500.00	0.48%
25,000,000.00	11/04/20	08/04/23	FHLMC-C	25,000,000.00	24,886,500.00	0.48%
25,000,000.00	12/15/20	09/15/23	FHLMC-C	25,000,000.00	24,737,500.00	0.47%
25,000,000.00	12/29/20	09/29/23	FHLMC-C	25,000,000.00	24,686,500.00	0.47%
25,000,000.00	11/24/20	11/24/23	FHLMC-C	25,000,000.00	24,508,500.00	0.47%
25,000,000.00	11/25/20	05/15/24	FHLMC-C	25,000,000.00	23,908,500.00	0.46%
25,000,000.00	12/09/20	05/15/24	FHLMC-C	25,000,000.00	23,908,500.00	0.46%
25,000,000.00	11/17/22	05/17/24	FHLMC-C	25,000,000.00	24,867,750.00	0.48%
25,000,000.00	09/10/20	06/10/24	FHLMC-C	25,000,000.00	23,818,500.00	0.46%
25,000,000.00	06/14/22	06/14/24	FHLMC-C	25,000,000.00	24,344,250.00	0.47%
25,000,000.00	09/13/22	09/13/24	FHLMC-C	25,000,000.00	24,471,000.00	0.47%
25,000,000.00	12/30/22	09/30/24	FHLMC-C	25,000,000.00	24,773,000.00	0.48%
20,000,000.00	12/30/20	12/30/24	FHLMC-C	20,000,000.00	18,558,800.00	0.36%
25,000,000.00	11/23/22	11/24/25	FHLMC-C	25,000,000.00	24,784,750.00	0.48%
25,000,000.00	03/20/23	03/20/26	FHLMC-C	25,000,000.00	24,858,250.00	0.48%
25,000,000.00	06/30/23	06/26/26	FHLMC-C	25,000,000.00	24,980,250.00	0.48%
25,000,000.00	07/14/22	07/14/27	FHLMC-C	25,000,000.00	24,307,750.00	0.47%
25,000,000.00	09/30/22	09/30/27	FHLMC-C	25,000,000.00	24,487,500.00	0.47%
25,000,000.00	12/01/22	12/01/27	FHLMC-C	25,000,000.00	24,840,250.00	0.48%
25,000,000.00	12/30/22	12/30/27	FHLMC-C	25,000,000.00	24,376,250.00	0.47%
25,000,000.00	06/30/23	06/28/28	FHLMC-C	25,000,000.00	25,000,000.00	0.48%
\$520,000,000.00 Total FHLMC				\$520,000,000.00	\$509,908,800.00	9.78%

**COUNTY OF SAN JOAQUIN
TREASURER-TAX COLLECTOR – POOLED INVESTMENT FUNDS
SCHEDULE OF INVESTMENTS OWNED
JUNE 30, 2023**

Par Value	DATE		Description	Cost	Fair Value	% of Total Investments at Fair Value
	Settlement	Maturity				
25,000,000.00	12/07/20	12/07/23	FNMA-C	25,000,000.00	24,436,500.00	0.47%
25,000,000.00	12/29/20	12/29/23	FNMA-C	25,000,000.00	24,728,750.00	0.47%
15,000,000.00	04/13/23	04/12/24	FNMA-C	15,000,000.00	14,914,050.00	0.29%
10,000,000.00	04/10/23	05/06/24	FNMA-C	10,000,000.00	9,964,900.00	0.19%
25,000,000.00	12/10/20	12/10/25	FNMA-C	25,012,500.00	22,618,380.07	0.43%
\$100,000,000.00 Total FNMA				\$100,012,500.00	\$96,662,580.07	1.85%
\$3,454,273,318.87 Total US Government Agency Obligations				\$3,438,429,680.41	\$3,364,915,467.72	64.54%
US TREASURIES:						
25,000,000.00	06/01/23	11/30/23	US T-BILL	24,345,305.56	24,354,430.56	0.47%
15,000,000.00	04/14/23	08/01/23	US T-BILL	14,781,541.29	14,784,475.96	0.28%
25,000,000.00	04/11/23	08/08/23	US T-BILL	24,599,201.39	24,602,305.56	0.47%
25,000,000.00	04/11/23	08/08/23	US T-BILL	24,600,027.78	24,602,861.11	0.47%
\$90,000,000.00 Total US T-BILLS				\$88,326,076.02	\$88,344,073.18	1.69%
25,000,000.00	03/26/21	08/15/24	US T-BOND	26,675,000.00	25,301,068.66	0.49%
\$25,000,000.00 Total US T-BONDS				\$26,675,000.00	\$25,301,068.66	0.49%
25,000,000.00	04/13/21	01/15/24	US T-NOTE	24,888,862.50	24,226,325.12	0.46%
25,000,000.00	04/15/21	10/15/23	US T-NOTE	24,945,312.50	24,590,471.66	0.47%
25,000,000.00	12/13/21	07/15/23	US T-NOTE	24,968,750.00	24,927,815.44	0.48%
25,000,000.00	12/13/21	07/15/23	US T-NOTE	24,847,750.00	24,809,004.83	0.48%
25,000,000.00	04/13/21	11/15/23	US T-NOTE	24,997,500.00	24,536,864.69	0.47%
25,000,000.00	04/08/21	10/31/24	US T-NOTE	25,912,689.25	24,352,155.04	0.47%
25,000,000.00	03/25/21	08/31/23	US T-NOTE	26,555,500.00	26,344,760.94	0.51%
25,000,000.00	03/23/21	08/31/23	US T-NOTE	26,564,500.00	26,353,134.68	0.51%
\$200,000,000.00 Total US T-NOTES				\$203,680,864.25	\$200,140,532.40	3.84%
\$315,000,000.00 Total US Treasury Securities				\$318,681,940.27	\$313,785,674.25	6.02%

**COUNTY OF SAN JOAQUIN
TREASURER-TAX COLLECTOR – POOLED INVESTMENT FUNDS
SCHEDULE OF INVESTMENTS OWNED
JUNE 30, 2023**

Par Value	DATE		Description	Cost	Fair Value	% of Total Investments at Fair Value
	Settlement	Maturity				
<u>MEDIUM TERM NOTES:</u>						
\$10,000,000.00	02/23/23	02/23/26	MTN-APPLE	9,598,600.00	9,581,087.41	0.18%
\$10,000,000.00	Total Medium Term Notes			\$9,598,600.00	\$9,581,087.41	0.18%
<u>BANK ACCOUNTS:</u>						
25,000,000.00	N/A	N/A	BOW MMP	25,000,000.00	25,000,000.00	
75,000,000.00	N/A	N/A	FIVE STAR BANK MM	75,000,000.00	75,000,000.00	
12,183,232.14	N/A	N/A	BOW Sweep Dreyfus	12,183,232.14	12,183,232.14	
25,000,000.00	N/A	N/A	STATE STREET BANK MM	25,000,000.00	25,000,000.00	
\$ 137,183,232.14	Total Bank Accounts			\$ 137,183,232.14	\$ 137,183,232.14	2.62%
<u>CALIFORNIA ASSET MANAGEMENT PROGRAM (CAMP):</u>						
\$ 840,000,000.00	N/A	N/A	CAMP	\$ 840,000,000.00	\$ 840,000,000.00	16.04%
<u>LOCAL AGENCY INVESTMENT FUND (LAIF):</u>						
\$ 10,000,000.00	N/A	N/A	LAIF	\$ 10,000,000.00	\$ 10,000,000.00	0.19%
<u>CalTrust</u>						
\$ 20,000,000.00	N/A	N/A	CAL Trust	\$ 20,000,000.00	\$ 20,000,000.00	0.38%
<u>SUPRANATIONALS</u>						
\$ 25,000,000.00	06/26/23	06/26/28	SUPRA	\$ 25,000,000.00	\$ 24,841,000.00	0.47%
\$5,346,456,551.01	TOTAL INVESTMENTS			\$5,317,674,650.05	\$5,238,374,427.34	100.00%
	Cash on Hand				39,268,117.36	
	Less: Net Deposits in Transit and Outstanding Warrants				(109,609,722.95)	
	Cash and Investments (Fair Value)				\$5,168,032,821.75	

**COUNTY OF SAN JOAQUIN
TREASURER-TAX COLLECTOR – POOLED INVESTMENT FUNDS
SCHEDULE OF INVESTMENTS OWNED
JUNE 30, 2023**

Abbreviation	Description
BOW	Bank of the West
BOW MMP	Bank of the West - Money Market Plus
BOW DREYFUS SWEEP	Bank of the West Dreyfus Sweep
CAMP	California Asset Management Program
CaITRUST	Investment Trust of California
CP	Commercial Paper
FFCB	Federal Farm Credit Bank
FHLB	Federal Home Loan Bank
FHLMC	Federal Home Loan Mortgage Corporation
FNMA	Federal National Mortgage Association
FIVE STAR	Five Star Bank Money Market
LAIF	Local Agency Investment Fund
MUNI	CA General Obligation Bonds (Municipal Bonds)
MTN - APPLE	Medium Term Note - Apple
MTN - CVX	Medium Term Note - Chevron
STATE STREET	State Street Bank Money Market
SUPRA	Supranationals
UST - NOTE	U.S. Treasury Note
UST - BILL	U.S. Treasury Bill

OTHER AUDITOR'S REPORT



JEFFERY M. WOLTKAMP, CPA
AUDITOR-CONTROLLER
SAN JOAQUIN COUNTY



ASSISTANT AUDITOR –CONTROLLER
Tod Hill

CHIEF DEPUTIES
Randipa Gauba –Accounting
Janice McCutcheon, CPA –Internal Audit
Lori Roller –Payroll
Stanley Lawrence –Property Tax

**REPORT ON INTERNAL CONTROL OVER FINANCIAL REPORTING
AND ON COMPLIANCE AND OTHER MATTERS BASED ON AN
AUDIT OF FINANCIAL STATEMENTS PERFORMED IN
ACCORDANCE WITH *GOVERNMENT AUDITING STANDARDS***

February 7, 2024

Board of Supervisors
County of San Joaquin
44 N. San Joaquin St., Suite 627
Stockton, CA 95202

Dear Board Members:

We have audited, in accordance with the auditing standards generally accepted in the United States of America and the standards applicable to financial audits contained in *Government Auditing Standards* issued by the Comptroller General of the United States, the financial statements of the San Joaquin County (County) Treasurer-Tax Collector’s (County Treasurer) Pooled Investment Fund (Investment Trust Fund), an Investment Trust Fund of the County, as of and for the year ended June 30, 2023, and the related notes to the financial statements, and have issued our report thereon dated February 7, 2024.

Internal Control over Financial Reporting

In planning and performing our audit, we considered the County Treasurer’s internal control over financial reporting (internal control) to determine the audit procedures that are appropriate in the circumstances for the purpose of expressing our opinion on the financial statements, but not for the purpose of expressing an opinion on the effectiveness of the County Treasurer’s internal control over financial reporting. Accordingly, we do not express an opinion on the effectiveness of the Treasurer’s internal control.

A deficiency in internal control exists when the design or operation of a control does not allow management or employees, in the normal course of performing their assigned functions, to prevent or detect and correct

misstatements on a timely basis. A *material weakness* is a deficiency, or a combination of deficiencies, in internal control such that there is a reasonable possibility that a material misstatement of the entity's financial statements will not be prevented or detected and corrected on a timely basis. A *significant deficiency* is a deficiency, or a combination of deficiencies, in internal control that is less severe than a material weakness, yet important enough to merit attention by those charged with governance. A significant deficiency would adversely affect the Treasurer's ability to initiate, authorize, record, process, or report financial data reliably in accordance with generally accepted accounting principles such that there is more than a remote likelihood that a misstatement of the Treasurer's financial statements that is more than inconsequential will not be prevented or detected by the Treasurer's internal control.

Our consideration of internal control over financial reporting was for the limited purpose described in the first paragraph of this section and was not designed to identify all deficiencies in internal control that might be significant deficiencies or material weaknesses. We did not identify any deficiencies in internal control over financial reporting that we consider to be material weaknesses, as defined above.

Compliance and Other Matters

As part of obtaining reasonable assurance about whether the County Treasurer's financial statements are free from material misstatements, we performed tests of its compliance with certain provisions of laws, regulations, contracts, and grand agreements, noncompliance with which could have a direct and material effect on the determination of financial statement amounts. However, providing an opinion on compliance with those provisions was not an objective of our audit, and accordingly, we do not express such an opinion. The results of our tests disclosed no instances of noncompliance or other matters that are required to be reported under *Government Auditing Standards*.

Purpose of this Report

The purpose of this report is solely to describe the scope of our testing of internal control and compliance and the results of that testing, and not to provide an opinion on the effectiveness of the entity's internal control or on compliance. This report is an integral part of an audit performed in accordance with *Government Auditing Standards* in considering the entity's internal control and compliance. Accordingly, this communication is not suitable for any other purpose.

This report is intended solely for the information and use of management and the County Board of Supervisors and is not intended to be, and should not be, used by anyone other than these specified parties. However, this report is a matter of public record and its distribution is not limited.

Respectfully submitted,



Jeffery M. Woltkamp, CPA
Auditor-Controller
County of San Joaquin

JMW/za



September 2024
Monthly Investment
Report



[THIS PAGE INTENTIONALLY LEFT BLANK]



PHONXAY KEOKHAM, CPA
 TREASURER-TAX COLLECTOR
 SAN JOAQUIN COUNTY

Wyman Jeung, CCMT
 Assistant Treasurer-Tax
 Collector

Mandy Matta, CCMT
 Chief Deputy Treasurer-Tax
 Collector

Jesus Duran, MBA
 Chief Deputy Treasurer-Tax
 Collector

October 3, 2024

SEPTEMBER 2024 INVESTMENT REPORT

I, Phonxay Keokham, Treasurer-Tax Collector, County of San Joaquin, State of California, do hereby certify under oath that on September 30, 2024, the books of said County stated that there was \$5,571,897,492.01 (FIVE BILLION, FIVE HUNDRED SEVENTY ONE MILLION, EIGHT HUNDRED NINETY SEVEN THOUSAND, FOUR HUNDRED NINETY TWO DOLLARS AND ONE CENTS) in the Treasury as follows:

Currency	\$	82,863.68
----------	----	-----------

Summary of Investments (see attachment for details):

Sweep Account	3,199,701.25	
Bank Deposits	135,000,000.00	
Joint Powers Authority Programs	1,210,000,000.00	
Local Agency Investment Fund (LAIF)	1,000,000.00	
Commercial Paper	594,211,505.82	
Municipal Bonds	24,945,250.00	
Medium Term Notes	53,112,550.00	
Supranationals	460,245,217.38	
U.S. Treasuries	120,036,501.76	
Federal Agencies	<u>2,925,282,879.08</u>	
 Total Investments		 5,527,033,605.29
 Bank Balance		
BMO - Closing Ledger Balance		20,409,978.13
BMO - Transactions Pending		24,371,044.91
 Total Treasury Balance	 \$	 5,571,897,492.01

All investments are in compliance with the County's Investment Policy. Market values are based on information from either the trustee, broker, Wall Street Journal, or other sources approved by the Treasurer-Tax Collector. Based on revenue and expenditure projections and information known to the Treasurer-Tax Collector, the Treasury will be able to meet its pool's expenditure requirement for the next six months. The weighted average maturity of the investments within the treasury pool, assuming all callable bonds are held to maturity, is 703 days.

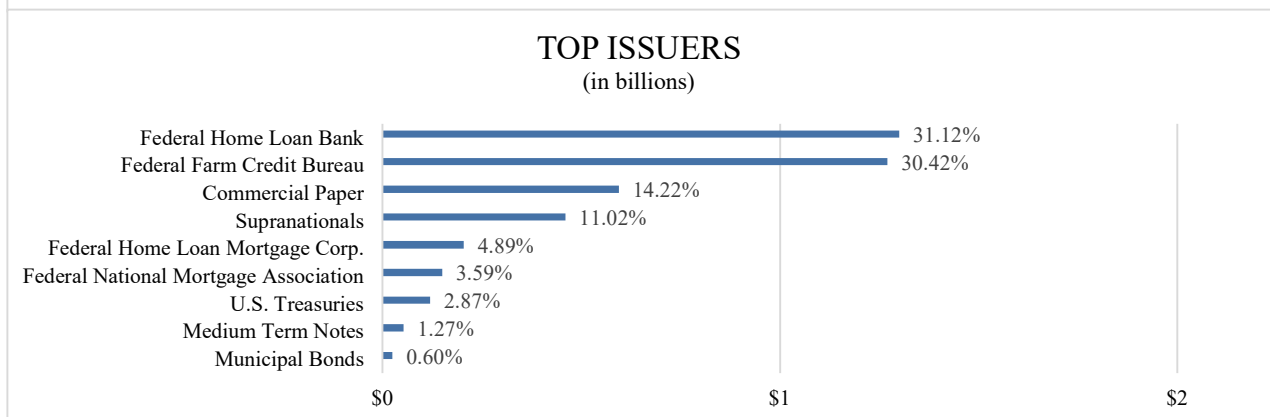
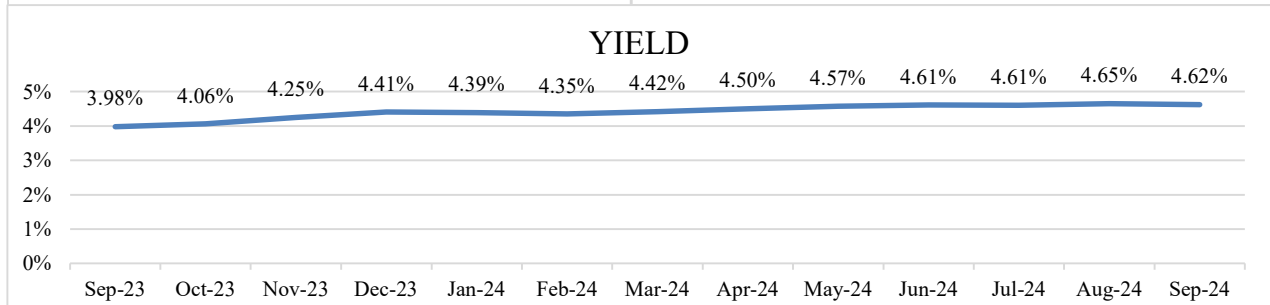
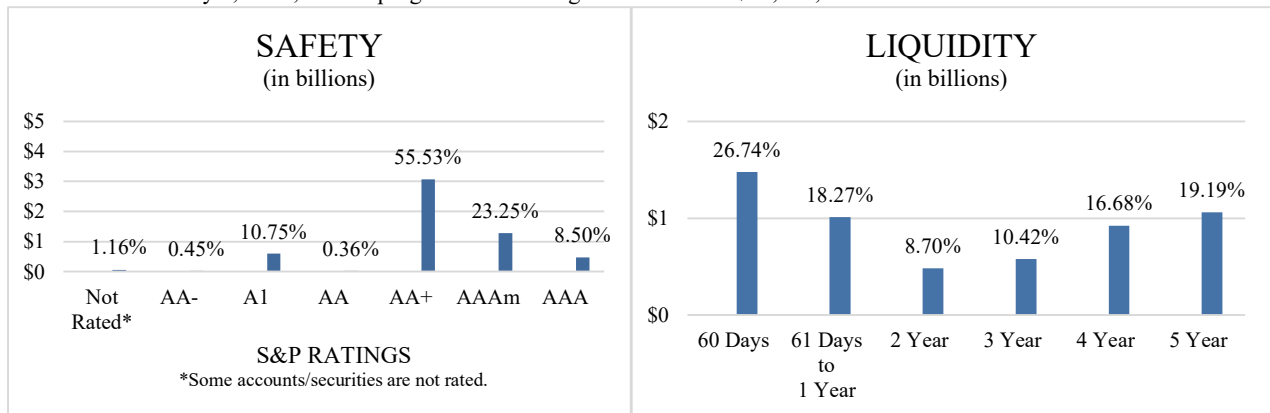
Phonxay Keokham, Treasurer-Tax Collector

**SEPTEMBER 2024 INVESTMENT REPORT
PORTFOLIO STATISTICS**

TOTAL INVESTMENTS	WEIGHTED AVERAGE MATURITY	YIELD
\$5,527,033,605.29	703	4.62%

<u>Asset Category</u>	<u>Cost Value</u>	<u>Percentage</u>	<u>Policy Limit</u>	<u>Compliance</u>
Sweep Account	3,199,701.25	0.06%	10%	Yes
Bank Deposits	135,000,000.00	2.44%	10%	Yes
Joint Powers Authority Programs	1,210,000,000.00	21.89%	30%	Yes
Local Agency Investment Fund (LAIF)	1,000,000.00	0.02%	Program Limit*	Yes
Commercial Paper	594,211,505.82	10.75%	30%	Yes
Municipal Bonds	24,945,250.00	0.45%	100%	Yes
Medium Term Notes	53,112,550.00	0.96%	30%	Yes
Supranationals	460,245,217.38	8.33%	10%	Yes
U.S Treasuries	120,036,501.76	2.17%	100%	Yes
Federal Agencies	2,925,282,879.08	52.93%	100%	Yes
Total Investments	\$5,527,033,605.29	100.00%		

* Effective January 1, 2020, LAIF's program limit for regular accounts is \$75,000,000.00.



San Joaquin County
PORTFOLIO HOLDINGS
September 30, 2024

Quantity	Security Identification	Settlement Date	Security	Maturity Date	Rate	Cost Value	Cost Price	Market Value	Accrued Interest	Market Value + Accrued Interest	% of Portfolio	YTM @ Cost	Credit Rating 1	Credit Rating 2
CASH AND EQUIVALENTS														
3,199,701.25	SWEEP3559	3/31/2012	Sweep Account - BMO	N/A	5.020	3,199,701.25	100.00	3,199,701.25		3,199,701.25	0.06	5.020	Not Rated	Not Rated
10,000,000.00	MM0888	2/29/2012	Bank Deposit - BMO	N/A	4.560	10,000,000.00	100.00	10,000,000.00		10,000,000.00	0.18	4.560	Not Rated	Not Rated
50,000,000.00	FSS195	5/25/2022	Bank Deposit - Five Star Bank	N/A	4.579	50,000,000.00	100.00	50,000,000.00		50,000,000.00	0.90	4.579	Not Rated	Not Rated
75,000,000.00	SSB5625	8/15/2022	Bank Deposit - State Street Bank	N/A	5.140	75,000,000.00	100.00	75,000,000.00		75,000,000.00	1.35	5.140	Fitch-Aaa-mmf	S&P-AAAm
745,000,000.00	CAMP6088	4/12/2019	Joint Powers Authority Program-CAMP	N/A	5.290	745,000,000.00	100.00	745,000,000.00		745,000,000.00	13.36	5.290	Fitch-Aaa-mmf	S&P-AAAm
20,000,000.00	CAMPTERM241211	6/6/2024	Joint Powers Authority Program-CAMP	12/11/2024	5.360	20,000,000.00	100.00	20,000,000.00	340,690.41	20,340,690.41	0.36	5.360	Fitch-Aaa-mmf	S&P-AAAm
25,000,000.00	CAMPTERM250515	9/18/2024	Joint Powers Authority Program-CAMP	5/15/2025	4.360	25,000,000.00	100.00	25,000,000.00	35,835.62	25,035,835.62	0.45	4.360	Fitch-Aaa-mmf	S&P-AAAm
10,000,000.00	CAMPTERM250904	9/20/2024	Joint Powers Authority Program-CAMP	9/4/2025	4.010	10,000,000.00	100.00	10,000,000.00	10,986.30	10,010,986.30	0.18	4.010	Fitch-Aaa-mmf	S&P-AAAm
15,000,000.00	CAMPTERM250919	9/20/2024	Joint Powers Authority Program-CAMP	9/19/2025	4.010	15,000,000.00	100.00	15,000,000.00	16,479.45	15,016,479.45	0.27	4.010	Fitch-Aaa-mmf	S&P-AAAm
395,000,000.00	CALTRUST9600	4/13/2023	Joint Powers Authority Program-CalTrust	N/A	5.360	395,000,000.00	100.00	395,000,000.00		395,000,000.00	7.08	5.360	Not Rated	S&P-AAAm
1,000,000.00	LAIF9000	7/31/1988	LAIF	N/A	4.579	1,000,000.00	100.00	1,000,000.00		1,000,000.00	0.02	4.579	Not Rated	Not Rated
1,349,199,701.25						1,349,199,701.25		1,349,199,701.25	403,991.78	1,349,603,693.03	24.21	4.752		
COMMERCIAL PAPER														
25,000,000.00	43851TK13	6/3/2024	Honeywell	10/1/2024	5.250	24,562,500.00	98.25	25,000,000.00	0.00	25,000,000.00	0.45	5.344	Moody's-P1	S&P-A1
50,000,000.00	45685QKG3	6/17/2024	ING	10/16/2024	5.330	49,104,263.89	98.21	50,000,000.00	0.00	50,000,000.00	0.90	5.427	Moody's-P1	S&P-A1
25,000,000.00	86563GLE0	5/9/2024	Sumitomo Mitsui	11/14/2024	5.240	24,312,250.00	97.25	25,000,000.00	0.00	25,000,000.00	0.45	5.388	Moody's-P1	S&P-A1
25,000,000.00	64106GLJ0	8/29/2024	Nestle Finance	11/18/2024	5.070	24,714,812.50	98.86	25,000,000.00	0.00	25,000,000.00	0.45	5.129	Moody's-P1	S&P-A1
32,000,000.00	71708EM36	6/14/2024	Pfizer	12/3/2024	5.260	31,195,804.44	97.49	32,000,000.00	0.00	32,000,000.00	0.57	5.396	Moody's-P1	S&P-A1
25,000,000.00	09659BM64	3/11/2024	BNP Paribas	12/6/2024	5.080	24,047,500.00	96.19	25,000,000.00	0.00	25,000,000.00	0.45	5.281	Moody's-P1	S&P-A1
25,000,000.00	09659BM64	3/11/2024	BNP Paribas	12/6/2024	5.080	24,047,500.00	96.19	25,000,000.00	0.00	25,000,000.00	0.45	5.281	Moody's-P1	S&P-A1
20,000,000.00	63873JM98	8/6/2024	Natixis	12/9/2024	5.010	19,652,083.33	98.26	20,000,000.00	0.00	20,000,000.00	0.36	5.099	Moody's-P1	S&P-A1
50,000,000.00	78015CMH2	3/22/2024	Royal Bank of Canada	12/17/2024	5.020	48,117,500.00	96.24	50,000,000.00	0.00	50,000,000.00	0.90	5.216	Moody's-P1	S&P-A1
25,000,000.00	22533TML7	3/25/2024	Credit Agricole	12/20/2024	5.140	24,036,250.00	96.15	25,000,000.00	0.00	25,000,000.00	0.45	5.346	Moody's-P1	S&P-A1
50,000,000.00	19121AN23	4/16/2024	Coca Cola	1/2/2025	5.010	48,183,875.00	96.37	50,000,000.00	0.00	50,000,000.00	0.90	5.199	Moody's-P1	S&P-A1
25,000,000.00	22533TNM4	4/26/2024	Credit Agricole	1/21/2025	5.310	24,004,375.00	96.02	25,000,000.00	0.00	25,000,000.00	0.45	5.530	Moody's-P1	S&P-A1
25,000,000.00	86563GNU2	9/24/2024	Sumitomo Mitsui	1/28/2025	4.450	24,610,625.00	98.44	25,000,000.00	0.00	25,000,000.00	0.45	4.520	Moody's-P1	S&P-A1
10,000,000.00	17277APC5	8/14/2024	Cisco Systems	2/12/2025	4.800	9,757,333.33	97.57	10,000,000.00	0.00	10,000,000.00	0.18	4.919	Moody's-P1	S&P-A1
30,000,000.00	63873JPJ3	8/13/2024	Natixis	2/18/2025	4.890	29,229,825.00	97.43	30,000,000.00	0.00	30,000,000.00	0.54	5.019	Moody's-P1	S&P-A1
40,000,000.00	17277APL5	8/9/2024	Cisco Systems	2/20/2025	4.860	38,947,000.00	97.37	40,000,000.00	0.00	40,000,000.00	0.72	4.991	Moody's-P1	S&P-A1
30,000,000.00	8923A0SP9	8/27/2024	Toyota PR	5/23/2025	4.660	28,955,383.33	96.52	30,000,000.00	0.00	30,000,000.00	0.54	4.828	Moody's-P1	S&P-A1
50,000,000.00	06054NSP7	8/28/2024	Bank of America	5/23/2025	4.530	48,313,833.33	96.63	50,000,000.00	0.00	50,000,000.00	0.90	4.688	Fitch-F1+	S&P-A1
25,000,000.00	62479LSW6	9/5/2024	MUFG Bank	5/30/2025	4.520	24,161,916.67	96.65	25,000,000.00	0.00	25,000,000.00	0.45	4.677	Moody's-P1	S&P-A1
25,000,000.00	62479LTD7	9/25/2024	MUFG Bank	6/13/2025	4.100	24,256,875.00	97.03	25,000,000.00	0.00	25,000,000.00	0.45	4.226	Moody's-P1	S&P-A1
612,000,000.00						594,211,505.82		612,000,000.00	0.00	612,000,000.00	10.98	5.087		
MUNICIPAL BONDS														
25,000,000.00	13063D2V9	10/2/2023	California State	10/2/2028	5.000	24,945,250.00	99.78	26,048,250.00	621,527.78	26,669,777.78	0.45	5.050	Moody's-Aa2	S&P-AA-
25,000,000.00						24,945,250.00		26,048,250.00	621,527.78	26,669,777.78	0.45	5.050		
MEDIUM TERM NOTES														
20,000,000.00	023135AN6	12/29/2023	Amazon	12/5/2024	3.800	19,802,200.00	99.01	19,963,600.00	242,777.78	20,206,377.78	0.36	4.894	Fitch-AA-	S&P-AA
10,000,000.00	037833BY5	2/23/2023	Apple	2/23/2026	3.250	9,598,600.00	95.99	9,919,500.00	33,402.78	9,952,902.78	0.18	4.700	Moody's-Aaa	S&P-AA+
5,000,000.00	037833BY5	11/7/2023	Apple	2/23/2026	3.250	4,820,850.00	96.42	4,959,750.00	16,701.39	4,976,451.39	0.09	4.918	Moody's-Aaa	S&P-AA+
10,000,000.00	037833BZ2	12/21/2023	Apple	8/4/2026	2.450	9,520,100.00	95.20	9,768,200.00	38,111.11	9,806,311.11	0.18	4.409	Moody's-Aaa	S&P-AA+
10,000,000.00	594918BR4	11/13/2023	Microsoft	8/8/2026	2.400	9,370,800.00	93.71	9,760,700.00	34,666.67	9,795,366.67	0.18	4.883	Moody's-Aaa	S&P-AA+
55,000,000.00						53,112,550.00		54,371,750.00	365,659.73	54,737,409.73	0.99	4.771		
SUPRANATIONALS														
25,000,000.00	4581X0DV7	9/27/2023	IADB	4/20/2026	0.875	22,546,917.26	90.19	23,892,000.00	97,222.22	23,989,222.22	0.45	5.000	Moody's-Aaa	S&P-AAA
17,000,000.00	4581X0CY2	12/8/2023	IADB	7/7/2027	2.375	15,924,240.00	93.67	16,445,630.00	93,086.80	16,538,716.80	0.30	4.300	Moody's-Aaa	Fitch-AAA
25,000,000.00	45950VSE7	10/25/2023	IFC	4/7/2028	3.600	23,609,000.00	94.44	24,972,750.00	432,500.00	25,405,250.00	0.45	5.010	Moody's-Aaa	S&P-AAA
25,000,000.00	459058JW4	9/11/2023	IBRD	4/20/2028	1.375	21,780,789.50	87.12	23,174,250.00	152,777.78	23,327,027.78	0.45	4.500	Moody's-Aaa	S&P-AAA
25,000,000.00	45906M4E8	6/26/2023	IBRD	6/26/2028	4.500	25,000,000.00	100.00	25,107,000.00	293,750.00	25,400,750.00	0.45	4.500	Moody's-Aaa	S&P-AAA
25,000,000.00	459058KT9	7/31/2023	IBRD	7/12/2028	3.500	24,095,159.57	96.38	24,930,750.00	189,583.33	25,120,333.33	0.45	4.320	Moody's-Aaa	S&P-AAA
25,000,000.00	4581X0DX3	8/28/2023	IADB	7/20/2028	1.125	21,329,976.03	85.32	22,842,750.00	54,687.50	22,897,437.50	0.45	4.500	Moody's-Aaa	S&P-AAA
25,000,000.00	459058KW2	10/4/2023	IBRD	8/1/2028	4.625	24,772,315.02	99.09	25,927,250.00	189,496.53	26,116,746.53	0.45	4.840	Moody's-Aaa	S&P-AAA
25,000,000.00	459058KW2	10/24/2023	IBRD	8/1/2028	4.625	24,690,500.00	98.76	25,927,250.00	189,496.53	26,116,746.53	0.45	4.920	Moody's-Aaa	S&P-AAA
25,000,000.00	459058JZ7	10/18/2023	IBRD	9/13/2028	1.125	20,862,500.00	83.45	22,761,250.00	13,281.25	22,774,531.25	0.45	4.970	Moody's-Aaa	S&P-AAA
30,000,000.00	45818WET9	12/7/2023	IADB	11/9/2028	4.700	30,664,800.00	102.22	31,220,100.00	552,250.00	31,772,350.00	0.54	4.196	Moody's-Aaa	S&P-AAA

San Joaquin County
PORTFOLIO HOLDINGS
September 30, 2024

Quantity	Security Identification	Settlement Date	Security	Maturity Date	Rate	Cost Value	Cost Price	Market Value	Accrued Interest	Market Value + Accrued Interest	% of Portfolio	YTM @ Cost	Credit Rating 1	Credit Rating 2
25,000,000.00	3130AXZN1	12/11/2023	FHLB	12/11/2028	5.000	25,000,000.00	100.00	25,113,000.00	378,472.22	25,491,472.22	0.45	5.000	Moody's-Aaa	S&P-AA+
20,000,000.00	3130AY3B0	12/12/2023	FHLB	12/12/2028	5.150	20,000,000.00	100.00	20,198,000.00	309,000.00	20,507,000.00	0.36	5.150	Moody's-Aaa	S&P-AA+
25,000,000.00	3130AY4B9	12/12/2023	FHLB	12/12/2028	5.000	25,000,000.00	100.00	25,314,000.00	375,000.00	25,689,000.00	0.45	5.000	Moody's-Aaa	S&P-AA+
25,000,000.00	3130AY4V5	12/15/2023	FHLB	12/15/2028	4.750	25,000,000.00	100.00	25,224,250.00	346,354.17	25,570,604.17	0.45	4.750	Moody's-Aaa	S&P-AA+
25,000,000.00	3133EPN50	12/15/2023	FFCB	12/15/2028	4.250	24,907,500.00	99.63	25,647,750.00	309,895.83	25,957,645.83	0.45	4.333	Moody's-Aaa	S&P-AA+
25,000,000.00	3133EPN50	12/15/2023	FFCB	12/15/2028	4.250	24,894,250.00	99.58	25,647,750.00	309,895.83	25,957,645.83	0.45	4.345	Moody's-Aaa	S&P-AA+
25,000,000.00	3130AYC79	12/29/2023	FHLB	12/19/2028	4.500	25,000,000.00	100.00	25,208,750.00	315,625.00	25,524,375.00	0.45	4.500	Moody's-Aaa	S&P-AA+
25,000,000.00	3130AY3N4	12/21/2023	FHLB	12/21/2028	4.625	25,000,000.00	100.00	25,249,500.00	317,968.75	25,567,468.75	0.45	4.625	Moody's-Aaa	S&P-AA+
25,000,000.00	3130AY2N5	12/22/2023	FHLB	12/22/2028	4.600	25,000,000.00	100.00	25,250,250.00	313,055.56	25,563,305.56	0.45	4.600	Moody's-Aaa	S&P-AA+
10,000,000.00	3133EPS71	12/27/2023	FFCB	12/27/2028	5.050	10,000,000.00	100.00	10,004,600.00	130,458.33	10,135,058.33	0.18	5.050	Moody's-Aaa	S&P-AA+
25,000,000.00	3130AYK54	1/19/2024	FHLB	1/19/2029	4.200	25,000,000.00	100.00	25,210,000.00	207,083.33	25,417,083.33	0.45	4.200	Moody's-Aaa	S&P-AA+
25,000,000.00	3130AYRB4	2/1/2024	FHLB	1/29/2029	4.345	25,000,000.00	100.00	25,348,000.00	184,059.03	25,532,059.03	0.45	4.345	Moody's-Aaa	S&P-AA+
14,750,000.00	3130AYQM1	1/30/2024	FHLB	1/29/2029	4.375	14,750,000.00	100.00	14,971,397.50	109,344.62	15,080,742.12	0.26	4.375	Moody's-Aaa	S&P-AA+
10,000,000.00	3130AYRY4	2/2/2024	FHLB	2/2/2029	4.625	10,000,000.00	100.00	10,083,500.00	74,513.89	10,158,013.89	0.18	4.625	Moody's-Aaa	S&P-AA+
25,000,000.00	3130AYRG3	2/5/2024	FHLB	2/5/2029	4.400	25,000,000.00	100.00	25,343,000.00	168,055.56	25,511,055.56	0.45	4.400	Moody's-Aaa	S&P-AA+
25,000,000.00	3130B0N39	3/27/2024	FHLB	3/27/2029	5.000	25,000,000.00	100.00	25,215,500.00	10,416.67	25,225,916.67	0.45	5.000	Moody's-Aaa	S&P-AA+
15,000,000.00	3130B0PC7	4/2/2024	FHLB	4/2/2029	4.970	15,000,000.00	100.00	15,129,450.00	368,608.33	15,498,058.33	0.27	4.970	Moody's-Aaa	S&P-AA+
25,000,000.00	3130B0RW1	4/5/2024	FHLB	4/2/2029	4.700	25,000,000.00	100.00	25,294,000.00	571,180.56	25,865,180.56	0.45	4.700	Moody's-Aaa	S&P-AA+
25,000,000.00	3133ERAC5	4/9/2024	FFCB	4/9/2029	5.000	25,000,000.00	100.00	25,293,500.00	593,750.00	25,887,250.00	0.45	5.000	Moody's-Aaa	S&P-AA+
25,000,000.00	3133ERAK7	4/10/2024	FFCB	4/10/2029	4.375	24,883,500.00	99.53	25,820,000.00	516,493.06	26,336,493.06	0.45	4.480	Moody's-Aaa	S&P-AA+
25,000,000.00	3130B0TT6	4/10/2024	FHLB	4/10/2029	5.050	25,000,000.00	100.00	25,366,000.00	596,180.56	25,962,180.56	0.45	5.050	Moody's-Aaa	S&P-AA+
23,000,000.00	3130B0S67	4/18/2024	FHLB	4/18/2029	5.550	23,000,000.00	100.00	23,011,730.00	574,425.00	23,586,155.00	0.41	5.550	Moody's-Aaa	S&P-AA+
25,000,000.00	3134H14Q3	7/2/2024	FHLMC	7/2/2029	4.650	24,725,000.00	98.90	25,051,750.00	284,166.67	25,335,916.67	0.45	4.901	Moody's-Aaa	S&P-AA+
25,000,000.00	3134HADQ3	8/7/2024	FHLMC	8/7/2029	5.050	25,000,000.00	100.00	25,021,000.00	185,868.06	25,206,868.06	0.45	5.050	Moody's-Aaa	S&P-AA+
2,933,000,000.00						2,925,282,879.08		2,945,572,954.25	30,871,051.44	2,976,444,005.69	52.61	4.322		
TOTAL PORTFOLIO						5,527,033,605.29		5,584,865,335.50	37,188,679.24	5,622,054,014.74	100	4.622		
5,575,199,701.25														

San Joaquin County
TRANSACTION SUMMARY
September 1, 2024 to September 30, 2024

Security	Security Symbol	YTM @ Cost	Trade Date	Settlement Date	Maturity Date	Quantity	Principal	Cost Price	Interest/Dividends	Total	Broker/Dealer
PURCHASES											
FFCB 4.02 9/23/2026-25	3133ERUK5	4.020	9/17/2024	9/23/2024	9/23/2026	25,000,000.00	25,000,000.00	100	0.00	25,000,000.00	Wells Fargo
FFCB 4.1 9/23/2027-25	3133ERUJ8	4.100	9/23/2024	9/23/2024	9/23/2027	15,000,000.00	15,000,000.00	100	0.00	15,000,000.00	Piper Sandler & Co.
FHLB 3.625 9/22/2025	313385MA1	3.762	9/26/2024	9/26/2024	9/22/2025	15,000,000.00	14,454,739.58	96.364931	0.00	14,454,739.58	Cantor Fitzgerald & Co.
FHLB 4 9/18/2028-25	3130B2XG5	4.000	9/26/2024	9/27/2024	9/18/2028	25,000,000.00	25,000,000.00	100	0.00	25,000,000.00	Raymond James
FHLB 4.125 6/16/2027-25	3130B2WJ0	4.125	9/26/2024	9/27/2024	6/16/2027	25,000,000.00	25,000,000.00	100	0.00	25,000,000.00	Piper Sandler & Co.
FHLB 4.7 9/9/2026-24	3130B2SH9	4.700	9/17/2024	9/19/2024	9/9/2026	25,000,000.00	25,000,000.00	100	0.00	25,000,000.00	US Bancorp
FHLMC 4 9/18/2026-25	3134HAMD2	4.171	9/18/2024	9/19/2024	9/18/2026	25,000,000.00	24,918,750.00	99.675	0.00	24,918,750.00	RBC Wealth Management
IBRD 3.625 9/21/2029	459058KL6	3.631	9/26/2024	9/27/2024	9/21/2029	10,000,000.00	9,997,000.00	99.97	6,041.67	10,003,041.67	TD Securities
MUFG Bank 4.52 5/30/2025	62479LSW6	4.677	9/4/2024	9/5/2024	5/30/2025	25,000,000.00	24,161,916.67	96.647667	0.00	24,161,916.67	UBS Financial Services
MUFG Bank 4.10 6/13/2025	62479LTD7	4.226	9/24/2024	9/25/2024	6/13/2025	25,000,000.00	24,256,875.00	97.0275	0.00	24,256,875.00	US Bancorp
Sumitomo Mitsui 4.45 1/28/2025	86563GNU2	4.520	9/23/2024	9/24/2024	1/28/2025	25,000,000.00	24,610,625.00	98.4425	0.00	24,610,625.00	US Bancorp
T-Bill 3.835 9/4/2025	912797MH7	4.039	9/18/2024	9/18/2024	9/4/2025	25,000,000.00	24,065,218.75	96.260875	0.00	24,065,218.75	US Bancorp
T-Note 3.5 9/30/2029	91282CLN9	3.509	9/30/2024	9/30/2024	9/30/2029	25,000,000.00	24,990,234.38	99.960938	0.00	24,990,234.38	US Bancorp
Sub Total						290,000,000.00	286,455,359.38		6,041.67	286,461,401.05	
CALLED											
FFCB 5.33 12/20/2027-23	3133EN4K3	0.000	9/23/2024	9/23/2024	12/20/2027	25,000,000.00	25,000,000.00	0	344,229.17	25,344,229.17	US Bancorp
FHLMC 5 9/30/2027-22	3134GX3B8	0.000	9/30/2024	9/30/2024	9/30/2027	25,000,000.00	25,000,000.00	0	0.00	25,000,000.00	Raymond James
FHLMC 5.625 3/27/2029-24	3134H1YV9	0.000	9/27/2024	9/27/2024	3/27/2029	25,000,000.00	25,000,000.00	0	0.00	25,000,000.00	UBS Financial Services
FHLMC 5.75 4/5/2029-24	3134H1ZV8	0.000	9/5/2024	9/5/2024	4/5/2029	25,000,000.00	25,000,000.00	0	598,958.33	25,598,958.33	Multi-Bank Securities
FHLMC 5.8 12/1/2027-23	3134GY2G6	0.000	9/1/2024	9/1/2024	12/1/2027	25,000,000.00	25,000,000.00	0	362,500.00	25,362,500.00	BNP Paribas Securities
FHLMC 5.85 12/18/2028-24	3134H1LV3	0.000	9/18/2024	9/18/2024	12/18/2028	20,000,000.00	20,000,000.00	0	292,500.00	20,292,500.00	Multi-Bank Securities
Sub Total						145,000,000.00	145,000,000.00		1,598,187.50	146,598,187.50	
INTEREST											
Sweep Account - BMO	SWEEP3559	0.000	7/31/2024	7/31/2024	N/A	0.00	0.00	0	67,854.87	67,854.87	BMO
Bank Deposit - BMO	MM0888	0.000	7/31/2024	7/31/2024	N/A	0.00	0.00	0	39,847.92	39,847.92	BMO
Bank Deposit - Five Star Bank	FS8195	0.000	7/31/2024	7/31/2024	N/A	0.00	0.00	0	285,082.50	285,082.50	Five Star Bank
Bank Deposit - State Street Bank	SSB5625	0.000	7/31/2024	7/31/2024	N/A	0.00	0.00	0	315,180.61	315,180.61	State Street Bank
Joint Powers Authority Program-CAMP	CAMP6088	0.000	7/31/2024	7/31/2024	N/A	0.00	0.00	0	2,820,832.97	2,820,832.97	CAMP
Joint Powers Authority Program-CalTRUST	CALTRUST9600	0.000	7/31/2024	7/31/2024	N/A	0.00	0.00	0	1,358,315.09	1,358,315.09	CalTrust
FFCB 0.49 3/10/2025-21	3133EMJP8	0.000	9/10/2024	9/10/2024	3/10/2025	0.00	0.00	0	61,250.00	61,250.00	Wells Fargo
FFCB 0.7 3/17/2025-22	3133EMTQ5	0.000	9/17/2024	9/17/2024	3/17/2025	0.00	0.00	0	87,500.00	87,500.00	Union Bank
FFCB 4.34 9/19/2024-22	3133ENM80	0.000	9/19/2024	9/19/2024	9/19/2024	0.00	0.00	0	542,500.00	542,500.00	Union Bank
FFCB 4.5 9/22/2028	3133EPWK7	0.000	9/22/2024	9/22/2024	9/22/2028	0.00	0.00	0	1,125,000.00	1,125,000.00	UBS Financial Services
FFCB 4.625 9/28/2027	3133EPXB6	0.000	9/28/2024	9/28/2024	9/28/2027	0.00	0.00	0	578,125.00	578,125.00	RBC Wealth Management
FFCB 4.75 3/13/2028-26	3133EP4Y8	0.000	9/13/2024	9/13/2024	3/13/2028	0.00	0.00	0	593,750.00	593,750.00	US Bancorp
FFCB 4.75 9/1/2026	3133EPUW3	0.000	9/1/2024	9/1/2024	9/1/2026	0.00	0.00	0	593,750.00	593,750.00	RBC Wealth Management
FFCB 4.875 3/14/2025	3133EP5G6	0.000	9/14/2024	9/14/2024	3/14/2025	0.00	0.00	0	609,375.00	609,375.00	UBS Financial Services
FFCB 5.2 9/25/2026-25	3133EPWS0	0.000	9/25/2024	9/25/2024	9/25/2026	0.00	0.00	0	650,000.00	650,000.00	Raymond James
FFCB 5.29 9/15/2027-25	3133EPVS1	0.000	9/15/2024	9/15/2024	9/15/2027	0.00	0.00	0	661,250.00	661,250.00	Wells Fargo
FFCB 5.36 9/5/2028-25	3133EPUX1	0.000	9/5/2024	9/5/2024	9/5/2028	0.00	0.00	0	268,000.00	268,000.00	Raymond James
FHLB 0.51 9/30/2024-21	3130ALTH7	0.000	9/30/2024	9/30/2024	9/30/2024	0.00	0.00	0	63,750.00	63,750.00	Piper Sandler
FHLB 0.6 11/29/2024-21	3130ALRM8	0.000	9/29/2024	9/29/2024	11/29/2024	0.00	0.00	0	75,000.00	75,000.00	Wells Fargo
FHLB 0.75 6/30/2025-21	3130ALU93	0.000	9/30/2024	9/30/2024	6/30/2025	0.00	0.00	0	93,750.00	93,750.00	Wells Fargo
FHLB 1.1 9/30/2024-22	3130AQBUE	0.000	9/30/2024	9/30/2024	9/30/2024	0.00	0.00	0	137,500.00	137,500.00	UBS Financial Services
FHLB 1.33 9/15/2025-22	3130AQBW2	0.000	9/15/2024	9/15/2024	9/15/2025	0.00	0.00	0	166,250.00	166,250.00	BNP Paribas Securities
FHLB 4.375 9/8/2028	3130AWTR1	0.000	9/8/2024	9/8/2024	9/8/2028	0.00	0.00	0	1,093,750.00	1,093,750.00	Union Bank / UBS Financial Services
FHLB 4.75 9/8/2028	3130AXEL8	0.000	9/8/2024	9/8/2024	9/8/2028	0.00	0.00	0	950,000.00	950,000.00	RBC Wealth Management / Multi-Bank Securities
FHLB 5 3/27/2029-26	3130B0N39	0.000	9/27/2024	9/27/2024	3/27/2029	0.00	0.00	0	625,000.00	625,000.00	RBC Wealth Management
FHLB 5.45 9/12/2025-24	3130B1MH7	0.000	9/12/2024	9/12/2024	9/12/2025	0.00	0.00	0	340,625.00	340,625.00	Piper Sandler
FHLMC 4 9/13/2024-22	3134GXT61	0.000	9/13/2024	9/13/2024	9/13/2024	0.00	0.00	0	500,000.00	500,000.00	BNP Paribas Securities
FHLMC 5 9/18/2028-25	3134H1CQ4	0.000	9/18/2024	9/18/2024	9/18/2028	0.00	0.00	0	375,000.00	375,000.00	FHN Financial
FHLMC 5 9/30/2024-23	3134GYAQ5	0.000	9/30/2024	9/30/2024	9/30/2024	0.00	0.00	0	625,000.00	625,000.00	Stiefel
FHLMC 5 9/30/2027-22	3134GX3B8	0.000	9/30/2024	9/30/2024	9/30/2027	0.00	0.00	0	625,000.00	625,000.00	Raymond James
FHLMC 5.625 3/27/2029-24	3134H1YV9	0.000	9/27/2024	9/27/2024	3/27/2029	0.00	0.00	0	703,125.00	703,125.00	UBS Financial Services
FNMA 5.02 3/27/2026-24	3135GAQN4	0.000	9/27/2024	9/27/2024	3/27/2026	0.00	0.00	0	627,500.00	627,500.00	Wells Fargo
FNMA 5.15 3/26/2027-25	3135GAQM6	0.000	9/26/2024	9/26/2024	3/26/2027	0.00	0.00	0	640,173.61	640,173.61	Stiefel
FNMA 5.3 3/28/2028-25	3135GATW1	0.000	9/28/2024	9/28/2024	3/28/2028	0.00	0.00	0	331,250.00	331,250.00	UBS Financial Services
IBRD 1.125 9/13/2028	459058JZ7	0.000	9/13/2024	9/13/2024	9/13/2028	0.00	0.00	0	140,750.00	140,750.00	Union Bank
Sub Total						0.00	0.00		18,771,037.57	18,771,037.57	

San Joaquin County
TRANSACTION SUMMARY
September 1, 2024 to September 30, 2024

Security	Security Symbol	YTM @ Cost	Trade Date	Settlement Date	Maturity Date	Quantity	Principal	Cost Price	Interest/Dividends	Total	Broker/Dealer
MATURED											
FFCB 4.34 9/19/2024-22	3133ENM80	0.000	9/19/2024	9/19/2024	9/19/2024	25,000,000.00	25,000,000.00	0	0.00	25,000,000.00	US Bancorp
FHLB 0.51 9/30/2024-21	3130ALTH7	0.000	9/30/2024	9/30/2024	9/30/2024	25,000,000.00	25,000,000.00	0	0.00	25,000,000.00	Piper Sandler & Co.
FHLB 1.1 9/30/2024-22	3130AQB66	0.000	9/30/2024	9/30/2024	9/30/2024	25,000,000.00	25,000,000.00	0	0.00	25,000,000.00	UBS Financial Services
FHLMC 4 9/13/2024-22	3134GXT61	0.000	9/13/2024	9/13/2024	9/13/2024	25,000,000.00	25,000,000.00	0	0.00	25,000,000.00	BNP Paribas Securities
FHLMC 5 9/30/2024-23	3134GYAQ5	0.000	9/30/2024	9/30/2024	9/30/2024	25,000,000.00	25,000,000.00	0	0.00	25,000,000.00	Stifel
John Deere 5.27 9/10/2024	24422LJA2	0.000	9/10/2024	9/10/2024	9/10/2024	25,000,000.00	25,000,000.00	0	0.00	25,000,000.00	Raymond James
Mizuho 5.31 9/12/2024	60689FJC3	0.000	9/12/2024	9/12/2024	9/12/2024	25,000,000.00	25,000,000.00	0	0.00	25,000,000.00	US Bancorp
MUFG Bank 5.33 9/25/2024	62479LJR7	0.000	9/25/2024	9/25/2024	9/25/2024	25,000,000.00	25,000,000.00	0	0.00	25,000,000.00	UBS Financial Services
MUFG Bank 5.19 9/3/2024	62479LJ30	0.000	9/3/2024	9/3/2024	9/3/2024	25,000,000.00	25,000,000.00	0	0.00	25,000,000.00	Raymond James
Sumitomo Mitsui 5.32 9/11/2024	86563GJB9	0.000	9/11/2024	9/11/2024	9/11/2024	25,000,000.00	25,000,000.00	0	0.00	25,000,000.00	US Bancorp
Sub Total						250,000,000.00	250,000,000.00		0.00	250,000,000.00	

GLOSSARY

Accrued Interest: The amount of interest that is earned but unpaid (not yet received) since the last interest payment date.

Broker: A broker brings buyers and sellers together for a transaction for which the broker receives a commission.

Certificate of Deposit (CD): A time deposit with a specific maturity evidenced by a certificate.

Commercial Paper (CP): The short-term unsecured debt of corporations.

Credit Rating: Designations assigned by credit rating agencies to rate a debtor's ability to pay back debt and likelihood of default.

Dealer: A dealer, as opposed to a broker, acts as a principal in security transactions buying and selling securities for his own account.

Federal Agency Securities: Debt Securities issued by U.S. Government Sponsored Enterprise (GSE) and federally related institutions. These government agencies include: Federal Home Loan Banks (FHLB); Federal Loan Mortgage Corporation (FHLMC, or "Freddie Mac"); Federal National Mortgage Association (FNMA or "Fannie Mae"); Federal Farm Credit Banks (FFCB); Farmer Mac.

Investment Policy: A concise and clear statement of the objectives and parameters formulated by an investor or investment manager for a portfolio of investment securities.

Joint Powers of Authority (JPA): An entity that allows two or more public authorities to jointly exercise any power common to all of them that permit public agencies to provide services more efficiently and in a cost-effective manner.

Liquidity: The speed and ease with which an asset can be converted to cash without substantial loss of value.

Local Agency Investment Fund (LAIF): The LAIF is an investment

alternative for California's local government and special districts authorized under Sections 16429.1 of the California Government Code.

Market Value: The price at which a security can be traded.

Maturity: The final date upon which the principal or stated value of a security becomes due and payable.

Medium Term Notes (MTN): Debt securities issued by a corporation or depository institution with a maturity ranging from nine months to five years. The term "medium-term notes" refers to the time it takes for an obligation to mature and includes other corporate debt securities originally issued for maturities longer than five years, but which have now fallen with the five year maturity range. MTNs issued by banks are also called "bank notes."

Money Market: The market in which short-term debt instruments (Treasury Bills, discount notes, commercial paper, and banker's acceptances) are issued and traded.

Portfolio: A collection of securities held by an investor.

Price: The amount of monetary consideration required by a willing seller and a willing buyer to sell an investment on a particular date.

Principal: The face value or par value of an investment.

Rate of Return: The yield obtainable on a security based on its purchase price or its current market price. This may be the amortized yield to maturity on the bond or the current income return.

Risk: The uncertainty of maintaining the principal or interest associated with an investment due to a variety of factors.

Safety: In the context of investing public funds, safety relates to the preservation of principal of an investment in an investment portfolio; local agencies address the concerns of safety by controlling exposure to risks.

Supranationals: U.S. dollar denominated senior unsecured unsubordinated obligations issued or unconditionally guaranteed by the International Bank for Reconstruction and Development (IBRD), International Finance Corporation (IFC), or Inter-American Development Bank (IADB).

Treasury Bills: Non-interest-bearing discount securities with maturities under one year issued by the U.S. Treasury to finance the national debt.

Treasury Bonds: Interest-bearing obligations issued by the U.S. Treasury with maturities that range from 10 to 30 years from date of issue.

Treasury Notes: Interest-bearing obligations of the U.S. Treasury with maturities ranging from two to 10 years from date of issue.

U.S. Treasury Securities: Securities issued by the U.S. Treasury and backed by the full faith and credit of the United States. Treasuries are considered to have no credit risk and are the benchmark for interest rates on all other securities in the U.S. and overseas. The U.S. Treasury issues both discounted securities and fixed coupon notes and bonds.

Weighted Average Maturity (WAM): The average maturity of all the securities that comprise a portfolio that is typically expressed in days or years.

Yield: The annual rate of return on a debt investment computed as though held to maturity expressed in percentages.

For previous Investment Reports and the County's Investment Policy, please visit the Treasurer-Tax Collector's Treasury website at: sjgov.org/department/ttc/treasury





2025 Investment Policy

Submitted by
Phonxay Keokham, CPA
Treasurer-Tax Collector

Approved by the Board of Supervisors on
December 3, 2024



TABLE OF CONTENTS

1.0 INVESTMENT POLICY	1
2.0 OBJECTIVE.....	1
3.0 DELEGATION OF AUTHORITY	1
4.0 GENERAL CONSTRAINTS.....	2
5.0 CONSTRAINTS SET BY GOVERNMENT CODE.....	2
6.0 AUTHORIZED INVESTMENTS.....	2
7.0 DIVERSIFICATION	5
8.0 MATURITY STRUCTURE	5
9.0 DEALER APPROVAL.....	5
10.0 COMPETITIVE BIDDING	6
11.0 SWAPS AND TRADES	6
12.0 LOSSES.....	6
13.0 SAFEKEEPING.....	6
14.0 CONFIRMATION.....	6
15.0 INTERNAL CONTROLS.....	7
16.0 PERFORMANCE STANDARDS.....	7
17.0 CREDIT FOR INTEREST EARNINGS	7
18.0 DIRECTED INVESTMENTS	7
19.0 OUTSIDE AGENCIES.....	8
20.0 WITHDRAWALS	8
21.0 REPORTING.....	8
22.0 COUNTY TREASURY OVERSIGHT COMMITTEE.....	8
23.0 INDEMNIFICATION.....	9
24.0 ETHICS AND CONFLICT OF INTEREST	9
25.0 BUSINESS CONTINUITY PLAN	10
GLOSSARY	11

1.0 INVESTMENT POLICY

The Investment Policy establishes the criteria for the prudent investment of pool participants' surplus treasury funds and outlines the policies for maximizing the efficiency of the San Joaquin County (County) cash management system. In addition, the Investment Policy governs the deposit, safekeeping, and investment of all funds under the control of the County Treasurer-Tax Collector (Treasurer), as well as all related transactions and investment activities in accordance with California State Law. It does not apply to bond funds or other affiliated public agency assets that reside outside of the County's Investment Pool.

The Investment Policy shall be reviewed annually by the Treasurer with the Treasury Oversight Committee (Committee). Any modifications made thereto must be approved by the County Board of Supervisors (Board) and adopted by resolution. No person may engage in an investment transaction except as provided under the terms of the Investment Policy. The Treasurer shall establish written Investment Policy procedures.

2.0 OBJECTIVE

The objective of the Investment Policy is to protect the surplus funds of all Investment Pool participants while providing for their cash flow requirements and enhancing their economic status. The County operates its investment program under the "Prudent Investor Standard" set forth by Government Code Section 53600.3. This affords the Treasurer a broad spectrum of investment opportunities provided that the investment is deemed prudent and allowable under California State Law.

The criteria and priority for selecting investments are as follows:

- (a) Safety. Safety of principal is the foremost objective of the County's investment program. The safety and risk associated with an investment refers to the potential loss of principal and/or interest. Investments shall be undertaken in a manner that seeks to ensure the preservation of capital in the Investment Pool.
- (b) Liquidity. Liquidity refers to the ability to access cash at any time with minimal risk of losing some portion of principal or interest. The Investment Pool will remain sufficiently liquid to enable the County to meet all anticipated operating requirements. Liquidity is an important investment quality considering an unanticipated need for funds may arise.
- (c) Yield. Yield is the potential dollar earnings that an investment can provide and is also referred to as the rate of return. Return on investment is of secondary importance compared to the safety and liquidity objectives referenced above.

3.0 DELEGATION OF AUTHORITY

The Board, as permitted under Government Code Section 53607, delegates the responsibility to invest or reinvest the funds of the County or to sell or exchange securities so purchased to the Treasurer who shall be responsible for all transactions undertaken and shall establish a system of

controls to regulate the activities of subordinate officials and their procedures in the absence of the Treasurer.

4.0 GENERAL CONSTRAINTS

The following criteria represents the general framework by which the County's Treasury investment program shall be conducted:

- (a) The laws of the State of California and the Prudent Investor Standard shall be the primary standards by which all County Treasury investments are transacted.
- (b) The basic premise underlying the Investment Policy is to ensure that the pooled funds are always safe and readily available.
- (c) Surplus treasury funds are the funds not required to meet the bank's demand on the Treasury to redeem warrants or cover other County disbursement obligations on any given day.
- (d) Surplus treasury fund management and investment transactions are the responsibility of the Treasurer.
- (e) The Treasurer strives to invest all surplus funds in the Investment Pool by anticipating pool participant activities and needs through daily projections and cash flow forecasting.

5.0 CONSTRAINTS SET BY GOVERNMENT CODE

Government Code Sections 53601 and 53635 impose restrictions on the investments of government entities. All such restrictions are to be adhered to in their entirety. In addition, the Treasurer may impose further restrictions on investments if the Treasurer deems such action appropriate. The following section lists the only authorized investments of the County.

6.0 AUTHORIZED INVESTMENTS

The Treasurer's authorization to invest is limited to the securities categorized below. All securities must be U.S. dollar denominated. The restrictions specified in Government Code Sections 53601 and 53635 apply unless otherwise stated. Authorized investments are as follows:

- (a) U.S. Treasury Bills, Notes, and Bonds (Maximum of 100%)

U.S. Treasury Bills, Notes, and Bonds for which the full faith and credit of the U.S. are pledged for the payment of principal and interest. There is no percentage limit on the total dollar amount that may be invested in this category.

- (b) State Obligations and California Local Agency Bonds (Maximum of 100%)

Bonds, notes, warrants of the State or department, board, agency, or authority of the State. Bonds, notes, warrants of a local agency within the State or department, board, agency, or

authority of a local agency within the State. There is no percentage limit on the total dollar amount that may be invested in this category.

- (c) Obligations issued by a Federal Agency or a U.S. Government Sponsored Enterprise (GSE) (Maximum of 100%)

Federal Agency or GSE obligation, participations, or other instruments, including those issued by or fully guaranteed as to principal and interest by federal agencies or the U.S. government are authorized. There is no percentage limit on the total dollar amount that may be invested in this category.

- (d) Banker's Acceptances (Maximum of 40%)

Bills of Exchange or Time Drafts (Banker's Acceptances). Banker's Acceptances may not exceed 40 percent of the Investment Pool, and no more than 30 percent may be invested in the Banker's Acceptances of one commercial bank. The limit for each issuer may be specified in the Treasurer's "Approved Banker's Acceptance List".

- (e) Commercial Paper (Maximum of 30%)

Commercial Paper is an unsecured, short-term debt instrument issued by a corporation. Commercial Paper must have the highest categories of a nationally recognized statistical rating organization (NRSRO). The maximum maturity is 270 days. The limit for each issuer is specified in the Treasurer's "Commercial Paper Approved List". Commercial Paper may not exceed 30 percent of the Investment Pool.

- (f) Time Deposits (Maximum of 30%)

Certificates of Deposits issued by a nationally or state-chartered bank, savings association, federal association, or state-licensed branch of a foreign bank. The bank must have a branch or office in the County. The bank must have a rating in the highest or second highest categories of an NRSRO. The limit for each issuer is specified in the Treasurer's "Approved Negotiable Certificates of Deposit List." The collateralization level will be 110 percent of market value for Certificate of Deposits. The maximum maturity is one year. Certificate of Deposits may not exceed 30 percent of the Investment Pool.

- (g) Repurchase Agreements (Maximum of 100%)

Term repurchase agreements may be collateralized by either U.S. Treasury securities or by any U.S. Federal Agency security.

Regardless of maturity, repurchase agreements must be collateralized at 102 percent (market value plus accrued interest). Repurchase agreements shall only be made with dealers whose assets exceed \$500 million and having either the highest commercial paper rating, of A or higher rating for the issuer's debt, if any, as provided by a NRSRO. There is no percentage limit on the total dollar amount that may be invested in this category.

All Repurchase Agreements with brokers/dealers will be done through a “Tri-Party Custodian Agreement” that has been approved, in writing, by the Treasurer.

All Repurchase Agreements with commercial banks will be governed by a Public Securities Association (PSA) agreement that has been approved, in writing, by the Treasurer.

(h) Medium Term Notes (Maximum of 30%)

Corporate Debentures (Medium Term Notes) that have a rating in the highest or second highest categories of a NRSRO. Medium Term Notes must be issued by corporations organized and operating within the U.S. The maximum maturity of such issues is three years. Floaters of the above issues are authorized if the maximum maturity does not exceed three years. Medium Term Notes may not exceed 30 percent of the Investment Pool.

(i) Mutual Funds (Maximum of 20%)

Mutual Funds, as defined in Government Code Section 53601, consist only of those investments authorized by the Investment Policy. Mutual Funds may not exceed 20 percent of the Investment Pool. A thorough investigation of the fund is required prior to investing and due diligence must be conducted on an annual basis.

(j) Specific Securities (Maximum per Approval)

Specific securities as specified in the ordinance, resolution, indenture, or agreement for monies pledged to the payment or security of bonds or other indebtedness as governed by Government Code Section 53601(m) must receive written approval from the Treasurer.

(k) Bank Deposits (Maximum of 10%)

Bank Deposits are interest-bearing active deposits in a state or national bank, savings association, or federal association, a state or federal credit union, or a federally insured industrial loan company. These deposits must be properly collateralized at 110 percent in accordance with Government Code Section 53652. Deposits with any one depository may not exceed 10 percent of the Investment Pool.

(l) Joint Powers Authority Programs (Maximum of 30%)

Managed investment pools pursuant to Government Code Section 53601(p) for which shares of beneficial interest issued by a joint powers authority organized pursuant to Government Code Section 6509.7 that invests in the securities and obligations authorized in subdivisions (a) to (q), inclusive. Each share shall represent an equal proportional interest in the underlying pool of securities owned by the joint powers authority. Joint Powers Authority Programs may not exceed 30 percent of the Investment Pool. To be eligible under this section, the joint powers authority issuing the shares shall have retained an investment adviser that meets the following criteria:

- (1) The adviser is registered or exempt from registration with the Securities and Exchange Commission.
- (2) The adviser has not less than five years of experience investing in the securities and obligations authorized in subdivisions (a) to (q), inclusive.
- (3) The adviser has assets under management in excess of \$500 million.

(m) Supranationals (Maximum of 30%)

U.S. Dollar denominated senior unsecured unsubordinated obligations which are rated in a rating category of “AA” or its equivalent by one NRSRO at time of purchase, issued or unconditionally guaranteed by the International Bank for Reconstruction and Development, International Finance Corporation, or Inter-American Development Bank, and eligible for purchase and sale within the U.S. Supranationals may not exceed 30 percent of the Investment Pool.

(n) Local Agency Investment Fund

Local Agency Investment Fund (LAIF) of the State of California is an investment alternative created pursuant to Government Code Section 16429.1 for California’s local governments and special districts. LAIF purchases securities under the authority of Government Code Section 16430 and 16480.4. The Treasurer may invest up to the maximum amount permitted by LAIF.

7.0 DIVERSIFICATION

It is the policy of the Treasurer to diversify the pooled funds. Investments are diversified to minimize the risk of loss of principal and interest resulting from an overconcentration of assets in a specific maturity, issuer, or type of security. Diversification strategies shall be established by the Treasurer and periodically reviewed.

8.0 MATURITY STRUCTURE

To the extent possible, investments shall be made to match anticipated cash flow requirements. A minimum of 25 percent of the entire Investment Pool shall mature within 60 days to provide sufficient liquidity for expected disbursements. If for any reason the Investment Pool is not in compliance with the minimum maturity percentage, all new investments will be restricted to a maturity of 60 days or less until compliance is restored. No investment shall be made in any security with a maturity greater than five years unless it is approved by the Board.

Annually, the Treasurer must give written approval for authorized staff to purchase securities with a maturity of one year or longer.

9.0 DEALER APPROVAL

All financial institutions and broker/dealers used for the placement of investments must be registered with the Financial Industry Regulatory Authority, licensed by the State of California, and approved by the Treasurer in writing. The creditworthiness of all financial institutions will be reviewed by the Treasurer. The Treasurer will maintain a list of approved financial institutions authorized to provide investment services to the County.

The Treasurer will not approve any broker, brokerage, dealer, or securities firm that has, within the past two years, made a political contribution in an amount exceeding the limitations contained in Rule G-37 of the Municipal Securities Rulemaking Board, to the Treasurer, any member of the Board, or any candidate for these offices.

All brokers are provided with the updated Investment Policy on an annual basis.

10.0 COMPETITIVE BIDDING

Bids for any investment shall be taken from a minimum of two banks or broker/dealers. Awards will be made to the highest offer, giving consideration to safety, liquidity, a balanced investment pool, and diversification. If two bids for a similar investment security are unavailable, then the second bid may be for another investment security with a similar maturity.

11.0 SWAPS AND TRADES

Securities may be swapped and traded for other eligible securities after calculating the gain between the buy and sell candidates in the transaction and approval by the Treasurer.

12.0 LOSSES

Generally, losses are acceptable on a sale before maturity and may be taken if reinvested proceeds will prevent the potential of a greater loss, provide increased liquidity, or earn a higher yield. Approval by the Treasurer is required.

13.0 SAFEKEEPING

Securities purchased from broker/dealers shall be held in third party safekeeping by the trust department of the County's bank or other designated third-party custodian and in the County's name. The third-party custodian shall be required to issue a safekeeping statement listing specific instrument, rate, maturity, and other pertinent information. No securities will be held by the broker/dealer from whom they were purchased.

Safekeeping of Repurchase Agreements is stipulated in the section titled "Authorized Investments."

14.0 CONFIRMATION

All investment confirmations are to be reviewed for conformity with the original transaction. Discrepancies are to be reported to the Treasurer.

15.0 INTERNAL CONTROLS

The Treasurer shall establish internal controls to provide reasonable assurance that the investment objectives are met and to ensure that the assets are protected from loss, theft, or misuse. The Treasurer shall also be responsible for ensuring that all investment transactions comply with the Investment Policy and California State Law.

The Treasurer shall establish a process for daily, monthly, quarterly, and annual reviews and the monitoring of investment program activity. Daily, the Treasurer or authorized Treasury personnel shall review the investment activity, as well as corresponding custodial and commercial bank balances and positions for compliance with the Investment Policy and guidelines. The County Auditor-Controller's Office or the contracted external auditor shall conduct an annual audit of the investment program's activities.

16.0 PERFORMANCE STANDARDS

The Investment Pool shall be designed with the objective of obtaining a rate of return throughout budgetary and economic cycles commensurate with investment risk constraints and cash flow needs.

The Treasurer's investment strategy is both passive and active. Given this strategy, the basis used by the Treasurer to determine whether market yields are being achieved shall be to identify a comparable benchmark to the investment duration. (i.e. 90-day U.S. Treasury Bill, six-month U.S. Treasury Bill, Average Federal Funds Rate). Benchmarks may be modified over time based on changes in market conditions or cash flow requirements.

17.0 CREDIT FOR INTEREST EARNINGS

Interest earnings from the Investment Pool shall be credited to participating entities each quarter by the County Auditor-Controller. The credit is computed based on the average daily cash balance of funds on deposit during the quarter in the County Treasury.

In accordance with Government Code Section 27013, authorized costs of investing, depositing, banking, auditing, reporting or otherwise handling or managing funds will be deducted from the total interest earnings prior to the interest earnings apportionment.

18.0 DIRECTED INVESTMENTS

The Treasurer may allow special directed investments for Tax and Revenue Anticipation Note (TRANs) proceeds or other special purposes. The Treasurer will work with the entity to make a single directed investment. For proceeds between \$10 million and \$50 million, that investment will be in a U.S. Treasury Bill. For proceeds in excess of \$50 million, the investment can be in either a U.S. Treasury Bill or a U.S. Treasury Note. Upon the maturity of the investment, all funds will be deposited into the Investment Pool. Any funds from the TRANs sale, not included in the investment, will be placed in the Investment Pool. The charge for the investment will be \$5,000, which is estimated to cover the actual expenses of the offices of the Treasurer and the County Auditor-Controller. These expenses may include paying agent, safekeeping, establishing of entity funds,

tracking, and recording the investment. The Treasurer may negotiate a different charge if it is cost justified and appropriate. Directed investments will be separate from the Investment Pool.

19.0 OUTSIDE AGENCIES

Local agencies not required to deposit funds with the County may place funds in the Investment Pool with the approval of the Treasurer. All agencies must comply with this Investment Policy. It is anticipated that most funds will be withdrawn from the Investment Pool by a warrant. Wire transfers must be arranged with the Treasurer.

20.0 WITHDRAWALS

The Treasurer requires 24-hour notice on withdrawals of \$1 million to \$10 million, a seven-day notice on withdrawals between \$10 million and \$25 million, and a 30-day notice for amounts exceeding \$25 million. The Treasurer also reserves the right to work with any agency on the timing of a withdrawal exceeding \$10 million if that withdrawal might affect the stability or predictability of cash flow in the County Treasury. The Treasurer may refuse any withdrawal above \$25 million which may negatively impact the stability and predictability of cash flow in the County Treasury. The Treasurer may reduce or waive the required notice.

21.0 REPORTING

The Treasurer shall provide a monthly report to the Board, County Administrator, County Auditor-Controller, and the Committee itemizing all Treasury investments by investment type, institution, date of maturity, amount of investment, rate of interest, and current market value. Securities will be valued based on information from the trustee, broker, custodian, or other sources approved by the Treasurer. The market value for bank deposits, Certificates of Deposit, Repurchase Agreements of less than 30 days, LAIF, and Joint Powers Authority Programs will be at cost. The report will include the weighted average maturity of the investments in the Treasury Pool, and a statement denoting the ability of the local agency to meet its expenditure requirements for the next six months.

22.0 COUNTY TREASURY OVERSIGHT COMMITTEE

The Committee will review and monitor the Investment Policy on an annual basis. The Committee shall require an annual audit to be conducted to determine the County Treasury's compliance with the law and the Investment Policy.

The Committee shall not direct individual investment decisions, select individual investment advisors, brokers, dealers, or impinge on the day-to-day operations of the County Treasury.

A member may not be employed by an entity that has contributed to the campaign of a candidate for the office of local Treasurer or contributed to the campaign of a candidate to be a member of a legislative body of any local agency that has deposited funds in the County Treasury, in the previous three years or during the period that the employee is a member of the Committee (Government Code Section 27132.1).

A member may not directly or indirectly raise money for a candidate for local Treasurer or a member of the governing board of any local agency that has deposited funds in the County Treasury while a member of the Committee (Government Code Section 27132.2).

A member may not secure employment with, or be employed by, bond underwriters, bond counsel, security brokerages or dealers, or financial services firms, with whom the Treasurer is doing business during the period that the person is a member of the Committee or for one year after leaving the Committee (Government Code Section 27132.3).

Committee meetings shall be open to the public and subject to the Ralph M. Brown Act.

23.0 INDEMNIFICATION

The standard of care to be used by the County’s officers or employees in all investment transactions shall be the Prudent Investor Standard (Government Code Section 53600.3), which is expanded as follows:

When investing, reinvesting, purchasing, acquiring, exchanging, selling, or managing public funds, a trustee shall act with care, skill, prudence, and diligence under the circumstances then prevailing, including, but not limited to the general economic conditions and the anticipated needs of the agency, that a prudent person acting in a like capacity and familiar with such matters would use in the conduct of funds of a like character and with like aims, to safeguard the principal and maintain the liquidity needs of the agency. Within the limitations of this section and considering individual investments as part of an overall strategy, investments may be acquired as authorized by law.

The above criteria are established as the standard for professional responsibility and shall be applied in the context of managing the Investment Pool. Investment officers acting in accordance with the Investment Policy shall be relieved of personal responsibility for an individual security’s credit risk or market price changes, provided that deviations from expectations are reported in a timely fashion, and appropriate action is taken to control adverse developments.

24.0 ETHICS AND CONFLICT OF INTEREST

No officer, employee, or member of the Committee may directly or indirectly accept or solicit from any person, corporation, or group having a business relationship with the Treasurer or Treasury-related functions, any rebate, kickback, or anything of an economic value as a gift, gratuity, or honoraria.

No officer or employee of the Treasurer shall, outside of working hours, engage in any profession, trade, business, or occupation, which is incompatible or involves a conflict of interest with his/her duties as a County officer or employee.

Investment officials shall refrain from personal business activity that may conflict with proper execution and management of the Investment Policy and the investment program or which could

impair their ability to make impartial decisions. Investment officials must provide public disclosure required under Government Code Section 87203, et seq.

The Treasurer and designated employees must annually file a Form 700 (Statement of Economic Interest) in accordance with the County's Conflict-of-Interest Code.

25.0 BUSINESS CONTINUITY PLAN

In the event the Treasurer or authorized staff is unable to conduct normal business operations, the Treasurer has an agreement with the custody bank for a daily sweep of surplus funds into an interest-bearing account as well as the ability to transfer additional funds to money market and liquid accounts until normal operations are restored. Treasurer-imposed restrictions pertaining to investment type, investment amount, and investment percentages, as stated in the Investment Policy, will be temporarily suspended to allow for continued operations.

GLOSSARY

Accrued Interest: The amount of interest that is earned but unpaid (not yet received) since the last interest payment date.

Banker's Acceptance (BA): A highly-liquid draft or bill of exchange accepted by a bank or trust company. The accepting institution guarantees payment of the bill, as well as the issuer.

Broker: A broker brings buyers and sellers together for a transaction for which the broker receives a commission.

Certificate of Deposit (CD): A time deposit with a specific maturity evidenced by a certificate. Large denomination CDs may be marketable.

Collateral: Securities or cash pledged by a borrower to secure repayment of a loan or repurchase agreement. Also, securities pledged by a financial institution to secure deposits of public monies.

Commercial Paper (CP): The short-term unsecured debt of corporations.

Credit Risk: The risk that principal and/or interest on an investment will not be paid in a timely manner due to changes in the condition of the issuer.

Custodian: A bank or other financial institution that keeps custody of stock certificates and other assets.

Dealer: A dealer, as opposed to a broker, acts as a principal in security transactions buying and selling securities for his own account.

Discount Note: Non-interest bearing money market instruments that are issued at a discount and redeemed at maturity for full face value.

Diversification: Dividing investment funds among a variety of securities offering independent returns to avoid excessive exposure to any one source of risk.

Government Sponsored Enterprise (GSE): A type of financial services corporation created by the Federal Government to facilitate borrowing in specific sectors. GSE bonds carry the implicit backing of the Federal Government.

Interest: The amount earned while owning a debt security and generally calculated as a percentage of the principal amount.

Internal Controls: Rules and procedures designed to ensure the integrity of financial and accounting information, accountability, and that the assets of the entity are protected from loss, theft, or misuse. The internal control structure is designed to provide reasonable assurance that these objectives are met.

Investment Policy: A concise and clear statement of the objectives and parameters formulated by an investor or investment manager for a portfolio of investment securities.

Investment Pool: A portfolio of investments securities with combined funds from more than one entity.

Joint Powers Agreements (JPA): Entities created under Government Code Section 6509.7 that allow two or more public agencies to jointly exercise common powers and issue shares of beneficial interest to the participating public agencies and may invest in securities and obligations as described by subdivision (p) of Government Code Section 53601.

Liquidity: The speed and ease with which an asset can be converted to cash without substantial loss of value.

Local Agency: County, city, city & county, including a chartered city or county, school district, community college district, public district, county board of education, county superintendent of schools, or any public or municipal corporation.

Local Agency Investment Fund (LAIF): The LAIF is an investment alternative for California's local government and special districts authorized under Government Code Sections 16429.1. The LAIF is managed by the State Treasurer's Office, with oversight by the Local Agency Investment Advisory Board. All securities in LAIF are purchased under the authority of Government Code Sections 16430 and 16480.4. The State Treasurer's Office receives all securities on a delivery versus payment basis using a third-party custodian. All securities are purchased at market, with market valuation conducted monthly.

Market Value: The price at which a security can be traded.

Master Repurchase Agreement: A written contract covering all future transactions between the parties to repurchase or reverse repurchase agreements that establishes each party's rights in the transactions. A master agreement will often specify, among other things, the right of the buyer-lender to liquidate the underlying securities in the event of default by the seller-borrower.

Maturity: The final date upon which the principal or stated value of a security becomes due and payable.

Medium Term Notes (MTN): Debt securities issued by a corporation or depository institution with a maturity ranging from nine months to five years. The term "medium-term notes" refers to the time it takes for an obligation to mature and includes other corporate debt securities originally issued for maturities longer than five years, but which have now fallen within the five year maturity range. MTNs issued by banks are also called "bank notes."

Money Market: The market in which short-term debt instruments (Treasury Bills, discount notes, commercial paper, and banker's acceptances) are issued and traded.

Mutual Funds: An investment company that pools money and can invest in a variety of securities, including fixed-income securities and money market instruments.

Nationally Recognized Statistical Rating Organization (NRSRO): Firms that review the creditworthiness of the issuers of debt securities, and express their opinion in the form of letter ratings (e.g. AAA, AA, A, BBB, etc.) The primary rating agencies include Standard & Poor's Corporation, Moody's Investor Services, Inc., and Fitch Investors Service.

Par: The amount of principal that must be paid at maturity. Also referred to as the face amount of a bond.

Price: The amount of monetary consideration required by a willing seller and a willing buyer to sell an investment on a particular date.

Prudent Investor Standard: A standard of responsibility which applies to fiduciaries. In California, the rule is stated as "Investments shall be managed with the care, skill, prudence and diligence, under the circumstances then prevailing, that a prudent person, acting in a like capacity and familiar with such matters, would use in the conduct of an enterprise of like character and with like aims to accomplish similar purposes."

Principal: The face value or par value of an investment.

Rate of Return: The yield obtainable on a security based on its purchase price or its current market price. This may be the amortized yield to maturity on the bond or the current income return.

Rating: Various alphabetical and numerical designations used by institutional investors, Wall Street underwriters, and commercial rating companies use to give relative indications of bond and note creditworthiness.

Repurchase Agreement (RP or REPO): The purchase of securities, on a temporary basis, with the seller's simultaneous agreement to repurchase the securities at a later date at a specified price that includes interest for the buyer's holding period. In essence, this is a collateralized investment whereby the security "buyer" lends the "seller" money for the period of the agreement.

Risk: The uncertainty of maintaining the principal or interest associated with an investment due to a variety of factors.

Rule G-37 of the Municipal Securities Rulemaking Board: Federal regulations to sever any connection between the making of political contributions and the awarding of municipal securities business.

Safekeeping: A service to bank customers whereby securities are held for protection by the bank or third-party in the customer's name.

Safety: In the context of investing public funds, safety relates to the preservation of principal of an investment in an investment portfolio; local agencies address the concerns of safety by controlling exposure to risks.

Supranational: An entity that is formed by two or more central governments with the purpose of promoting economic development for the member countries. Examples include the International Bank for Reconstruction and Development, International Finance Corporation, and the Inter-American Development Bank.

Swap: A swap is any financial transaction that involves the simultaneous purchase of a security and the sale of another for the purpose of enhancing an investor's portfolio. Swap transactions of interest to California public investors include portfolio swaps and interest rate swaps.

Tax and Revenue Anticipation Notes (TRANs): Notes issued in anticipation of receiving tax proceeds or other revenues at a future date.

Treasury Bills: Non-interest-bearing discount securities with maturities under one year issued by the U.S. Treasury to finance the national debt.

Treasury Bonds: Interest-bearing obligations issued by the U.S. Treasury with maturities that range from 10 to 30 years from date of issue.

Treasury Notes: Interest-bearing obligations of the U.S. Treasury with maturities ranging from two to 10 years from date of issue.

U.S. Government Agency Securities: Government sponsored obligations, participation, or other instruments, including those issued by or fully guaranteed as to principal and interest by federal agencies or U.S. government-sponsored enterprises.

U.S. Treasury Securities: Securities issued by the U.S. Treasury and backed by the full faith and credit of the U.S. Treasuries are considered to have no credit risk and are the benchmark for interest rates on all other securities in the U.S. and overseas. The U.S. Treasury issues both discounted securities and fixed coupon notes and bonds.

Weighted Average Maturity (WAM): The average time to maturity of all securities that comprise a portfolio based on the value of each security. WAM is typically expressed in days or years.

Yield: The annual rate of return on a debt investment computed as though held to maturity expressed in percentages.



~~2024 Investment Policy~~

~~Submitted by
Phonxay Keokham, CPA
Treasurer-Tax Collector~~

~~Approved by the Board of Supervisors on
November 28, 2023~~

2025 Investment Policy

Submitted by
Phonxay Keokham, CPA
Treasurer-Tax Collector

Approved by the Board of Supervisors on
December 3, 2024

A large, faint, light gray watermark of the San Joaquin County seal is visible at the bottom of the page. The seal is circular and features the word "JOAQUIN" in a large, serif font across the top. Below the text is a dotted line, and at the bottom, there is a stylized representation of a landscape or agricultural scene.

TABLE OF CONTENTS

1.0 INVESTMENT POLICY	1
2.0 OBJECTIVE.....	1
3.0 DELEGATION OF AUTHORITY	1
4.0 GENERAL CONSTRAINTS.....	2
5.0 CONSTRAINTS SET BY GOVERNMENT CODE.....	2
6.0 AUTHORIZED INVESTMENTS.....	2
7.0 DIVERSIFICATION	5
8.0 MATURITY STRUCTURE	5
9.0 DEALER APPROVAL.....	5
10.0 COMPETITIVE BIDDING	6
11.0 SWAPS AND TRADES	6
12.0 LOSSES.....	6
13.0 SAFEKEEPING.....	6
14.0 CONFIRMATION.....	6
15.0 INTERNAL CONTROLS.....	7
16.0 PERFORMANCE STANDARDS.....	7
17.0 CREDIT FOR INTEREST EARNINGS	7
18.0 DIRECTED INVESTMENTS	7
19.0 OUTSIDE AGENCIES.....	8
20.0 WITHDRAWALS	8
21.0 REPORTING.....	8
22.0 COUNTY TREASURY OVERSIGHT COMMITTEE.....	8
23.0 INDEMNIFICATION.....	9
24.0 ETHICS AND CONFLICT OF INTEREST	9
25.0 BUSINESS CONTINUITY PLAN	10
GLOSSARY	11

1.0 INVESTMENT POLICY

The Investment Policy establishes the criteria for the prudent investment of pool participants' surplus treasury funds and outlines the policies for maximizing the efficiency of the San Joaquin County (County) cash management system. In addition, the Investment Policy governs the deposit, safekeeping, and investment of all funds under the control of the County Treasurer-Tax Collector (Treasurer), as well as all related transactions and investment activities in accordance with California State Law. It does not apply to bond funds or other affiliated public agency assets that reside outside of the County's Investment Pool.

The Investment Policy shall be reviewed annually by the Treasurer with the Treasury Oversight Committee (Committee). Any modifications made thereto must be approved by the County Board of Supervisors (Board) and adopted by resolution. No person may engage in an investment transaction except as provided under the terms of the Investment Policy. The Treasurer shall establish written Investment Policy procedures.

2.0 OBJECTIVE

The objective of the Investment Policy is to protect the surplus funds of all Investment Pool participants while providing for their cash flow requirements and enhancing their economic status. The County operates its investment program under the "Prudent Investor Standard" set forth by Government Code Section 53600.3. This affords the Treasurer a broad spectrum of investment opportunities provided that the investment is deemed prudent and allowable under California State Law.

The criteria and priority for selecting investments are as follows:

- (a) Safety. Safety of principal is the foremost objective of the County's investment program. The safety and risk associated with an investment refers to the potential loss of principal and/or interest. Investments shall be undertaken in a manner that seeks to ensure the preservation of capital in the Investment Pool.
- (b) Liquidity. Liquidity refers to the ability to access cash at any time with minimal risk of losing some portion of principal or interest. The Investment Pool will remain sufficiently liquid to enable the County to meet all anticipated operating requirements. Liquidity is an important investment quality considering an unanticipated need for funds may arise.
- (c) Yield. Yield is the potential dollar earnings that an investment can provide and is also referred to as the rate of return. Return on investment is of secondary importance compared to the safety and liquidity objectives referenced above.

3.0 DELEGATION OF AUTHORITY

The Board, as permitted under Government Code Section 53607, delegates the responsibility to invest or reinvest the funds of the County or to sell or exchange securities so purchased to the Treasurer who shall be responsible for all transactions undertaken and shall establish a system of

controls to regulate the activities of subordinate officials and their procedures in the absence of the Treasurer.

4.0 GENERAL CONSTRAINTS

The following criteria represents the general framework by which the County’s Treasury investment program shall be conducted:

- (a) The laws of the State of California and the Prudent Investor Standard shall be the primary standards by which all County Treasury investments are transacted.
- (b) The basic premise underlying the Investment Policy is to ensure that the pooled funds are always safe and readily available.
- (c) Surplus treasury funds are the funds not required to meet the bank’s demand on the Treasury to redeem warrants or cover other County disbursement obligations on any given day.
- (d) Surplus treasury fund management and investment transactions are the responsibility of the Treasurer.
- (e) The Treasurer strives to invest all surplus funds in the Investment Pool by anticipating pool participant activities and needs through daily projections and cash flow forecasting.

5.0 CONSTRAINTS SET BY GOVERNMENT CODE

Government Code Sections 53601 and 53635 impose restrictions on the investments of government entities. All such restrictions are to be adhered to in their entirety. In addition, the Treasurer may impose further restrictions on investments if the Treasurer deems such action appropriate. The following section lists the only authorized investments of the County.

6.0 AUTHORIZED INVESTMENTS

The Treasurer’s authorization to invest is limited to the securities categorized below. All securities must be U.S. dollar denominated. The restrictions specified in Government Code Sections 53601 and 53635 apply unless otherwise stated. Authorized investments are as follows:

- (a) U.S. Treasury Bills, Notes, and Bonds (Maximum of 100%)

U.S. Treasury Bills, Notes, and Bonds for which the full faith and credit of the U.S. are pledged for the payment of principal and interest. There is no percentage limit on the total dollar amount that may be invested in this category.
- (b) State Obligations and California Local Agency Bonds (Maximum of 100%)

Bonds, notes, warrants of the State or department, board, agency, or authority of the State. Bonds, notes, warrants of a local agency within the State or department, board, agency, or

authority of a local agency within the State. There is no percentage limit on the total dollar amount that may be invested in this category.

- (c) Obligations issued by Aa Federal Agency or a U.S. Government Sponsored Enterprise (GSE) (Maximum of 100%)

Federal Agency or GSE obligation, participations, or other instruments, including those issued by or fully guaranteed as to principal and interest by federal agencies or the U.S. government are authorized. There is no percentage limit on the total dollar amount that may be invested in this category.

- (d) Banker's Acceptances (Maximum of 40%)

Bills of Exchange or Time Drafts (Banker's Acceptances). Banker's Acceptances may not exceed 40 percent of the Investment Pool, and no more than 30 percent may be invested in the Banker's Acceptances of one commercial bank. The limit for each issuer may be specified in the Treasurer's Treasurer's "Approved Banker's Acceptance IssuesList".

- (e) Commercial Paper (Maximum of 30%)

Commercial Paper is an unsecured, short-term debt instrument issued by a corporation. Commercial Paper must have the highest categories of a nationally recognized statistical rating organization (NRSRO). The maximum maturity is 270 days. The limit for each issuer is specified in the Treasurer's "Commercial Paper Approved List". Commercial Paper may not exceed 30 percent of the Investment Pool.

- (f) Time Deposits (Maximum of 30%)

Certificates of Deposits issued by a nationally or state-chartered bank, savings association, federal association, or state-licensed branch of a foreign bank. The bank must have a branch or office in the County. The bank must have a rating in the highest or second highest categories of an NRSRO. The limit for each issuer is specified in the Treasurer's "Approved Negotiable Certificates of Deposit List." The collateralization level will be 110 percent of market value for Certificate of Deposits. The maximum maturity is one year. Certificate of Deposits may not exceed 30 percent of the Investment Pool.

- (g) Repurchase Agreements (Maximum of 100%)

Term repurchase agreements may be collateralized by either U.S. Treasury securities or by any U.S. Federal Agency security.

Regardless of maturity, repurchase agreements must be collateralized at 102 percent (market value plus accrued interest). Repurchase agreements shall only be made with dealers whose assets exceed \$500 million and having either the highest commercial paper rating, of A or higher rating for the issuer's debt, if any, as provided by a NRSRO. There is no percentage limit on the total dollar amount that may be invested in this category.

All Repurchase Agreements with brokers/dealers will be done through a “Tri-Party Custodian Agreement” that has been approved, in writing, by the Treasurer.

All Repurchase Agreements with commercial banks will be governed by a Public Securities Association (PSA) agreement that has been approved, in writing, by the Treasurer.

(h) Medium Term Notes (Maximum of 30%)

Corporate Debentures (Medium Term Notes) that have a rating in the highest or second highest categories of a NRSRO. Medium Term Notes must be issued by corporations organized and operating within the U.S. The maximum maturity of such issues is three years. Floaters of the above issues are authorized if the maximum maturity does not exceed three years. Medium Term Notes may not exceed 30 percent of the Investment Pool.

(i) Mutual Funds (Maximum of 20%)

Mutual Funds, as defined in Government Code Section 53601, consist only of those investments authorized by the Investment Policy. Mutual Funds may not exceed 20 percent of the Investment Pool. A thorough investigation of the fund is required prior to investing and due diligence must be conducted on an annual basis.

(j) Specific Securities (Maximum per Approval)

Specific securities as specified in the ordinance, resolution, indenture, or agreement for monies pledged to the payment or security of bonds or other indebtedness as governed by Government Code Section 53601(m) must receive written approval from the Treasurer.

(k) Bank Deposits (Maximum of 10%)

Bank Deposits are interest-bearing active deposits in a state or national bank, savings association, or federal association, a state or federal credit union, or a federally insured industrial loan company. These deposits must be properly collateralized at 110 percent in accordance with Government Code Section 53652. Deposits with any one depository may not exceed 10 percent of the Investment Pool.

(l) Joint Powers Authority Programs (Maximum of 30%)

Managed investment pools pursuant to Government Code Section 53601(p) for which shares of beneficial interest issued by a joint powers authority organized pursuant to Government Code Section 6509.7 that invests in the securities and obligations authorized in subdivisions (a) to (q), inclusive. Each share shall represent an equal proportional interest in the underlying pool of securities owned by the joint powers authority. Joint Powers Authority Programs may not exceed 30 percent of the Investment Pool. To be eligible under this section, the joint powers authority issuing the shares shall have retained an investment adviser that meets the following criteria:

- (1) The adviser is registered or exempt from registration with the Securities and Exchange Commission.
- (2) The adviser has not less than five years of experience investing in the securities and obligations authorized in subdivisions (a) to (q), inclusive.
- (3) The adviser has assets under management in excess of \$500 million.

(m) Supranationals (Maximum of ~~1030~~%)

U.S. Dollar denominated senior unsecured unsubordinated obligations which are rated in a rating category of “AA” or its equivalent by one NRSRO at time of purchase, issued or unconditionally guaranteed by the International Bank for Reconstruction and Development, International Finance Corporation, or Inter-American Development Bank, and eligible for purchase and sale within the U.S. Supranationals may not exceed ~~1030~~ percent of the Investment Pool.

(n) Local Agency Investment Fund

Local Agency Investment Fund (LAIF) of the State of California is an investment alternative created pursuant to Government Code Section 16429.1 for California’s local governments and special districts. LAIF purchases securities under the authority of Government Code Section 16430 and 16480.4. The Treasurer may invest up to the maximum amount permitted by LAIF.

7.0 DIVERSIFICATION

It is the policy of the Treasurer to diversify the pooled funds. Investments are diversified to minimize the risk of loss of principal and interest resulting from an overconcentration of assets in a specific maturity, issuer, or type of security. Diversification strategies shall be established by the Treasurer and periodically reviewed.

8.0 MATURITY STRUCTURE

To the extent possible, investments shall be made to match anticipated cash flow requirements. A minimum of 25 percent of the entire Investment Pool shall mature within 60 days to provide sufficient liquidity for expected disbursements. If for any reason the Investment Pool is not in compliance with the minimum maturity percentage, all new investments will be restricted to a maturity of 60 days or less until compliance is restored. No investment shall be made in any security with a maturity greater than five years unless it is approved by the Board.

Annually, the Treasurer must give written approval for authorized staff to purchase securities with a maturity of one year or longer.

9.0 DEALER APPROVAL

All financial institutions and broker/dealers used for the placement of investments must be registered with the Financial Industry Regulatory Authority, licensed by the State of California, and approved by the Treasurer in writing. The creditworthiness of all financial institutions will be reviewed by the Treasurer. The Treasurer will maintain a list of approved financial institutions authorized to provide investment services to the County.

The Treasurer will not approve any broker, brokerage, dealer, or securities firm that has, within the past two years, made a political contribution in an amount exceeding the limitations contained in Rule G-37 of the Municipal Securities Rulemaking Board, to the Treasurer, any member of the Board, or any candidate for these offices.

All brokers are provided with the updated Investment Policy on an annual basis.

10.0 COMPETITIVE BIDDING

Bids for any investment shall be taken from a minimum of two banks or broker/dealers. Awards will be made to the highest offer, giving consideration to safety, liquidity, a balanced investment pool, and diversification. If two bids for a similar investment security are unavailable, then the second bid may be for another investment security with a similar maturity.

11.0 SWAPS AND TRADES

Securities may be swapped and traded for other eligible securities after calculating the gain between the buy and sell candidates in the transaction and approval by the Treasurer.

12.0 LOSSES

Generally, losses are acceptable on a sale before maturity and may be taken if reinvested proceeds will prevent the potential of a greater loss, provide increased liquidity, or earn a higher yield. Approval by the Treasurer is required.

13.0 SAFEKEEPING

Securities purchased from broker/dealers shall be held in third party safekeeping by the trust department of the County's bank or other designated third-party custodian and in the County's name. The third-party custodian shall be required to issue a safekeeping statement listing specific instrument, rate, maturity, and other pertinent information. No securities will be held by the broker/dealer from whom they were purchased.

Safekeeping of Repurchase Agreements is stipulated in the section titled "Authorized Investments."

14.0 CONFIRMATION

All investment confirmations are to be reviewed for conformity with the original transaction. Discrepancies are to be reported to the Treasurer.

15.0 INTERNAL CONTROLS

The Treasurer shall establish internal controls to provide reasonable assurance that the investment objectives are met and to ensure that the assets are protected from loss, theft, or misuse. The Treasurer shall also be responsible for ensuring that all investment transactions comply with the Investment Policy and California State Law.

The Treasurer shall establish a process for daily, monthly, quarterly, and annual reviews and the monitoring of investment program activity. Daily, the Treasurer or authorized Treasury personnel shall review the investment activity, as well as corresponding custodial and commercial bank balances and positions for compliance with the Investment Policy and guidelines. The County Auditor-Controller's Office or the contracted external auditor shall conduct an annual audit of the investment program's activities.

16.0 PERFORMANCE STANDARDS

The Investment Pool shall be designed with the objective of obtaining a rate of return throughout budgetary and economic cycles commensurate with investment risk constraints and cash flow needs.

The Treasurer's investment strategy is both passive and active. Given this strategy, the basis used by the Treasurer to determine whether market yields are being achieved shall be to identify a comparable benchmark to the investment duration. (i.e. 90-day U.S. Treasury Bill, six-month U.S. Treasury Bill, Average Federal Funds Rate). Benchmarks may be modified over time based on changes in market conditions or cash flow requirements.

17.0 CREDIT FOR INTEREST EARNINGS

Interest earnings from the Investment Pool shall be credited to participating entities each quarter ~~by the County Auditor-Controller~~. The credit is computed based on the average daily cash balance of funds on deposit during the quarter in the County Treasury.

In accordance with Government Code Section 27013, authorized costs of investing, depositing, banking, auditing, reporting or otherwise handling or managing funds will be deducted from the total interest earnings prior to the interest earnings apportionment.

18.0 DIRECTED INVESTMENTS

The Treasurer may allow special directed investments for Tax and Revenue Anticipation Note (TRANs) proceeds or other special purposes. The Treasurer will work with the entity to make a single directed investment. For proceeds between \$10 million and \$50 million, that investment will be in a U.S. Treasury Bill. For proceeds in excess of \$50 million, the investment can be in either a U.S. Treasury Bill or a U.S. Treasury Note. Upon the maturity of the investment, all funds will be deposited into the Investment Pool. Any funds from the TRANs sale, not included in the investment, will be placed in the Investment Pool. The charge for the investment will be \$5,000, which is estimated to cover the actual expenses of the offices of the Treasurer and the County Auditor-Controller. These expenses may include paying agent, safekeeping, establishing of entity funds,

tracking, and recording the investment. The Treasurer may negotiate a different charge if it is cost justified and appropriate. Directed investments will be separate from the Investment Pool.

19.0 OUTSIDE AGENCIES

Local agencies not required to deposit funds with the County may place funds in the Investment Pool with the approval of the Treasurer. All agencies must comply with this Investment Policy. It is anticipated that most funds will be withdrawn from the Investment Pool by a warrant. Wire transfers must be arranged with the Treasurer.

20.0 WITHDRAWALS

The Treasurer requires 24-hour notice on withdrawals of \$1 million to \$10 million, a seven-day notice on withdrawals between \$10 million and \$25 million, and a 30-day notice for amounts exceeding \$25 million. The Treasurer also reserves the right to work with any agency on the timing of a withdrawal exceeding \$10 million if that withdrawal might affect the stability or predictability of cash flow in the County Treasury. The Treasurer may refuse any withdrawal above \$25 million which may negatively impact the stability and predictability of cash flow in the County Treasury. The Treasurer may reduce or waive the required notice.

21.0 REPORTING

The Treasurer shall provide a monthly report to the Board, County Administrator, County Auditor-Controller, and the Committee itemizing all Treasury investments by investment type, institution, date of maturity, amount of investment, rate of interest, and current market value. Securities will be valued based on information from ~~either~~ the trustee, broker, ~~the Wall Street Journal~~ custodian, or other sources approved by the Treasurer. The market value for bank deposits, Certificates of Deposit, Repurchase Agreements of less than 30 days, LAIF, and Joint Powers Authority Programs will be at cost. The report will include the weighted average maturity of the investments in the Treasury Pool, and a statement denoting the ability of the local agency to meet its expenditure requirements for the next six months.

22.0 COUNTY TREASURY OVERSIGHT COMMITTEE

The Committee will review and monitor the Investment Policy on an annual basis. The Committee shall require an annual audit to be conducted to determine the County Treasury's compliance with the law and the Investment Policy.

The Committee shall not direct individual investment decisions, select individual investment advisors, brokers, dealers, or impinge on the day-to-day operations of the County Treasury.

A member may not be employed by an entity that has contributed to the campaign of a candidate for the office of local Treasurer or contributed to the campaign of a candidate to be a member of a legislative body of any local agency that has deposited funds in the County Treasury, in the previous three years or during the period that the employee is a member of the Committee (Government Code Section 27132.1).

A member may not directly or indirectly raise money for a candidate for local Treasurer or a member of the governing board of any local agency that has deposited funds in the County Treasury while a member of the Committee (Government Code Section 27132.2).

A member may not secure employment with, or be employed by, bond underwriters, bond counsel, security brokerages or dealers, or financial services firms, with whom the Treasurer is doing business during the period that the person is a member of the Committee or for one year after leaving the Committee (Government Code Section 27132.3).

Committee meetings shall be open to the public and subject to the Ralph M. Brown Act.

23.0 INDEMNIFICATION

The standard of care to be used by the County’s officers or employees in all investment transactions shall be the Prudent Investor Standard (Government Code Section 53600.3), which is expanded as follows:

When investing, reinvesting, purchasing, acquiring, exchanging, selling, or managing public funds, a trustee shall act with care, skill, prudence, and diligence under the circumstances then prevailing, including, but not limited to the general economic conditions and the anticipated needs of the agency, that a prudent person acting in a like capacity and familiar with such matters would use in the conduct of funds of a like character and with like aims, to safeguard the principal and maintain the liquidity needs of the agency. Within the limitations of this section and considering individual investments as part of an overall strategy, investments may be acquired as authorized by law.

The above criteria are established as the standard for professional responsibility and shall be applied in the context of managing the Investment Pool. Investment officers acting in accordance with the Investment Policy shall be relieved of personal responsibility for an individual ~~security's~~ security's credit risk or market price changes, provided that deviations from expectations are reported in a timely fashion, and appropriate action is taken to control adverse developments.

24.0 ETHICS AND CONFLICT OF INTEREST

No officer, employee, or member of the Committee may directly or indirectly accept or solicit from any person, corporation, or group having a business relationship with the Treasurer or Treasury-related functions, any rebate, kickback, or anything of an economic value as a gift, gratuity, or honoraria.

No officer or employee of the Treasurer shall, outside of working hours, engage in any profession, trade, business, or occupation, which is incompatible or involves a conflict of interest with his/her duties as a County officer or employee.

Investment officials shall refrain from personal business activity that may conflict with proper execution and management of the Investment Policy and the investment program or which could impair their ability to make impartial decisions. Investment officials must provide public disclosure required under Government Code Section 87203, et seq.

The Treasurer and designated employees must annually file a Form 700 (Statement of Economic Interest) in accordance with the County's Conflict-of-Interest Code.

25.0 BUSINESS CONTINUITY PLAN

In the event the Treasurer or authorized staff is unable to conduct normal business operations, the Treasurer has an agreement with the custody bank for a daily sweep of surplus funds into an interest-bearing account as well as the ability to transfer additional funds to money market and liquid accounts until normal operations are restored. Treasurer-imposed restrictions pertaining to investment type, investment amount, and investment percentages, as stated in the Investment Policy, will be temporarily suspended to allow for continued operations.

GLOSSARY

Accrued Interest: The amount of interest that is earned but unpaid (not yet received) since the last interest payment date.

Banker's Acceptance (BA): A highly-liquid draft or bill of exchange accepted by a bank or trust company. The accepting institution guarantees payment of the bill, as well as the issuer.

Broker: A broker brings buyers and sellers together for a transaction for which the broker receives a commission.

Certificate of Deposit (CD): A time deposit with a specific maturity evidenced by a certificate. Large denomination CDs may be marketable.

Collateral: Securities or cash pledged by a borrower to secure repayment of a loan or repurchase agreement. Also, securities pledged by a financial institution to secure deposits of public monies.

Commercial Paper (CP): The short-term unsecured debt of corporations.

Credit Risk: The risk that principal and/or interest on an investment will not be paid in a timely manner due to changes in the condition of the issuer.

Custodian: A bank or other financial institution that keeps custody of stock certificates and other assets.

Dealer: A dealer, as opposed to a broker, acts as a principal in security transactions buying and selling securities for his own account.

Discount Note: Non-interest bearing money market instruments that are issued at a discount and redeemed at maturity for full face value.

Diversification: Dividing investment funds among a variety of securities offering independent returns to avoid excessive exposure to any one source of risk.

Government Sponsored Enterprise (GSE): A type of financial services corporation created by the Federal Government to facilitate borrowing in specific sectors. GSE bonds carry the implicit backing of the Federal Government.

Interest: The amount earned while owning a debt security and generally calculated as a percentage of the principal amount.

Internal Controls: Rules and procedures designed to ensure the integrity of financial and accounting information, accountability, and that the assets of the entity are protected from loss, theft, or misuse. The internal control structure is designed to provide reasonable assurance that these objectives are met.

Investment Policy: A concise and clear statement of the objectives and parameters formulated by an investor or investment manager for a portfolio of investment securities.

Investment Pool: A portfolio of investments securities with ~~funds~~ combined funds from more than one entity.

Joint Powers Agreements (JPA): Entities created under Government Code Section 6509.7 that allow two or more public agencies to jointly exercise common powers and issue shares of beneficial interest to the participating public agencies and may invest in securities and obligations as described by subdivision (p) of Government Code Section 53601.

Liquidity: The speed and ease with which an asset can be converted to cash without substantial loss of value.

Local Agency: County, city, city & county, including a chartered city or county, school district, community college district, public district, county board of education, county superintendent of schools, or any public or municipal corporation.

Local Agency Investment Fund (LAIF): The LAIF is an investment alternative for California's local government and special districts authorized under Government Code Sections 16429.1. The LAIF is managed by the State Treasurer's Office, with oversight by the Local Agency Investment Advisory Board. All securities in LAIF are purchased under the authority of Government Code Sections 16430 and 16480.4. The State Treasurer's Office receives all securities on a delivery versus payment basis using a third-party custodian. All securities are purchased at market, with market valuation conducted monthly.

Market Value: The price at which a security can be traded.

Master Repurchase Agreement: A written contract covering all future transactions between the parties to repurchase or reverse repurchase agreements that establishes each party's rights in the transactions. A master agreement will often specify, among other things, the right of the buyer-lender to liquidate the underlying securities in the event of default by the seller-borrower.

Maturity: The final date upon which the principal or stated value of a security becomes due and payable.

Medium Term Notes (MTN): Debt securities issued by a corporation or depository institution with a maturity ranging from nine months to five years. The term "medium-term notes" refers to the time it takes for an obligation to mature and includes other corporate debt securities originally issued for maturities longer than five years, but which have now fallen within the five year maturity range. MTNs issued by banks are also called "bank notes."

Money Market: The market in which short-term debt instruments (Treasury Bills, discount notes, commercial paper, and banker's acceptances) are issued and traded.

Mutual Funds: An investment company that pools money and can invest in a variety of securities, including fixed-income securities and money market instruments.

Nationally Recognized Statistical Rating Organization (NRSRO): Firms that review the creditworthiness of the issuers of debt securities, and express their opinion in the form of letter ratings (e.g. AAA, AA, A, BBB, etc.) The primary rating agencies include Standard & Poor's Corporation, Moody's Investor Services, Inc., and Fitch Investors Service.

Par: The amount of principal that must be paid at maturity. Also referred to as the face amount of a bond.

Price: The amount of monetary consideration required by a willing seller and a willing buyer to sell an investment on a particular date.

Prudent Investor Standard: A standard of responsibility which applies to fiduciaries. In California, the rule is stated as "Investments shall be managed with the care, skill, prudence and diligence, under the circumstances then prevailing, that a prudent person, acting in a like capacity and familiar with such matters, would use in the conduct of an enterprise of like character and with like aims to accomplish similar purposes."

Principal: The face value or par value of an investment.

Rate of Return: The yield obtainable on a security based on its purchase price or its current market price. This may be the amortized yield to maturity on the bond or the current income return.

Rating: Various alphabetical and numerical designations used by institutional investors, Wall Street underwriters, and commercial rating companies use to give relative indications of bond and note creditworthiness.

Repurchase Agreement (RP or REPO): The purchase of securities, on a temporary basis, with the seller's simultaneous agreement to repurchase the securities at a later date at a specified price that includes interest for the buyer's holding period. In essence, this is a collateralized investment whereby the security "buyer" lends the "seller" money for the period of the agreement.

Risk: The uncertainty of maintaining the principal or interest associated with an investment due to a variety of factors.

Rule G-37 of the Municipal Securities Rulemaking Board: Federal regulations to sever any connection between the making of political contributions and the awarding of municipal securities business.

Safekeeping: A service to bank customers whereby securities are held for protection by the bank or third-party in the customer's name.

Safety: In the context of investing public funds, safety relates to the preservation of principal of an investment in an investment portfolio; local agencies address the concerns of safety by controlling exposure to risks.

Supranational: An entity that is formed by two or more central governments with the purpose of promoting economic development for the member countries. Examples include the International Bank for Reconstruction and Development, International Finance Corporation, and the Inter-American Development Bank.

Swap: A swap is any financial transaction that involves the simultaneous purchase of a security and the sale of another for the purpose of enhancing an investor's portfolio. Swap transactions of interest to California public investors include portfolio swaps and interest rate swaps.

Tax and Revenue Anticipation Notes (TRANs): Notes issued in anticipation of receiving tax proceeds or other revenues at a future date.

Treasury Bills: Non-interest-bearing discount securities with maturities under one year issued by the U.S. Treasury to finance the national debt.

Treasury Bonds: Interest-bearing obligations issued by the U.S. Treasury with maturities that range from 10 to 30 years from date of issue.

Treasury Notes: Interest-bearing obligations of the U.S. Treasury with maturities ranging from two to 10 years from date of issue.

U.S. Government Agency Securities: Government sponsored obligations, participation, or other instruments, including those issued by or fully guaranteed as to principal and interest by federal agencies or U.S. government-sponsored enterprises.

U.S. Treasury Securities: Securities issued by the U.S. Treasury and backed by the full faith and credit of the U.S. Treasuries are considered to have no credit risk and are the benchmark for interest rates on all other securities in the U.S. and overseas. The U.S. Treasury issues both discounted securities and fixed coupon notes and bonds.

Weighted Average Maturity (WAM): The average time to maturity of all ~~the~~ securities that comprise a portfolio that based on the value of each security. WAM is typically expressed in days or years.

Yield: The annual rate of return on a debt investment computed as though held to maturity expressed in percentages.

TREASURY OVERSIGHT COMMITTEE COMPLIANCE QUESTIONNAIRE

Please place a checkmark in the box to confirm that you are either in compliance or not in compliance with the California Government Code Sections below. If you are not in compliance, please explain in the space provided.

- 1. Section 27132.1 – An Oversight Committee member may not be employed by an entity that has contributed to the campaign of a candidate for the office of County Treasurer-Tax Collector or contributed to the campaign of a candidate to be a member of a legislative body of any local agency that has deposited funds in the county treasury in the previous three years or during the period that the employee is a member of the Oversight Committee.

In Compliance Not In Compliance

- 2. Section 27132.2 – An Oversight Committee member may not directly or indirectly raise money for a candidate for County Treasurer-Tax Collector or a member of the governing board of any local agency that has deposited funds in the county treasury while a member of the Oversight Committee.

In Compliance Not In Compliance

- 3. Section 27132.3 – An Oversight Committee member may not secure employment with, or be employed by, bond underwriters, bond counsel, security brokerages or dealers, or with financial services firms during the period that the person is a member of the committee or for one year after leaving the Oversight Committee.

In Compliance Not In Compliance

- 4. Section 27137 – An Oversight Committee member shall not direct individual investment decisions, select individual investment advisors, brokers, or dealers or impinge on the day to day operations of the County Treasurer-Tax Collector.

In Compliance Not In Compliance

The answers to the foregoing questions are correctly stated to the best of my knowledge and belief.

Signature: _____

Printed Name: _____

Date: _____