



STATEMENT OF VOTES CAST

March 3, 2020 Presidential Primary Election

Board of Supervisors

Katherine M. Miller, Chair
Second District

Miguel Villapudua, *First District*

Tom Patti, *Third District*

Chuck Winn, *Fourth District*

Bob Elliott, *Fifth District*



Prepared and Certified by the Office of the Registrar of Voters
Melinda Dubroff, *San Joaquin County Registrar of Voters*

CERTIFICATION OF THE STATEMENT OF VOTES CAST

IN THE PRESIDENTIAL PRIMARY ELECTION

HELD ON TUESDAY, MARCH 3, 2020


IN SAN JOAQUIN COUNTY

STATE OF CALIFORNIA
COUNTY OF SAN JOAQUIN } ss.

I, Melinda Dubroff, Registrar of Voters for the County of San Joaquin, do hereby certify the following to be a true and correct Statement of the Votes Cast for the Presidential Primary Election held on Tuesday, March 3, 2020, for the Federal, State and local contests set forth, as determined by the official canvass of said election.

I hereby set my hand and official seal this 5th day of April, 2020, at the County of San Joaquin.




Melinda Dubroff, Registrar of Voters
County of San Joaquin
State of California

CERTIFICATION OF THE RESULTS OF THE CANVASS

OF THE PRESIDENTIAL PRIMARY ELECTION


HELD ON TUESDAY, MARCH 3, 2020
IN SAN JOAQUIN COUNTY

STATE OF CALIFORNIA
COUNTY OF SAN JOAQUIN } ss.

I, Melinda Dubroff, Registrar of Voters for the County of San Joaquin, State of California, do hereby certify that, in pursuance to the provisions of Elections Code Section 15300, et seq., I did canvass the results of the votes cast in the Presidential Primary Election held in said County on March 3, 2020, for measures and contests that were submitted to the vote of the voters, and that the Statement of Votes Cast, to which this certificate is attached, is full, true and correct

I hereby set my hand and official seal this 5th day of April, 2020, at the County of San Joaquin.




Melinda Dubroff, Registrar of Voters
County of San Joaquin
State of California

HELP AMERICA VOTE ACT OF 2002

CERTIFICATION OF THE ELECTIONS OFFICIAL

OF THE PRESIDENTIAL PRIMARY ELECTION

HELD ON TUESDAY, MARCH 3, 2020


IN SAN JOAQUIN COUNTY

STATE OF CALIFORNIA
COUNTY OF SAN JOAQUIN } ss.

Pursuant to the statewide voter registration list requirements set forth in the Help America Vote Act of 2002 (HAVA) (Pub. L. No. 107-252 (2002) 116 Stat. 1666, 42 U.S.C. §15483, 52 U.S.C. §21083), I, Melinda Dubroff, Registrar of Voters for the County of San Joaquin, State of California, hereby certify that I complied with all provisions of Chapter 2 of Division 7 of Title 2 of the California Code of Regulations for the Federal election held on Tuesday, March 3, 2020, in the County of San Joaquin, State of California and all elections consolidated therewith.

I hereby set my hand and official seal this 5th day of April, 2020, at the County of San Joaquin.




Melinda Dubroff, Registrar of Voters
County of San Joaquin
State of California

COUNTY OF SAN JOAQUIN
PRESIDENTIAL PRIMARY ELECTION
TUESDAY, MARCH 3, 2020

TABLE OF CONTENTS

SUMMARY REPORTS	PAGE NUMBER
Final Official Results – Cumulative Report	S-1
Turnout by Precinct	S-13
 PRECINCT RESULTS BY CONTEST	 P-1 through P-472
 PARTY-NOMINATED OFFICES	
Presidential Preference	
American Independent	P-1
Democratic	P-24
Libertarian	P-93
Peace and Freedom	P-139
Green	P-162
Republican	P-185
County Central Committee	
Democratic, District 1	P-208
Democratic, District 2	P-218
Democratic, District 4	P-228
Democratic, District 5	P-242
 VOTER-NOMINATED OFFICES	
Federal	
United States Representative, District 9	P-249
United States Representative, District 10	P-270
 State	
State Senate, District 5	P-280
State Assembly, District 13	P-303
State Assembly, District 9	P-320
State Assembly, District 12	P-325

TABLE OF CONTENTS (Continued)

NONPARTISAN OFFICES	PAGE NUMBER
Judicial	
Judge of the Superior Court Office Number 7	P-340
School	
County Board of Education, Trustee Area 3	P-363
County Board of Education, Trustee Area 4	P-373
County Board of Supervisors	
District 1	P-383
District 3	P-393
District 5	P-403
City	
Stockton Mayor	P-410
Stockton City Council, District 2	P-420
Stockton City Council, District 6	P-425
 STATEWIDE PROPOSITION	
Proposition 13	P-430
 LOCAL MEASURES	
Measure R, Manteca Unified School District	P-453
Measure S, City of Escalon	P-463
Measure Q, Clements Rural Fire Protection District	P-468
 WRITE-IN REPORTS	
Write-in Status Cumulative Report	W-1
Write-in Results by Precinct	W-13
 REFERENCE DOCUMENTS	
List of Polling Places	R-1
List of Mail Ballot Precincts	R-11
Regular Precinct to Voting Precinct	R-14
Cross-Reference	
District to Precinct Cross-Reference	R-34
Certification of the Post-Election Manual Tally	R-145
Results of the Post-Election Manual Tally	R-146

Final Official Results Cumulative Report

03032020-OFFICIAL-COUNT

Run Time 5:21 PM
Run Date 04/05/2020

COUNTY OF SAN JOAQUIN

PRESIDENTIAL PRIMARY ELECTION

3/3/2020

Page 1

Official Results

Registered Voters

150482 of 326278 = 46.12%

Precincts Reporting

377 of 377 = 100.00%

Paper Sheets Counted

300,645

PRESIDENTIAL PREFERENCE - American Independent - Vote for One (1)

Precincts			Voters		
Counted	Total	Percent	Ballots	Registered	Percent
377	377	100.00%	4,227	10,222	41.35%

Choice	Party	Vote-by-Mail		Election Day		Provisional		Total	
PHIL COLLINS		241	11.29%	69	18.06%	62	18.13%	372	13.01%
ROQUE "ROCKY" DE LA FUENTE		158	7.40%	50	13.09%	40	11.70%	248	8.67%
CHARLES KRAUT		133	6.23%	21	5.50%	20	5.85%	174	6.09%
J.R. MYERS		113	5.29%	28	7.33%	34	9.94%	175	6.12%
DON BLANKENSHIP		164	7.68%	29	7.59%	31	9.06%	224	7.83%
UNCERTIFIED (W)		1,326	62.11%	185	48.43%	155	45.32%	1,666	58.27%
Cast Votes:		2,135	100.00%	382	100.00%	342	100.00%	2,859	100.00%

Final Official Results Cumulative Report

03032020-OFFICIAL-COUNT

Run Time 5:21 PM
Run Date 04/05/2020

COUNTY OF SAN JOAQUIN

PRESIDENTIAL PRIMARY ELECTION

3/3/2020

Page 2

Official Results

Registered Voters

150482 of 326278 = 46.12%

Precincts Reporting

377 of 377 = 100.00%

Paper Sheets Counted

300,645

PRESIDENTIAL PREFERENCE - Democratic - Vote for One (1)

Precincts			Voters		
Counted	Total	Percent	Ballots	Registered	Percent
377	377	100.00%	77,703	140,884	55.15%

Choice	Party	Vote-by-Mail		Election Day		Provisional		Total	
JULIÁN CASTRO		212	0.39%	31	0.25%	48	0.53%	291	0.38%
MICHAEL A. ELLINGER		40	0.07%	7	0.06%	6	0.07%	53	0.07%
ELIZABETH WARREN		3,805	6.92%	854	6.88%	493	5.41%	5,152	6.74%
MARIANNE WILLIAMSON		65	0.12%	14	0.11%	4	0.04%	83	0.11%
ANDREW YANG		475	0.86%	48	0.39%	43	0.47%	566	0.74%
ROQUE "ROCKY" DE LA FUENTE III		65	0.12%	18	0.14%	13	0.14%	96	0.13%
JOHN K. DELANEY		42	0.08%	7	0.06%	5	0.05%	54	0.07%
AMY KLOBUCHAR		1,281	2.33%	38	0.31%	23	0.25%	1,342	1.75%
BERNIE SANDERS		17,200	31.30%	4,136	33.31%	4,123	45.24%	25,459	33.29%
JOE SESTAK		54	0.10%	13	0.10%	4	0.04%	71	0.09%
TOM STEYER		2,021	3.68%	102	0.82%	87	0.95%	2,210	2.89%
DEVAL PATRICK		54	0.10%	7	0.06%	4	0.04%	65	0.08%
MICHAEL BENNET		232	0.42%	44	0.35%	54	0.59%	330	0.43%
MICHAEL R. BLOOMBERG		9,632	17.53%	1,428	11.50%	988	10.84%	12,048	15.75%
MOSIE BOYD		32	0.06%	3	0.02%	4	0.04%	39	0.05%
CORY BOOKER		92	0.17%	11	0.09%	12	0.13%	115	0.15%
PETE BUTTIGIEG		2,946	5.36%	67	0.54%	63	0.69%	3,076	4.02%
JOSEPH R. BIDEN		15,557	28.31%	5,376	43.29%	3,020	33.14%	23,953	31.32%
TULSI GABBARD		438	0.80%	91	0.73%	55	0.60%	584	0.76%
MARK STEWART GREENSTEIN		34	0.06%	7	0.06%	6	0.07%	47	0.06%
UNCERTIFIED (W)		678	1.23%	116	0.93%	58	0.64%	852	1.11%
Cast Votes:		54,955	100.00%	12,418	100.00%	9,113	100.00%	76,486	100.00%

Final Official Results Cumulative Report

03032020-OFFICIAL-COUNT

Run Time 5:21 PM
Run Date 04/05/2020

COUNTY OF SAN JOAQUIN

PRESIDENTIAL PRIMARY ELECTION

3/3/2020

Page 3

Official Results

Registered Voters

150482 of 326278 = 46.12%

Precincts Reporting

377 of 377 = 100.00%

Paper Sheets Counted

300,645

PRESIDENTIAL PREFERENCE - Libertarian - Vote for One (1)

Precincts			Voters		
Counted	Total	Percent	Ballots	Registered	Percent
377	377	100.00%	1,005	2,767	36.32%

Choice	Party	Vote-by-Mail		Election Day		Provisional		Total	
KEN ARMSTRONG		28	5.22%	11	8.27%	9	8.57%	48	6.20%
MAX ABRAMSON		18	3.36%	4	3.01%	7	6.67%	29	3.75%
SAM ROBB		19	3.54%	4	3.01%	1	0.95%	24	3.10%
KIM RUFF		31	5.78%	9	6.77%	5	4.76%	45	5.81%
STEVEN A RICHEY		8	1.49%	3	2.26%	2	1.90%	13	1.68%
JACOB HORNBERGER		52	9.70%	8	6.02%	2	1.90%	62	8.01%
SOURAYA FAAS		12	2.24%	5	3.76%	3	2.86%	20	2.58%
KEENAN WALLACE DUNHAM		5	0.93%	2	1.50%	1	0.95%	8	1.03%
ADAM KOKESH		24	4.48%	11	8.27%	8	7.62%	43	5.56%
VERMIN SUPREME		31	5.78%	13	9.77%	5	4.76%	49	6.33%
JO JORGENSEN		46	8.58%	9	6.77%	3	2.86%	58	7.49%
DAN BEHRMAN		28	5.22%	6	4.51%	6	5.71%	40	5.17%
ERIK CHASE GERHARDT		17	3.17%	8	6.02%	9	8.57%	34	4.39%
UNCERTIFIED (W)		217	40.49%	40	30.08%	44	41.90%	301	38.89%
Cast Votes:		536	100.00%	133	100.00%	105	100.00%	774	100.00%

PRESIDENTIAL PREFERENCE - Peace and Freedom - Vote for One (1)

Precincts			Voters		
Counted	Total	Percent	Ballots	Registered	Percent
377	377	100.00%	212	1,588	13.35%

Choice	Party	Vote-by-Mail		Election Day		Provisional		Total	
HOWIE HAWKINS		29	23.20%	5	20.00%	6	24.00%	40	22.86%
GLORIA LA RIVA		53	42.40%	9	36.00%	11	44.00%	73	41.71%
UNCERTIFIED (W)		43	34.40%	11	44.00%	8	32.00%	62	35.43%
Cast Votes:		125	100.00%	25	100.00%	25	100.00%	175	100.00%

Final Official Results Cumulative Report

03032020-OFFICIAL-COUNT

Run Time 5:21 PM
Run Date 04/05/2020

COUNTY OF SAN JOAQUIN

PRESIDENTIAL PRIMARY ELECTION

3/3/2020

Page 4

Official Results

Registered Voters

150482 of 326278 = 46.12%

Precincts Reporting

377 of 377 = 100.00%

Paper Sheets Counted

300,645

PRESIDENTIAL CANDIDATE PREFERENCE - Green - Vote for a candidate.

Precincts			Voters		
Counted	Total	Percent	Ballots	Registered	Percent
377	377	100.00%	243	868	28.00%

Choice	Party	Vote-by-Mail		Election Day		Provisional		Total	
DAVID ROLDE		6	3.92%	0	0.00%	0	0.00%	6	3.02%
HOWIE HAWKINS		28	18.30%	4	14.29%	5	27.78%	37	18.59%
DARIO HUNTER		22	14.38%	9	32.14%	6	33.33%	37	18.59%
DENNIS LAMBERT		19	12.42%	7	25.00%	2	11.11%	28	14.07%
SEDINAM MOYOWASIFZA-CURRY		22	14.38%	0	0.00%	2	11.11%	24	12.06%
UNCERTIFIED (W)		56	36.60%	8	28.57%	3	16.67%	67	33.67%
Cast Votes:		153	100.00%	28	100.00%	18	100.00%	199	100.00%

PRESIDENTIAL PREFERENCE - Republican - Vote for One (1)

Precincts			Voters		
Counted	Total	Percent	Ballots	Registered	Percent
377	377	100.00%	55,401	94,401	58.69%

Choice	Party	Vote-by-Mail		Election Day		Provisional		Total	
ROBERT ARDINI		178	0.43%	35	0.44%	8	0.20%	221	0.41%
JOE WALSH		953	2.29%	189	2.39%	71	1.76%	1,213	2.27%
BILL WELD		700	1.69%	122	1.54%	35	0.87%	857	1.60%
ROQUE "ROCKY" DE LA FUENTE		263	0.63%	68	0.86%	33	0.82%	364	0.68%
MATTHEW JOHN MATERN		294	0.71%	49	0.62%	13	0.32%	356	0.67%
ZOLTAN G. ISTVAN		123	0.30%	32	0.40%	10	0.25%	165	0.31%
DONALD J. TRUMP		38,200	91.96%	7,272	91.83%	3,808	94.49%	49,280	92.13%
UNCERTIFIED (W)		828	1.99%	152	1.92%	52	1.29%	1,032	1.93%
Cast Votes:		41,539	100.00%	7,919	100.00%	4,030	100.00%	53,488	100.00%

Final Official Results Cumulative Report

03032020-OFFICIAL-COUNT

Run Time 5:21 PM
Run Date 04/05/2020

COUNTY OF SAN JOAQUIN

PRESIDENTIAL PRIMARY ELECTION

3/3/2020

Page 5

Official Results

Registered Voters

150482 of 326278 = 46.12%

Precincts Reporting

377 of 377 = 100.00%

Paper Sheets Counted

300,645

MEMBERS OF THE COUNTY CENTRAL COMMITTEE DISTRICT 1 - Democratic - Vote for no more than Four (4)

Precincts			Voters		
Counted	Total	Percent	Ballots	Registered	Percent
69	69	100.00%	11,819	27,538	42.92%

Choice	Party	Vote-by-Mail		Election Day		Provisional		Total	
DESTINY RIVAS		4,428	26.28%	910	29.42%	689	29.03%	6,027	27.01%
GINA CASTILLANO		3,793	22.51%	693	22.41%	533	22.46%	5,019	22.49%
AJ HURFORD		1,194	7.09%	228	7.37%	136	5.73%	1,558	6.98%
RICHARD SLEZAK		1,662	9.87%	275	8.89%	213	8.98%	2,150	9.64%
LUPE SMITH		2,145	12.73%	346	11.19%	310	13.06%	2,801	12.55%
DOROTHY M. TAYLOR		3,585	21.28%	634	20.50%	485	20.44%	4,704	21.08%
UNCERTIFIED (W)		40	0.24%	7	0.23%	7	0.29%	54	0.24%
Cast Votes:		16,847	100.00%	3,093	100.00%	2,373	100.00%	22,313	100.00%

MEMBERS OF THE COUNTY CENTRAL COMMITTEE DISTRICT 2 - Democratic - Vote for no more than Five (5)

Precincts			Voters		
Counted	Total	Percent	Ballots	Registered	Percent
61	61	100.00%	14,939	30,192	49.48%

Choice	Party	Vote-by-Mail		Election Day		Provisional		Total	
SUSAN MARY ARNETT		2,694	10.14%	482	10.33%	294	10.21%	3,470	10.17%
CAMILLE ZAPATA		4,998	18.81%	902	19.32%	664	23.06%	6,564	19.24%
CHERYL RENEE ELLIOTT		3,180	11.97%	534	11.44%	267	9.27%	3,981	11.67%
SABRINA FLORES-ENG		4,006	15.08%	698	14.95%	544	18.89%	5,248	15.38%
JENNIE MONTOYA		4,004	15.07%	706	15.12%	349	12.12%	5,059	14.83%
MARIA L. PATTERSON		3,457	13.01%	578	12.38%	269	9.34%	4,304	12.62%
THERESA BREAKFIELD		4,144	15.60%	752	16.11%	487	16.91%	5,383	15.78%
UNCERTIFIED (W)		82	0.31%	16	0.34%	6	0.21%	104	0.30%
Cast Votes:		26,565	100.00%	4,668	100.00%	2,880	100.00%	34,113	100.00%

Final Official Results Cumulative Report

03032020-OFFICIAL-COUNT

Run Time 5:21 PM
Run Date 04/05/2020

COUNTY OF SAN JOAQUIN

PRESIDENTIAL PRIMARY ELECTION

3/3/2020

Page 6

Official Results

Registered Voters

150482 of 326278 = 46.12%

Precincts Reporting

377 of 377 = 100.00%

Paper Sheets Counted

300,645

MEMBERS OF THE COUNTY CENTRAL COMMITTEE DISTRICT 4 - Democratic - Vote for no more than Three (3)

Precincts			Voters		
Counted	Total	Percent	Ballots	Registered	Percent
80	80	100.00%	12,451	20,167	61.74%

Choice	Party	Vote-by-Mail		Election Day		Provisional		Total	
MIKEY HOTH		2,317	15.16%	381	13.66%	231	16.02%	2,929	15.01%
CHARLES "CHUCK" WALKER		3,081	20.16%	549	19.68%	231	16.02%	3,861	19.79%
MARY "MARGEUX" WEBB		4,036	26.42%	703	25.20%	331	22.95%	5,070	25.99%
FRED DANIELSON		2,228	14.58%	366	13.12%	164	11.37%	2,758	14.14%
RICHARD BLACKSTON		3,586	23.47%	787	28.21%	474	32.87%	4,847	24.84%
UNCERTIFIED (W)		31	0.20%	4	0.14%	11	0.76%	46	0.24%
Cast Votes:		15,279	100.00%	2,790	100.00%	1,442	100.00%	19,511	100.00%

MEMBERS OF THE COUNTY CENTRAL COMMITTEE DISTRICT 5 - Democratic - Vote for no more than Six (6)

Precincts			Voters		
Counted	Total	Percent	Ballots	Registered	Percent
93	93	100.00%	17,682	32,480	54.44%

Choice	Party	Vote-by-Mail		Election Day		Provisional		Total	
WAYNE ADLER		4,846	12.65%	901	12.91%	559	13.04%	6,306	12.72%
MANUEL ZAPATA		4,918	12.84%	1,045	14.97%	682	15.91%	6,645	13.40%
ROBIN M. COLE		3,985	10.40%	733	10.50%	443	10.33%	5,161	10.41%
HENRY COLE		3,806	9.94%	663	9.50%	401	9.35%	4,870	9.82%
ALYCE V. EVERSOLE		5,009	13.08%	851	12.19%	606	14.14%	6,466	13.04%
BOB G EVERSOLE		5,315	13.88%	952	13.64%	612	14.28%	6,879	13.88%
DOTTY NYGARD		5,193	13.56%	908	13.01%	457	10.66%	6,558	13.23%
BARBARA SASSO		5,157	13.46%	912	13.07%	518	12.08%	6,587	13.29%
UNCERTIFIED (W)		77	0.20%	14	0.20%	9	0.21%	100	0.20%
Cast Votes:		38,306	100.00%	6,979	100.00%	4,287	100.00%	49,572	100.00%

Final Official Results Cumulative Report

03032020-OFFICIAL-COUNT

Run Time 5:21 PM
Run Date 04/05/2020

COUNTY OF SAN JOAQUIN

PRESIDENTIAL PRIMARY ELECTION

3/3/2020

Page 7

Official Results

Registered Voters

150482 of 326278 = 46.12%

Precincts Reporting

377 of 377 = 100.00%

Paper Sheets Counted

300,645

CONGRESSIONAL DISTRICT 9 - NonPartisan - Vote for One (1)

Precincts			Voters		
Counted	Total	Percent	Ballots	Registered	Percent
269	269	100.00%	102,068	225,497	45.26%

Choice	Party	Vote-by-Mail		Election Day		Provisional		Total	
ANTONIO C. 'TONY' AMADOR		26,114	35.26%	5,007	34.13%	2,904	29.59%	34,025	34.53%
WILLIAM MARTINEK		6,872	9.28%	1,178	8.03%	787	8.02%	8,837	8.97%
JERRY MCNERNEY		40,939	55.28%	8,466	57.71%	6,104	62.20%	55,509	56.33%
CRYSTAL SAWYER WHITE (W)		14	0.02%	1	0.01%	1	0.01%	16	0.02%
UNCERTIFIED (W)		116	0.16%	19	0.13%	18	0.18%	153	0.16%
Cast Votes:		74,055	100.00%	14,671	100.00%	9,814	100.00%	98,540	100.00%

CONGRESSIONAL DISTRICT 10 - NonPartisan - Vote for One (1)

Precincts			Voters		
Counted	Total	Percent	Ballots	Registered	Percent
108	108	100.00%	48,414	100,781	48.04%

Choice	Party	Vote-by-Mail		Election Day		Provisional		Total	
JOSH HARDER		15,148	42.10%	2,907	41.25%	1,747	43.25%	19,802	42.07%
TED HOWZE		9,815	27.28%	2,057	29.19%	985	24.39%	12,857	27.31%
BOB ELLIOTT		6,920	19.23%	1,241	17.61%	625	15.47%	8,786	18.67%
MARLA SOUSA LIVENGOOD		1,380	3.84%	318	4.51%	177	4.38%	1,875	3.98%
MICHAEL J. "MIKE" BARKLEY		1,683	4.68%	315	4.47%	305	7.55%	2,303	4.89%
RYAN BLEVINS		1,011	2.81%	204	2.89%	195	4.83%	1,410	3.00%
UNCERTIFIED (W)		26	0.07%	6	0.09%	5	0.12%	37	0.08%
Cast Votes:		35,983	100.00%	7,048	100.00%	4,039	100.00%	47,070	100.00%

SENATE DISTRICT 5 - NonPartisan - Vote for One (1)

Precincts			Voters		
Counted	Total	Percent	Ballots	Registered	Percent
377	377	100.00%	150,482	326,278	46.12%

Choice	Party	Vote-by-Mail		Election Day		Provisional		Total	
JIM RIDENOUR		23,475	21.48%	3,848	17.77%	2,269	16.28%	29,592	20.43%
MANI GREWAL		19,999	18.30%	3,968	18.32%	3,285	23.58%	27,252	18.81%
KATHLEEN A GARCIA		6,608	6.05%	1,259	5.81%	1,050	7.54%	8,917	6.16%
SUSAN TALAMANTES EGGMAN		40,287	36.87%	8,252	38.10%	5,301	38.04%	53,840	37.17%
JESÚS ANDRADE		18,778	17.18%	4,312	19.91%	2,007	14.40%	25,097	17.32%
UNCERTIFIED (W)		124	0.11%	19	0.09%	22	0.16%	165	0.11%
Cast Votes:		109,271	100.00%	21,658	100.00%	13,934	100.00%	144,863	100.00%

Final Official Results Cumulative Report

03032020-OFFICIAL-COUNT

Run Time 5:21 PM
Run Date 04/05/2020

COUNTY OF SAN JOAQUIN

PRESIDENTIAL PRIMARY ELECTION

3/3/2020

Page 8

Official Results

Registered Voters

150482 of 326278 = 46.12%

Precincts Reporting

377 of 377 = 100.00%

Paper Sheets Counted

300,645

ASSEMBLY DISTRICT 13 - NonPartisan - Vote for One (1)

Precincts			Voters		
Counted	Total	Percent	Ballots	Registered	Percent
237	237	100.00%	89,344	205,416	43.49%

Choice	Party	Vote-by-Mail		Election Day		Provisional		Total	
CHRISTINA FUGAZI		17,302	30.46%	3,754	31.63%	3,005	35.93%	24,061	31.24%
KATHY MILLER		18,790	33.08%	3,288	27.70%	2,013	24.07%	24,091	31.27%
CARLOS VILLAPUDUA		19,329	34.03%	4,535	38.21%	3,204	38.31%	27,068	35.14%
KHALID JEFFREY JAFRI (W)		155	0.27%	39	0.33%	16	0.19%	210	0.27%
UNCERTIFIED (W)		1,223	2.15%	252	2.12%	126	1.51%	1,601	2.08%
Cast Votes:		56,799	100.00%	11,868	100.00%	8,364	100.00%	77,031	100.00%

ASSEMBLY DISTRICT 9 - NonPartisan - Vote for One (1)

Precincts			Voters		
Counted	Total	Percent	Ballots	Registered	Percent
25	25	100.00%	18,564	35,596	52.15%

Choice	Party	Vote-by-Mail		Election Day		Provisional		Total	
TRACIE STAFFORD		1,880	13.78%	389	15.72%	290	22.15%	2,559	14.68%
ERIC M. RIGARD		7,175	52.58%	1,223	49.43%	581	44.39%	8,979	51.52%
MUSHTAQ A TAHIRKHELI		401	2.94%	86	3.48%	87	6.65%	574	3.29%
JIM COOPER		4,173	30.58%	776	31.37%	350	26.74%	5,299	30.40%
UNCERTIFIED (W)		17	0.12%	0	0.00%	1	0.08%	18	0.10%
Cast Votes:		13,646	100.00%	2,474	100.00%	1,309	100.00%	17,429	100.00%

ASSEMBLY DISTRICT 12 - NonPartisan - Vote for One (1)

Precincts			Voters		
Counted	Total	Percent	Ballots	Registered	Percent
115	115	100.00%	42,574	85,266	49.93%

Choice	Party	Vote-by-Mail		Election Day		Provisional		Total	
HEATH FLORA		19,951	63.71%	3,604	62.68%	1,805	56.04%	25,360	62.95%
PAUL AKINJO		11,334	36.19%	2,138	37.18%	1,408	43.71%	14,880	36.94%
UNCERTIFIED (W)		29	0.09%	8	0.14%	8	0.25%	45	0.11%
Cast Votes:		31,314	100.00%	5,750	100.00%	3,221	100.00%	40,285	100.00%

Final Official Results Cumulative Report

03032020-OFFICIAL-COUNT

Run Time 5:21 PM
Run Date 04/05/2020

COUNTY OF SAN JOAQUIN

PRESIDENTIAL PRIMARY ELECTION

3/3/2020

Page 9

Official Results

Registered Voters

150482 of 326278 = 46.12%

Precincts Reporting

377 of 377 = 100.00%

Paper Sheets Counted

300,645

JUDGE OF THE SUPERIOR COURT OFFICE NO. 7 - NonPartisan - Vote for One (1)

Precincts			Voters		
Counted	Total	Percent	Ballots	Registered	Percent
377	377	100.00%	150,482	326,278	46.12%

Choice	Party	Vote-by-Mail		Election Day		Provisional		Total	
ROBERT T. WATERS		80,335	98.14%	15,507	97.84%	10,390	98.32%	106,232	98.11%
UNCERTIFIED (W)		1,522	1.86%	342	2.16%	178	1.68%	2,042	1.89%
Cast Votes:		81,857	100.00%	15,849	100.00%	10,568	100.00%	108,274	100.00%

COUNTY BOARD OF EDUCATION MEMBER TRUSTEE AREA 3 - NonPartisan - Vote for One (1)

Precincts			Voters		
Counted	Total	Percent	Ballots	Registered	Percent
56	56	100.00%	18,749	49,501	37.88%

Choice	Party	Vote-by-Mail		Election Day		Provisional		Total	
JILL FRITCHEN		3,926	33.45%	782	31.03%	647	34.32%	5,355	33.18%
PETER OTTESEN		4,056	34.56%	856	33.97%	438	23.24%	5,350	33.15%
DOUGLAS VIGIL		3,710	31.61%	862	34.21%	784	41.59%	5,356	33.18%
UNCERTIFIED (W)		44	0.37%	20	0.79%	16	0.85%	80	0.50%
Cast Votes:		11,736	100.00%	2,520	100.00%	1,885	100.00%	16,141	100.00%

COUNTY BOARD OF EDUCATION MEMBER TRUSTEE AREA 4 - NonPartisan - Vote for One (1)

Precincts			Voters		
Counted	Total	Percent	Ballots	Registered	Percent
77	77	100.00%	35,054	72,794	48.16%

Choice	Party	Vote-by-Mail		Election Day		Provisional		Total	
VERN GEBHARDT		12,409	55.88%	2,465	53.66%	1,204	46.78%	16,078	54.73%
JEFF TILTON		9,706	43.70%	2,100	45.71%	1,359	52.80%	13,165	44.82%
UNCERTIFIED (W)		93	0.42%	29	0.63%	11	0.43%	133	0.45%
Cast Votes:		22,208	100.00%	4,594	100.00%	2,574	100.00%	29,376	100.00%

Final Official Results Cumulative Report

03032020-OFFICIAL-COUNT

Run Time 5:21 PM
Run Date 04/05/2020

COUNTY OF SAN JOAQUIN

PRESIDENTIAL PRIMARY ELECTION

3/3/2020

Page 10

Official Results

Registered Voters

150482 of 326278 = 46.12%

Precincts Reporting

377 of 377 = 100.00%

Paper Sheets Counted

300,645

SAN JOAQUIN COUNTY SUPERVISOR DISTRICT 1 - NonPartisan - Vote for One (1)

Precincts			Voters		
Counted	Total	Percent	Ballots	Registered	Percent
69	69	100.00%	17,172	47,573	36.10%

Choice	Party	Vote-by-Mail		Election Day		Provisional		Total	
TERENCE WEST		4,238	37.64%	833	34.55%	600	32.21%	5,671	36.51%
MIGUEL VILLAPUDUA		6,961	61.83%	1,563	64.83%	1,240	66.56%	9,764	62.86%
UNCERTIFIED (W)		59	0.52%	15	0.62%	23	1.23%	97	0.62%
Cast Votes:		11,258	100.00%	2,411	100.00%	1,863	100.00%	15,532	100.00%

SAN JOAQUIN COUNTY SUPERVISOR DISTRICT 3 - NonPartisan - Vote for One (1)

Precincts			Voters		
Counted	Total	Percent	Ballots	Registered	Percent
74	74	100.00%	33,889	71,032	47.71%

Choice	Party	Vote-by-Mail		Election Day		Provisional		Total	
ELBERT H. HOLMAN JR		10,285	44.78%	2,385	49.23%	1,265	47.38%	13,935	45.72%
TOM PATTI		12,604	54.88%	2,445	50.46%	1,392	52.13%	16,441	53.94%
UNCERTIFIED (W)		77	0.34%	15	0.31%	13	0.49%	105	0.34%
Cast Votes:		22,966	100.00%	4,845	100.00%	2,670	100.00%	30,481	100.00%

SAN JOAQUIN COUNTY SUPERVISOR DISTRICT 5 - NonPartisan - Vote for One (1)

Precincts			Voters		
Counted	Total	Percent	Ballots	Registered	Percent
93	93	100.00%	34,060	75,232	45.27%

Choice	Party	Vote-by-Mail		Election Day		Provisional		Total	
RHODESIA RANSOM		6,943	28.98%	1,512	32.00%	877	29.80%	9,332	29.51%
ROBERT RICKMAN		10,291	42.95%	1,938	41.02%	1,096	37.24%	13,325	42.13%
VERONICA VARGAS		4,320	18.03%	825	17.46%	659	22.39%	5,804	18.35%
MATEO MORELOS BEDOLLA		2,339	9.76%	434	9.19%	301	10.23%	3,074	9.72%
UNCERTIFIED (W)		67	0.28%	16	0.34%	10	0.34%	93	0.29%
Cast Votes:		23,960	100.00%	4,725	100.00%	2,943	100.00%	31,628	100.00%

Final Official Results Cumulative Report

03032020-OFFICIAL-COUNT

Run Time 5:21 PM
Run Date 04/05/2020

COUNTY OF SAN JOAQUIN

PRESIDENTIAL PRIMARY ELECTION

3/3/2020

Page 11

Official Results

Registered Voters

150482 of 326278 = 46.12%

Precincts Reporting

377 of 377 = 100.00%

Paper Sheets Counted

300,645

CITY OF STOCKTON MAYOR - NonPartisan - Vote for One (1)

Precincts			Voters		
Counted	Total	Percent	Ballots	Registered	Percent
95	95	100.00%	52,674	124,293	42.38%

Choice	Party	Vote-by-Mail		Election Day		Provisional		Total	
SHELLY HOLLIS		1,220	3.27%	233	2.99%	245	4.46%	1,698	3.36%
RALPH LEE WHITE		1,544	4.14%	346	4.45%	289	5.26%	2,179	4.31%
SHOUA LO		2,108	5.65%	356	4.58%	309	5.63%	2,773	5.48%
KEVIN J LINCOLN II		7,671	20.55%	1,979	25.44%	1,277	23.25%	10,927	21.59%
MOTEC PATRICK SANCHEZ		3,898	10.44%	869	11.17%	756	13.77%	5,523	10.91%
BILL SMITH		4,571	12.24%	751	9.65%	357	6.50%	5,679	11.22%
ANDREW LEE JOHNSON		481	1.29%	101	1.30%	92	1.68%	674	1.33%
MICHAEL TUBBS		15,732	42.14%	3,129	40.22%	2,155	39.24%	21,016	41.53%
UNCERTIFIED (W)		108	0.29%	16	0.21%	12	0.22%	136	0.27%
Cast Votes:		37,333	100.00%	7,780	100.00%	5,492	100.00%	50,605	100.00%

CITY OF STOCKTON MEMBER, CITY COUNCIL DISTRICT 2 - NonPartisan - Vote for One (1)

Precincts			Voters		
Counted	Total	Percent	Ballots	Registered	Percent
14	14	100.00%	8,696	20,491	42.44%

Choice	Party	Vote-by-Mail		Election Day		Provisional		Total	
DAN WRIGHT		3,635	63.06%	663	60.38%	401	51.68%	4,699	61.52%
FERNANDO DUARTE		2,106	36.54%	427	38.89%	370	47.68%	2,903	38.01%
UNCERTIFIED (W)		23	0.40%	8	0.73%	5	0.64%	36	0.47%
Cast Votes:		5,764	100.00%	1,098	100.00%	776	100.00%	7,638	100.00%

CITY OF STOCKTON MEMBER, CITY COUNCIL DISTRICT 6 - NonPartisan - Vote for One (1)

Precincts			Voters		
Counted	Total	Percent	Ballots	Registered	Percent
20	20	100.00%	6,444	18,351	35.12%

Choice	Party	Vote-by-Mail		Election Day		Provisional		Total	
AMANDA J. AANERUD		727	16.98%	136	15.69%	149	21.41%	1,012	17.32%
GLORIA ALLEN		1,107	25.86%	266	30.68%	193	27.73%	1,566	26.80%
KIMBERLY WARMSLEY		1,996	46.62%	374	43.14%	282	40.52%	2,652	45.38%
PATRICIA BARRETT		437	10.21%	87	10.03%	71	10.20%	595	10.18%
UNCERTIFIED (W)		14	0.33%	4	0.46%	1	0.14%	19	0.33%
Cast Votes:		4,281	100.00%	867	100.00%	696	100.00%	5,844	100.00%

Final Official Results Cumulative Report

03032020-OFFICIAL-COUNT

Run Time 5:21 PM
Run Date 04/05/2020

COUNTY OF SAN JOAQUIN

PRESIDENTIAL PRIMARY ELECTION

3/3/2020

Page 12

Official Results

Registered Voters

150482 of 326278 = 46.12%

Precincts Reporting

377 of 377 = 100.00%

Paper Sheets Counted

300,645

PROPOSITION 13 - NonPartisan

Precincts			Voters		
Counted	Total	Percent	Ballots	Registered	Percent
377	377	100.00%	150,482	326,278	46.12%

Choice	Party	Vote-by-Mail		Election Day		Provisional		Total	
YES		39,176	35.61%	7,500	34.34%	6,098	43.40%	52,774	36.17%
NO		70,832	64.39%	14,342	65.66%	7,954	56.60%	93,128	63.83%
Cast Votes:		110,008	100.00%	21,842	100.00%	14,052	100.00%	145,902	100.00%

MANTECA UNIFIED SCHOOL DISTRICT MEASURE R - NonPartisan

Precincts			Voters		
Counted	Total	Percent	Ballots	Registered	Percent
80	80	100.00%	27,095	60,878	44.51%

Choice	Party	Vote-by-Mail		Election Day		Provisional		Total	
BONDS YES		9,874	50.04%	1,810	46.69%	1,440	59.75%	13,124	50.44%
BONDS NO		9,859	49.96%	2,067	53.31%	970	40.25%	12,896	49.56%
Cast Votes:		19,733	100.00%	3,877	100.00%	2,410	100.00%	26,020	100.00%

CITY OF ESCALON MEASURE S - NonPartisan

Precincts			Voters		
Counted	Total	Percent	Ballots	Registered	Percent
3	3	100.00%	2,158	3,967	54.40%

Choice	Party	Vote-by-Mail		Election Day		Provisional		Total	
YES		905	57.50%	198	51.97%	92	56.10%	1,195	56.39%
NO		669	42.50%	183	48.03%	72	43.90%	924	43.61%
Cast Votes:		1,574	100.00%	381	100.00%	164	100.00%	2,119	100.00%

CLEMENTS RURAL FIRE PROTECTION DISTRICT MEASURE Q - NonPartisan

Precincts			Voters		
Counted	Total	Percent	Ballots	Registered	Percent
1	1	100.00%	927	1,458	63.58%

Choice	Party	Vote-by-Mail		Election Day		Provisional		Total	
YES		379	49.87%	60	61.22%	26	50.98%	465	51.16%
NO		381	50.13%	38	38.78%	25	49.02%	444	48.84%
Cast Votes:		760	100.00%	98	100.00%	51	100.00%	909	100.00%

*** End of report ***

**Final Official
Turn-out by Precinct**
03032020-OFFICIAL-COUNT

Run Time 5:46 PM
Run Date 4/5/2020

COUNTY OF SAN JOAQUIN

PRESIDENTIAL PRIMARY ELECTION

3/3/2020

Page 1 of 12

Official results

Registered Voters
150482 of 326278 = 46.12 %

Precincts Reporting
377 of 377 = 100.00 %

Paper Sheets Counted
300645

Precinct Split Name	Reporting Status	Registered Voters	Total Ballots	Turnout %
11101	Reporting	1832	607	33.13 %
11102	Reporting	1613	565	35.03 %
11103	Reporting	2117	623	29.43 %
11105	Reporting	2364	756	31.98 %
11107	Reporting	1876	625	33.32 %
11108	Reporting	2353	616	26.18 %
11109	Reporting	1243	406	32.66 %
11111	Reporting	1255	494	39.36 %
11112	Reporting	2011	599	29.79 %
11114	Reporting	2617	1190	45.47 %
11115	Reporting	1854	660	35.60 %
11117	Reporting	2043	559	27.36 %
11118	Reporting	1779	658	36.99 %
11120	Reporting	2057	670	32.57 %
11124	Reporting	355	142	40.00 %
11127	Reporting	1425	528	37.05 %
11130	Reporting	419	157	37.47 %
11137	Reporting	1700	663	39.00 %
11142	Reporting	2265	873	38.54 %
11149	Reporting	1185	603	50.89 %
11151	Reporting	2376	1004	42.26 %
11166	Reporting	1624	586	36.08 %
11201	Reporting	1395	781	55.99 %
11202	Reporting	1943	994	51.16 %
11203	Reporting	1372	850	61.95 %
11205	Reporting	474	313	66.03 %
11206	Reporting	1194	757	63.40 %
11208	Reporting	1834	715	38.99 %
11209	Reporting	1706	988	57.91 %
11211	Reporting	1479	551	37.25 %
11212	Reporting	632	250	39.56 %
11214	Reporting	2373	715	30.13 %

Final Official
Turn-out by Precinct
03032020-OFFICIAL-COUNT

Run Time 5:46 PM
Run Date 4/5/2020

COUNTY OF SAN JOAQUIN

PRESIDENTIAL PRIMARY ELECTION

3/3/2020

Page 2 of 12

Official results

Registered Voters
150482 of 326278 = 46.12 %

Precincts Reporting
377 of 377 = 100.00 %

Paper Sheets Counted
300645

Precinct Split Name	Reporting Status	Registered Voters	Total Ballots	Turnout %
11215	Reporting	2678	931	34.76 %
11217	Reporting	2062	1265	61.35 %
11218	Reporting	2359	858	36.37 %
11219	Reporting	1086	717	66.02 %
11220	Reporting	1984	951	47.93 %
11221	Reporting	1747	825	47.22 %
11224	Reporting	1523	654	42.94 %
11226	Reporting	1600	642	40.13 %
11227	Reporting	2123	1024	48.23 %
11230	Reporting	575	325	56.52 %
11234	Reporting	2884	1072	37.17 %
11235	Reporting	2076	708	34.10 %
11249	Reporting	2314	874	37.77 %
11253	Reporting	1239	464	37.45 %
11258	Reporting	2301	877	38.11 %
11259	Reporting	523	270	51.63 %
11265	Reporting	874	374	42.79 %
11266	Reporting	1744	650	37.27 %
11270	Reporting	1214	387	31.88 %
11275	Reporting	1988	837	42.10 %
11292	Reporting	954	282	29.56 %
11302	Reporting	2077	896	43.14 %
11303	Reporting	1416	665	46.96 %
11304	Reporting	2480	1426	57.50 %
11305	Reporting	1596	962	60.28 %
11306	Reporting	2441	1183	48.46 %
11307	Reporting	2869	1506	52.49 %
11308	Reporting	1916	985	51.41 %
11309	Reporting	3056	1472	48.17 %
11310	Reporting	824	378	45.87 %
11312	Reporting	2256	1081	47.92 %
11315	Reporting	2763	1224	44.30 %

Final Official
Turn-out by Precinct
03032020-OFFICIAL-COUNT

Run Time 5:46 PM
Run Date 4/5/2020

COUNTY OF SAN JOAQUIN

PRESIDENTIAL PRIMARY ELECTION

3/3/2020

Page 3 of 12

Official results

Registered Voters
150482 of 326278 = 46.12 %

Precincts Reporting
377 of 377 = 100.00 %

Paper Sheets Counted
300645

Precinct Split Name	Reporting Status	Registered Voters	Total Ballots	Turnout %
11316	Reporting	2275	982	43.16 %
11320	Reporting	1384	688	49.71 %
11322	Reporting	1215	427	35.14 %
11323	Reporting	1989	916	46.05 %
11324	Reporting	2547	1256	49.31 %
11333	Reporting	1277	553	43.30 %
33501	Reporting	2448	1045	42.69 %
33502	Reporting	1559	749	48.04 %
33503	Reporting	2676	1195	44.66 %
33504	Reporting	2232	912	40.86 %
33507	Reporting	1394	678	48.64 %
33509	Reporting	2483	1047	42.17 %
33513	Reporting	767	305	39.77 %
33514	Reporting	2002	915	45.70 %
33517	Reporting	1625	731	44.98 %
33520	Reporting	2689	1270	47.23 %
33521	Reporting	1582	734	46.40 %
33524	Reporting	1165	599	51.42 %
33525	Reporting	2691	1200	44.59 %
33527	Reporting	1526	707	46.33 %
33529	Reporting	2322	1097	47.24 %
33530	Reporting	2706	1212	44.79 %
33533	Reporting	2001	918	45.88 %
33540	Reporting	2415	965	39.96 %
33543	Reporting	2759	1354	49.08 %
33546	Reporting	1994	903	45.29 %
42401	Reporting	2071	963	46.50 %
42402	Reporting	1762	1082	61.41 %
42404	Reporting	2685	1250	46.55 %
42405	Reporting	909	433	47.63 %
42406	Reporting	1887	947	50.19 %
42407	Reporting	1354	665	49.11 %

Final Official
Turn-out by Precinct
03032020-OFFICIAL-COUNT

Run Time 5:46 PM
Run Date 4/5/2020

COUNTY OF SAN JOAQUIN

PRESIDENTIAL PRIMARY ELECTION

3/3/2020

Page 4 of 12

Official results

Registered Voters
150482 of 326278 = 46.12 %

Precincts Reporting
377 of 377 = 100.00 %

Paper Sheets Counted
300645

Precinct Split Name	Reporting Status	Registered Voters	Total Ballots	Turnout %
42408	Reporting	1371	674	49.16 %
42411	Reporting	1788	1024	57.27 %
42415	Reporting	2028	1147	56.56 %
42418	Reporting	2456	1298	52.85 %
42422	Reporting	1853	1061	57.26 %
42426	Reporting	2386	1276	53.48 %
42427	Reporting	1574	484	30.75 %
42429	Reporting	1305	544	41.69 %
42432	Reporting	1866	1113	59.65 %
42434	Reporting	1121	477	42.55 %
42439	Reporting	1852	1154	62.31 %
54301	Reporting	1137	549	48.28 %
54302	Reporting	2214	1042	47.06 %
54304	Reporting	2059	942	45.75 %
54305	Reporting	2158	980	45.41 %
54307	Reporting	2494	1074	43.06 %
54310	Reporting	1894	863	45.56 %
54312	Reporting	984	328	33.33 %
54318	Reporting	3188	2311	72.49 %
54320	Reporting	1855	888	47.87 %
54321	Reporting	1444	617	42.73 %
54324	Reporting	1867	930	49.81 %
54501	Reporting	1855	731	39.41 %
54503	Reporting	2661	1146	43.07 %
54504	Reporting	825	352	42.67 %
54505	Reporting	2587	1193	46.12 %
54507	Reporting	1074	494	46.00 %
54509	Reporting	1731	753	43.50 %
54510	Reporting	1334	650	48.73 %
54511	Reporting	1343	629	46.84 %
54514	Reporting	2795	1212	43.36 %
54526	Reporting	754	396	52.52 %

Final Official
Turn-out by Precinct
03032020-OFFICIAL-COUNT

Run Time 5:46 PM
Run Date 4/5/2020

COUNTY OF SAN JOAQUIN

PRESIDENTIAL PRIMARY ELECTION

3/3/2020

Page 5 of 12

Official results

Registered Voters
150482 of 326278 = 46.12 %

Precincts Reporting
377 of 377 = 100.00 %

Paper Sheets Counted
300645

Precinct Split Name	Reporting Status	Registered Voters	Total Ballots	Turnout %
64401	Reporting	1835	1052	57.33 %
64402	Reporting	2132	1106	51.88 %
74401	Reporting	2468	1377	55.79 %
74402	Reporting	1646	885	53.77 %
74403	Reporting	1526	861	56.42 %
74405	Reporting	1501	888	59.16 %
74408	Reporting	2064	1194	57.85 %
84301	Reporting	1017	381	37.46 %
84302	Reporting	1459	598	40.99 %
84303	Reporting	1402	507	36.16 %
84306	Reporting	1639	592	36.12 %
84307	Reporting	1417	579	40.86 %
84309	Reporting	2041	730	35.77 %
84501	Reporting	1778	758	42.63 %
91101	Reporting	523	168	32.12 %
91102	Reporting	285	103	36.14 %
91105	Reporting	448	135	30.13 %
91107	Reporting	963	339	35.20 %
91108	Reporting	1419	623	43.90 %
91111	Reporting	1657	747	45.08 %
91113	Reporting	1112	440	39.57 %
91203	Reporting	336	182	54.17 %
91205	Reporting	2663	1361	51.11 %
91206	Reporting	721	261	36.20 %
91207	Reporting	836	243	29.07 %
91213	Reporting	332	174	52.41 %
91216	Reporting	1615	517	32.01 %
91217	Reporting	1252	447	35.70 %
91227	Reporting	656	281	42.84 %
91301	Reporting	897	494	55.07 %
91303	Reporting	1945	1032	53.06 %
91402	Reporting	2210	1262	57.10 %

Final Official
Turn-out by Precinct
03032020-OFFICIAL-COUNT

Run Time 5:46 PM
Run Date 4/5/2020

COUNTY OF SAN JOAQUIN

PRESIDENTIAL PRIMARY ELECTION

3/3/2020

Page 6 of 12

Official results

Registered Voters
150482 of 326278 = 46.12 %

Precincts Reporting
377 of 377 = 100.00 %

Paper Sheets Counted
300645

Precinct Split Name	Reporting Status	Registered Voters	Total Ballots	Turnout %
91404	Reporting	1041	600	57.64 %
91408	Reporting	2769	1607	58.04 %
91414	Reporting	1888	978	51.80 %
92401	Reporting	1458	927	63.58 %
92403	Reporting	833	488	58.58 %
92404	Reporting	1458	774	53.09 %
92405	Reporting	920	471	51.20 %
92406	Reporting	1390	846	60.86 %
92409	Reporting	910	521	57.25 %
92411	Reporting	2166	1175	54.25 %
92413	Reporting	541	322	59.52 %
92414	Reporting	463	257	55.51 %
92416	Reporting	2998	1695	56.54 %
92418	Reporting	1183	731	61.79 %
92422	Reporting	309	180	58.25 %
93501	Reporting	1649	861	52.21 %
93502	Reporting	486	304	62.55 %
93503	Reporting	473	227	47.99 %
93504	Reporting	450	247	54.89 %
93505	Reporting	715	384	53.71 %
93521	Reporting	2931	1180	40.26 %
93522	Reporting	1802	693	38.46 %
93524	Reporting	359	205	57.10 %
93532	Reporting	2399	1022	42.60 %
94101	Reporting	900	364	40.44 %
94305	Reporting	1414	754	53.32 %
94402	Reporting	879	527	59.95 %
94405	Reporting	869	506	58.23 %
94408	Reporting	1555	879	56.53 %
94501	Reporting	718	306	42.62 %
94503	Reporting	329	227	69.00 %
94506	Reporting	702	398	56.70 %

Final Official
Turn-out by Precinct
03032020-OFFICIAL-COUNT

Run Time 5:46 PM
Run Date 4/5/2020

COUNTY OF SAN JOAQUIN

PRESIDENTIAL PRIMARY ELECTION

3/3/2020

Page 7 of 12

Official results

Registered Voters
150482 of 326278 = 46.12 %

Precincts Reporting
377 of 377 = 100.00 %

Paper Sheets Counted
300645

Precinct Split Name	Reporting Status	Registered Voters	Total Ballots	Turnout %
111100	Reporting	210	71	33.81 %
111310	Reporting	0	0	0.00 %
111320	Reporting	1	1	100.00 %
111410	Reporting	8	0	0.00 %
111430	Reporting	0	0	0.00 %
111440	Reporting	2	0	0.00 %
111450	Reporting	3	2	66.67 %
111620	Reporting	108	28	25.93 %
111750	Reporting	12	6	50.00 %
111760	Reporting	0	0	0.00 %
111770	Reporting	0	0	0.00 %
111780	Reporting	0	0	0.00 %
111790	Reporting	0	0	0.00 %
112240	Reporting	164	84	51.22 %
112290	Reporting	25	11	44.00 %
112460	Reporting	204	116	56.86 %
112520	Reporting	127	61	48.03 %
112600	Reporting	161	58	36.02 %
112710	Reporting	5	2	40.00 %
113010	Reporting	0	0	0.00 %
113130	Reporting	26	20	76.92 %
113280	Reporting	4	3	75.00 %
113310	Reporting	239	126	52.72 %
113900	Reporting	0	0	0.00 %
113910	Reporting	0	0	0.00 %
335280	Reporting	8	3	37.50 %
335290	Reporting	230	71	30.87 %
335310	Reporting	98	30	30.61 %
335440	Reporting	13	8	61.54 %
335560	Reporting	157	47	29.94 %
335610	Reporting	260	111	42.69 %
335640	Reporting	4	4	100.00 %

Final Official
Turn-out by Precinct
03032020-OFFICIAL-COUNT

Run Time 5:46 PM
Run Date 4/5/2020

COUNTY OF SAN JOAQUIN

PRESIDENTIAL PRIMARY ELECTION

3/3/2020

Page 8 of 12

Official results

Registered Voters
150482 of 326278 = 46.12 %

Precincts Reporting
377 of 377 = 100.00 %

Paper Sheets Counted
300645

Precinct Split Name	Reporting Status	Registered Voters	Total Ballots	Turnout %
424030	Reporting	253	91	35.97 %
424360	Reporting	0	0	0.00 %
424420	Reporting	0	0	0.00 %
543080	Reporting	16	9	56.25 %
543280	Reporting	5	2	40.00 %
545060	Reporting	15	14	93.33 %
545090	Reporting	4	4	100.00 %
545220	Reporting	231	95	41.13 %
545270	Reporting	2	0	0.00 %
545310	Reporting	12	4	33.33 %
545311	Reporting	13	4	30.77 %
644900	Reporting	0	0	0.00 %
835010	Reporting	0	0	0.00 %
843080	Reporting	29	12	41.38 %
843110	Reporting	8	6	75.00 %
843160	Reporting	4	0	0.00 %
845020	Reporting	0	0	0.00 %
845030	Reporting	9	4	44.44 %
911030	Reporting	259	55	21.24 %
911040	Reporting	160	77	48.13 %
911060	Reporting	148	57	38.51 %
911090	Reporting	81	28	34.57 %
911100	Reporting	17	4	23.53 %
911190	Reporting	29	17	58.62 %
911200	Reporting	14	5	35.71 %
911220	Reporting	88	27	30.68 %
911230	Reporting	12	9	75.00 %
911240	Reporting	14	5	35.71 %
911260	Reporting	7	0	0.00 %
911270	Reporting	0	0	0.00 %
911900	Reporting	0	0	0.00 %
912010	Reporting	67	32	47.76 %

Final Official
Turn-out by Precinct
03032020-OFFICIAL-COUNT

Run Time 5:46 PM
Run Date 4/5/2020

COUNTY OF SAN JOAQUIN

PRESIDENTIAL PRIMARY ELECTION

3/3/2020

Page 9 of 12

Official results

Registered Voters
150482 of 326278 = 46.12 %

Precincts Reporting
377 of 377 = 100.00 %

Paper Sheets Counted
300645

Precinct Split Name	Reporting Status	Registered Voters	Total Ballots	Turnout %
912020	Reporting	6	4	66.67 %
912040	Reporting	241	104	43.15 %
912041	Reporting	1	0	0.00 %
912042	Reporting	276	115	41.67 %
912080	Reporting	84	34	40.48 %
912140	Reporting	15	11	73.33 %
912210	Reporting	246	74	30.08 %
912240	Reporting	1	0	0.00 %
912260	Reporting	21	7	33.33 %
912290	Reporting	1	0	0.00 %
912300	Reporting	0	0	0.00 %
912310	Reporting	25	18	72.00 %
912320	Reporting	0	0	0.00 %
912330	Reporting	0	0	0.00 %
912350	Reporting	0	0	0.00 %
913010	Reporting	91	48	52.75 %
913040	Reporting	8	3	37.50 %
913070	Reporting	102	68	66.67 %
913080	Reporting	124	78	62.90 %
913090	Reporting	131	64	48.85 %
913100	Reporting	5	4	80.00 %
913110	Reporting	0	0	0.00 %
913120	Reporting	0	0	0.00 %
913140	Reporting	13	6	46.15 %
913150	Reporting	99	49	49.49 %
913160	Reporting	9	7	77.78 %
914010	Reporting	218	104	47.71 %
914060	Reporting	88	57	64.77 %
914100	Reporting	216	98	45.37 %
914130	Reporting	22	17	77.27 %
914150	Reporting	120	85	70.83 %
914170	Reporting	57	24	42.11 %

Final Official
Turn-out by Precinct
03032020-OFFICIAL-COUNT

Run Time 5:46 PM
Run Date 4/5/2020

COUNTY OF SAN JOAQUIN

PRESIDENTIAL PRIMARY ELECTION

3/3/2020
Page 10 of 12

Official results

Registered Voters
150482 of 326278 = 46.12 %

Precincts Reporting
377 of 377 = 100.00 %

Paper Sheets Counted
300645

Precinct Split Name	Reporting Status	Registered Voters	Total Ballots	Turnout %
914180	Reporting	42	18	42.86 %
914190	Reporting	15	6	40.00 %
914200	Reporting	157	97	61.78 %
914220	Reporting	93	50	53.76 %
914230	Reporting	33	15	45.45 %
914240	Reporting	88	47	53.41 %
914250	Reporting	2	0	0.00 %
923010	Reporting	19	7	36.84 %
924010	Reporting	37	21	56.76 %
924020	Reporting	114	72	63.16 %
924080	Reporting	230	139	60.43 %
924250	Reporting	31	15	48.39 %
924270	Reporting	22	13	59.09 %
924280	Reporting	2	2	100.00 %
924290	Reporting	9	5	55.56 %
924310	Reporting	3	0	0.00 %
924330	Reporting	198	99	50.00 %
924370	Reporting	65	36	55.38 %
924380	Reporting	61	28	45.90 %
924390	Reporting	5	3	60.00 %
924400	Reporting	53	37	69.81 %
933010	Reporting	118	64	54.24 %
933020	Reporting	69	36	52.17 %
933030	Reporting	155	55	35.48 %
933040	Reporting	1	1	100.00 %
935070	Reporting	85	46	54.12 %
935080	Reporting	52	21	40.38 %
935090	Reporting	17	6	35.29 %
935100	Reporting	137	87	63.50 %
935110	Reporting	63	45	71.43 %
935130	Reporting	33	19	57.58 %
935140	Reporting	37	17	45.95 %

Final Official
Turn-out by Precinct
03032020-OFFICIAL-COUNT

Run Time 5:46 PM
Run Date 4/5/2020

COUNTY OF SAN JOAQUIN

PRESIDENTIAL PRIMARY ELECTION

3/3/2020
Page 11 of 12

Official results

Registered Voters
150482 of 326278 = 46.12 %

Precincts Reporting
377 of 377 = 100.00 %

Paper Sheets Counted
300645

Precinct Split Name	Reporting Status	Registered Voters	Total Ballots	Turnout %
935150	Reporting	32	20	62.50 %
935160	Reporting	169	102	60.36 %
935170	Reporting	13	7	53.85 %
935180	Reporting	243	138	56.79 %
935190	Reporting	28	13	46.43 %
935200	Reporting	0	0	0.00 %
935250	Reporting	0	0	0.00 %
935260	Reporting	60	32	53.33 %
935270	Reporting	39	16	41.03 %
935280	Reporting	3	0	0.00 %
935290	Reporting	11	6	54.55 %
935300	Reporting	8	5	62.50 %
935370	Reporting	25	15	60.00 %
935380	Reporting	22	9	40.91 %
935390	Reporting	0	0	0.00 %
935400	Reporting	0	0	0.00 %
935410	Reporting	1	0	0.00 %
935420	Reporting	0	0	0.00 %
935430	Reporting	31	17	54.84 %
941020	Reporting	0	0	0.00 %
941030	Reporting	60	32	53.33 %
941040	Reporting	40	21	52.50 %
941050	Reporting	122	64	52.46 %
941060	Reporting	35	7	20.00 %
941070	Reporting	260	56	21.54 %
941080	Reporting	8	8	100.00 %
941090	Reporting	3	0	0.00 %
941100	Reporting	27	11	40.74 %
941110	Reporting	16	6	37.50 %
941120	Reporting	155	72	46.45 %
941130	Reporting	0	0	0.00 %
943010	Reporting	102	50	49.02 %

Final Official
Turn-out by Precinct
03032020-OFFICIAL-COUNT

Run Time 5:46 PM
Run Date 4/5/2020

COUNTY OF SAN JOAQUIN

PRESIDENTIAL PRIMARY ELECTION

3/3/2020
Page 12 of 12

Official results

Registered Voters
150482 of 326278 = 46.12 %

Precincts Reporting
377 of 377 = 100.00 %

Paper Sheets Counted
300645

Precinct Split Name	Reporting Status	Registered Voters	Total Ballots	Turnout %
943020	Reporting	235	113	48.09 %
943030	Reporting	186	92	49.46 %
943040	Reporting	77	50	64.94 %
943060	Reporting	16	5	31.25 %
943070	Reporting	55	27	49.09 %
943080	Reporting	103	57	55.34 %
943110	Reporting	3	2	66.67 %
943120	Reporting	16	10	62.50 %
943130	Reporting	60	24	40.00 %
943140	Reporting	2	0	0.00 %
944010	Reporting	37	17	45.95 %
944040	Reporting	83	56	67.47 %
944110	Reporting	64	42	65.63 %
944120	Reporting	1	1	100.00 %
944130	Reporting	215	144	66.98 %
944140	Reporting	196	123	62.76 %
944150	Reporting	0	0	0.00 %
945020	Reporting	70	34	48.57 %
945040	Reporting	30	16	53.33 %
945041	Reporting	47	29	61.70 %
945050	Reporting	92	41	44.57 %
945051	Reporting	37	14	37.84 %
945070	Reporting	0	0	0.00 %
945080	Reporting	0	0	0.00 %
945090	Reporting	5	2	40.00 %

Precinct Splits Reporting: 377
Total Ballots: 150482