



NOVEMBER 6, 2018

STATEMENT OF VOTES CAST

Statewide General Election

Prepared and Certified by the Office of the Registrar of Voters
Melinda Dubroff, *San Joaquin County Registrar of Voters*

BOARD OF SUPERVISORS

Bob Elliott, *Chairman*
Fifth District

Miguel Villapudua
First District

Katherine M. Miller
Second District

Tom Patti
Third District

Chuck Winn
Fourth District

CERTIFICATION
STATEMENT OF VOTES CAST
STATEWIDE GENERAL ELECTION


HELD ON TUESDAY, NOVEMBER 6, 2018

SAN JOAQUIN COUNTY, CALIFORNIA

I, Melinda Dubroff, Registrar of Voters for the County of San Joaquin, do hereby certify the following to be a true and correct Statement of Votes Cast for the Statewide General Election held on Tuesday, November 6, 2018, for the Federal, State, and local contests set forth, as determined by the official canvass of said election.

WITNESS my hand and official seal this 6th day of December, 2018.




Melinda Dubroff, Registrar of Voters
County of San Joaquin
State of California


**CERTIFICATION OF REGISTRAR OF VOTERS
OF THE RESULTS OF THE CANVASS
OF THE NOVEMBER 6, 2018
STATEWIDE GENERAL ELECTION**

STATE OF CALIFORNIA }
COUNTY OF SAN JOAQUIN } ss.

I, Melinda Dubroff, Registrar of Voters of San Joaquin County, State of California do hereby certify that, in pursuance to the provisions of Elections Code Section 15300, et seq., I did canvass the results of the votes cast in the Statewide General Election held in said County on November 6, 2018, for measures and contests that were submitted to the vote of the voters, and that the Statement of Votes Cast to which this certificate is attached, is full, true and correct.

I hereby set my hand and official seal this 6th day of December 2018, at the County of San Joaquin.





Melinda Dubroff, Registrar of Voters
County of San Joaquin
State of California

**HELP AMERICA VOTE ACT OF 2002
CERTIFICATION OF ELECTIONS OFFICIAL**

STATE OF CALIFORNIA }
COUNTY OF SAN JOAQUIN } ss.

Pursuant to the statewide voter registration list requirements set forth in the Help America Vote Act of 2002 (HAVA) (Pub. L. No. 107-252 (2002) 116 Stat. 1666, 42 U.S.C. § 15483),

I, Melinda Dubroff, Registrar of Voters for the County of San Joaquin, State of California, hereby certify that I complied with all provisions of Chapter 2 of Division 7 of Title 2 of the California Code of Regulations for the Statewide General Election held on the 6th day of November 2018, in the County of San Joaquin, State of California, and all elections consolidated therewith.

I hereby set my hand and official seal this 6th day of December 2018, at the County of San Joaquin.





Melinda Dubroff, Registrar of Voters
County of San Joaquin
State of California

TABLE OF CONTENTS
STATEMENT OF THE VOTES CAST
San Joaquin County, November 6, 2018 Statewide General Election

SUMMARY REPORTS

FINAL OFFICIAL RESULTS.....S-1
 TURNOUT BY PRECINCT.....S-24

PRECINCT RESULTS BY CONTEST

STATE OFFICES.....P-1

GOVERNOR.....P-1
 LIEUTENANT GOVERNOR.....P-68
 SECRETARY OF STATE.....P-135
 CONTROLLER.....P-202
 TREASURER.....P-269
 ATTORNEY GENERAL.....P-336
 INSURANCE COMMISSIONER.....P-403
 STATE BOARD OF EQUALIZATION, DISTRICT 1.....P-470

FEDERAL OFFICES.....P-537

UNITED STATES SENATOR.....P-537
 UNITED STATES REPRESENTATIVE IN CONGRESS, DISTRICT 9.....P-604
 UNITED STATES REPRESENTATIVE IN CONGRESS, DISTRICT 10.....P-671

STATE SENATE AND ASSEMBLY.....P-738

STATE ASSEMBLY, DISTRICT 9.....P-738
 STATE ASSEMBLY, DISTRICT 12.....P-805
 STATE ASSEMBLY, DISTRICT 13.....P-872

JUDICIAL OFFICES.....P-939

CALIFORNIA SUPREME COURT ASSOCIATE JUSTICE.....P-939
 THIRD DISTRICT COURT OF APPEAL ASSOCIATE JUSTICE.....P-1073

SCHOOL OFFICES	P-1207
SUPERINTENDENT OF PUBLIC INSTRUCTION.....	P-1207
SAN JOAQUIN DELTA COMMUNITY COLLEGE DISTRICT, TRUSTEE AREA 3.....	P-1274
SAN JOAQUIN DELTA COMMUNITY COLLEGE DISTRICT, TRUSTEE AREA 4.....	P-1408
YOSEMITE COMMUNITY COLLEGE DISTRICT, TRUSTEE AREA 1.....	P-1475
STOCKTON UNIFIED SCHOOL DISTRICT, TRUSTEE AREA 2.....	P-1542
STOCKTON UNIFIED SCHOOL DISTRICT, TRUSTEE AREA 5.....	P-1676
STOCKTON UNIFIED SCHOOL DISTRICT, TRUSTEE AREA 6.....	P-1743
STOCKTON UNIFIED SCHOOL DISTRICT, TRUSTEE AREA 7.....	P-1810
LINCOLN UNIFIED SCHOOL DISTRICT, TRUSTEE AREA 1.....	P-1877
MANTECA UNIFIED SCHOOL DISTRICT, TRUSTEE AREA 4.....	P-1944
MANTECA UNIFIED SCHOOL DISTRICT, TRUSTEE AREA 5.....	P-2011
ESCALON UNIFIED SCHOOL DISTRICT, TRUSTEE AREA 1.....	P-2078
ESCALON UNIFIED SCHOOL DISTRICT, TRUSTEE AREA 2.....	P-2145
LODI UNIFIED SCHOOL DISTRICT, TRUSTEE AREA 1.....	P-2212
LODI UNIFIED SCHOOL DISTRICT, TRUSTEE AREA 4.....	P-2279
LODI UNIFIED SCHOOL DISTRICT, TRUSTEE AREA 5.....	P-2346
TRACY UNIFIED SCHOOL DISTRICT.....	P-2413
GALT JOINT UNION HIGH SCHOOL DISTRICT.....	P-2547
BANTA ELEMENTARY SCHOOL DISTRICT.....	P-2681
OAK VIEW UNION ELEMENTARY SCHOOL DISTRICT.....	P-2815
CITY OFFICES	P-2882
STOCKTON CITY COUNCIL, DISTRICT 3.....	P-2882
STOCKTON CITY COUNCIL, DISTRICT 5.....	P-2949
ESCALON CITY COUNCIL.....	P-3016
MANTECA MAYOR.....	P-3150
MANTECA CITY COUNCIL.....	P-3217
LODI CITY COUNCIL, DISTRICT 1.....	P-3284
LODI CITY COUNCIL, DISTRICT 2.....	P-3351
LODI CITY COUNCIL, DISTRICT 3.....	P-3418
TRACY MAYOR.....	P-3485
TRACY CITY COUNCIL.....	P-3552

LATHROP MAYOR	P-3686
LATHROP CITY COUNCIL	P-3753
LATHROP CITY COUNCIL, SHORT TERM	P-3820
SPECIAL DISTRICT OFFICES.....	P-3887
LOCKEFORD COMMUNITY SERVICES DISTRICT	P-3887
MOUNTAIN HOUSE COMMUNITY SERVICES DISTRICT	P-4021
WATERLOO-MORADA RURAL FIRE PROTECTION DISTRICT	P-4088
WOODBIDGE SANITARY DISTRICT	P-4155
STOCKTON-EAST WATER DISTRICT, DIVISION 7.....	P-4222
STATE PROPOSITIONS	P-4289
PROPOSITION 1	P-4289
PROPOSITION 2	P-4356
PROPOSITION 3	P-4423
PROPOSITION 4	P-4490
PROPOSITION 5	P-4557
PROPOSITION 6	P-4624
PROPOSITION 7	P-4691
PROPOSITION 8	P-4758
PROPOSITION 10	P-4825
PROPOSITION 11	P-4892
PROPOSITION 12	P-4959
LOCAL MEASURES	P-5026
MEASURE B, SAN JOAQUIN COUNTY	P-5026
MEASURE E, ESCALON UNIFIED SCHOOL DISTRICT	P-5093
MEASURE G, LINDEN UNIFIED SCHOOL DISTRICT	P-5160
MEASURE I, RIPON UNIFIED SCHOOL DISTRICT	P-5227
MEASURE L, CITY OF LODI.....	P-5294
MEASURE J, CITY OF MANTECA.....	P-5361
MEASURE K, CITY OF STOCKTON.....	P-5428
MEASURE D, CITY OF TRACY	P-5495
MEASURE M, CITY OF TRACY	P-5562

DISTRICT RESULTS BY FEDERAL AND STATE CONTEST

STATE OFFICES.....D-1

GOVERNOR.....D-1

LIEUTENANT GOVERNOR.....D-6

SECRETARY OF STATE.....D-11

CONTROLLER.....D-16

TREASURER.....D-21

ATTORNEY GENERAL.....D-26

INSURANCE COMMISSIONER.....D-31

STATE BOARD OF EQUALIZATION, DISTRICT 1.....D-36

FEDERAL OFFICES.....D-41

UNITED STATES SENATOR.....D-41

UNITED STATES REPRESENTATIVE IN CONGRESS, DISTRICT 9.....D-46

UNITED STATES REPRESENTATIVE IN CONGRESS, DISTRICT 10.....D-51

STATE SENATE AND ASSEMBLY.....D-56

STATE ASSEMBLY, DISTRICT 9.....D-56

STATE ASSEMBLY, DISTRICT 12.....D-61

STATE ASSEMBLY, DISTRICT 13.....D-66

JUDICIAL OFFICES.....D-71

CALIFORNIA SUPREME COURT ASSOCIATE JUSTICE.....D-71

THIRD DISTRICT COURT OF APPEAL ASSOCIATE JUSTICE.....D-81

SUPERINTENDENT OF PUBLIC INSTRUCTION.....D-91

STATE PROPOSITIONS.....D-101

PROPOSITION 1.....D-101

PROPOSITION 2.....D-106

PROPOSITION 3.....D-111

PROPOSITION 4.....D-116

PROPOSITION 5.....D-121

PROPOSITION 6	D-126
PROPOSITION 7	D-131
PROPOSITION 8	D-136
PROPOSITION 10	D-141
PROPOSITION 11	D-146
PROPOSITION 12	D-151
DISTRICT RESULTS BY COUNTY MEASURE B	D-156
REFERENCE DOCUMENTS	RD-1
CERTIFICATE OF WRITE-IN CANDIDATES	RD-1
DICTIONARY OF ABBREVIATIONS AND TERMS	RD-2
LIST OF MAIL BALLOT PRECINCTS.....	RD-3
REGULAR PRECINCT TO VOTING PRECINCT CROSS-REFERENCE	RD-9
DISTRICT TO REGULAR PRECINCT CROSS-REFERENCE	RD-28
RESULTS OF THE POST-ELECTION MANUAL TALLY	RD-161
TOTAL RESULTS FOR MULTI-COUNTY DISTRICTS.....	RD-164

Statewide General Election
November 6 2018
San Joaquin County
FINAL OFFICIAL RESULTS

Date:12/06/2018
Time:08:41:08 PM
Page:1 of 11

Registered Voters 344605 - Total Ballots Cast 196635 57.1% VBM Ballots Cast 139857

Num. Report Precinct 485 - Num. Reporting 485 100.00%

GOVERNOR			
	Total		
Number of Precincts	485		
Precincts Reporting	485	100.0 %	
Vote For	1		
Times Counted	196635/344605	57.1 %	
Total Votes	194440		
JOHN H. COX	REP	92966	47.81%
GAVIN NEWSOM	DEM	101474	52.19%

TREASURER			
	Total		
Number of Precincts	485		
Precincts Reporting	485	100.0 %	
Vote For	1		
Times Counted	196635/344605	57.1 %	
Total Votes	190534		
GREG CONLON	REP	84059	44.12%
FIONA MA	DEM	106475	55.88%

LIEUTENANT GOVERNOR			
	Total		
Number of Precincts	485		
Precincts Reporting	485	100.0 %	
Vote For	1		
Times Counted	196635/344605	57.1 %	
Total Votes	161954		
ED HERNANDEZ	DEM	66294	40.93%
ELENI KOUNALAKIS	DEM	95660	59.07%

ATTORNEY GENERAL			
	Total		
Number of Precincts	485		
Precincts Reporting	485	100.0 %	
Vote For	1		
Times Counted	196635/344605	57.1 %	
Total Votes	191610		
STEVEN C. BAILEY	REP	87558	45.70%
XAVIER BECERRA	DEM	104052	54.30%

SECRETARY OF STATE			
	Total		
Number of Precincts	485		
Precincts Reporting	485	100.0 %	
Vote For	1		
Times Counted	196635/344605	57.1 %	
Total Votes	191200		
ALEX PADILLA	DEM	108189	56.58%
MARK P. MEUSER	REP	83011	43.42%

INSURANCE COMMISSIONER			
	Total		
Number of Precincts	485		
Precincts Reporting	485	100.0 %	
Vote For	1		
Times Counted	196635/344605	57.1 %	
Total Votes	184280		
RICARDO LARA	DEM	90069	48.88%
STEVE POIZNER	NPP	94211	51.12%

CONTROLLER			
	Total		
Number of Precincts	485		
Precincts Reporting	485	100.0 %	
Vote For	1		
Times Counted	196635/344605	57.1 %	
Total Votes	191294		
KONSTANTINOS RODITIS	REP	79583	41.60%
BETTY T. YEE	DEM	111711	58.40%

ST. BD. OF EQUALIZATION DISTRICT 1			
	Total		
Number of Precincts	485		
Precincts Reporting	485	100.0 %	
Vote For	1		
Times Counted	196635/344605	57.1 %	
Total Votes	188063		
TOM HALLINAN	DEM	96811	51.48%
TED GAINES	REP	91252	48.52%

Statewide General Election
November 6 2018
San Joaquin County
FINAL OFFICIAL RESULTS

Date:12/06/2018
Time:08:41:08 PM
Page:2 of 11

Registered Voters 344605 -Total Ballots Cast 196635 57.1% VBM Ballots Cast 139857

Num. Report Precinct 485 - Num. Reporting 485 100.00%

UNITED STATES SENATOR			
		Total	
Number of Precincts		485	
Precincts Reporting		485	100.0 %
Vote For		1	
Times Counted	196635/344605		57.1 %
Total Votes		171439	
DIANNE FEINSTEIN	DEM	79088	46.13%
KEVIN DE LEON	DEM	92351	53.87%

STATE ASSEMBLY MEMBER DISTRICT 12			
		Total	
Number of Precincts		139	
Precincts Reporting		139	100.0 %
Vote For		1	
Times Counted	55826/86321		64.7 %
Total Votes		54269	
ROBERT D. CHASE	DEM	20409	37.61%
HEATH FLORA	REP	33860	62.39%

UNITED STATES REPRESENTATIVE DISTRICT 9			
		Total	
Number of Precincts		355	
Precincts Reporting		355	100.0 %
Vote For		1	
Times Counted	130147/242647		53.6 %
Total Votes		127422	
MARLA LIVENGOOD	REP	56889	44.65%
JERRY MCNERNEY	DEM	70533	55.35%

STATE ASSEMBLY MEMBER DISTRICT 13			
		Total	
Number of Precincts		302	
Precincts Reporting		302	100.0 %
Vote For		1	
Times Counted	117463/221158		53.1 %
Total Votes		114345	
SUSAN TALAMANTES EGG	DEM	74813	65.43%
ANTONIO M. GARCIA	REP	39532	34.57%

UNITED STATES REPRESENTATIVE DISTRICT 10			
		Total	
Number of Precincts		130	
Precincts Reporting		130	100.0 %
Vote For		1	
Times Counted	66488/101958		65.2 %
Total Votes		65162	
JEFF DENHAM	REP	30609	46.97%
JOSH HARDER	DEM	34553	53.03%

CALIF SUPREME COURT ASSOCIATE JUSTICE			
		Total	
Number of Precincts		485	
Precincts Reporting		485	100.0 %
Vote For		1	
Times Counted	196635/344605		57.1 %
Total Votes		158702	
YES		114241	71.98%
NO		44461	28.02%

STATE ASSEMBLY MEMBER DISTRICT 9			
		Total	
Number of Precincts		44	
Precincts Reporting		44	100.0 %
Vote For		1	
Times Counted	23346/37126		62.9 %
Total Votes		17739	
HARRY HE	DEM	6040	34.05%
JIM COOPER	DEM	11699	65.95%

CALIF SUPREME COURT ASSOCIATE JUSTICE			
		Total	
Number of Precincts		485	
Precincts Reporting		485	100.0 %
Vote For		1	
Times Counted	196635/344605		57.1 %
Total Votes		156693	
YES		110453	70.49%
NO		46240	29.51%

Statewide General Election
November 6 2018
San Joaquin County
FINAL OFFICIAL RESULTS

Date:12/06/2018
Time:08:41:08 PM
Page:3 of 11

Registered Voters 344605 - Total Ballots Cast 196635 57.1% VBM Ballots Cast 139857

Num. Report Precinct 485 - Num. Reporting 485 100.00%

3RD DIST COURT OF APPEAL ASSOCIATE JUSTICE			
	Total		
Number of Precincts	485		
Precincts Reporting	485	100.0 %	
Vote For	1		
Times Counted	196635/344605	57.1 %	
Total Votes	153813		
YES	102924	66.92%	
NO	50889	33.08%	

S.J. DELTA COMMUNITY COLLEGE TRUSTEE AREA NO. 3 BOARD MEMBER			
	Total		
Number of Precincts	469		
Precincts Reporting	469	100.0 %	
Vote For	1		
Times Counted	188072/333017	56.5 %	
Total Votes	159244		
JANET A. RIVERA	78620	49.37%	
RICHARD A. VASQUEZ	31671	19.89%	
EDDIE BROWN	48380	30.38%	

3RD DIST COURT OF APPEAL ASSOCIATE JUSTICE			
	Total		
Number of Precincts	485		
Precincts Reporting	485	100.0 %	
Vote For	1		
Times Counted	196635/344605	57.1 %	
Total Votes	153076		
YES	110494	72.18%	
NO	42582	27.82%	

S.J. DELTA COMMUNITY COLLEGE TRUSTEE AREA NO. 4 BOARD MEMBER			
	Total		
Number of Precincts	469		
Precincts Reporting	469	100.0 %	
Vote For	1		
Times Counted	188072/333017	56.5 %	
Total Votes	155688		
CHARLES R. JENNINGS	78414	50.37%	
DIANE OREN	76225	48.96%	

SUPERINTENDENT OF PUBLIC INSTRUCTION			
	Total		
Number of Precincts	485		
Precincts Reporting	485	100.0 %	
Vote For	1		
Times Counted	196635/344605	57.1 %	
Total Votes	170497		
MARSHALL TUCK	95563	56.05%	
TONY K. THURMOND	73936	43.36%	

YOSEMITE COMMUNITY COLLEGE TRUSTEE AREA NO. 1 BOARD MEMBER			
	Total		
Number of Precincts	1		
Precincts Reporting	1	100.0 %	
Vote For	1		
Times Counted	147/193	76.2 %	
Total Votes	107		
DENISE SPRINGER	64	59.81%	
MARGIE BULKIN	43	40.19%	

Statewide General Election
November 6 2018
San Joaquin County
FINAL OFFICIAL RESULTS

Date:12/06/2018
Time:08:41:08 PM
Page:4 of 11

Registered Voters 344605 - Total Ballots Cast 196635 57.1% VBM Ballots Cast 139857

Num. Report Precinct 485 - Num. Reporting 485 100.00%

STOCKTON UNIFIED SCHOOL DIST., TRUSTEE AREA			
NO. 2 BOARD MEMBER			
	Total		
Number of Precincts	23		
Precincts Reporting	23	100.0 %	
Vote For	1		
Times Counted	3936/10621	37.1 %	
Total Votes	3681		
ANGELANN FLORES	1969	53.49%	
JAZMINE HERNANDEZ	615	16.71%	
RALPH L. WHITE	790	21.46%	
KIASHA (MADAVE) MOOR	296	8.04%	

STOCKTON UNIFIED SCHOOL DIST., TRUSTEE AREA			
NO. 7 BOARD MEMBER			
	Total		
Number of Precincts	15		
Precincts Reporting	15	100.0 %	
Vote For	1		
Times Counted	6808/13332	51.1 %	
Total Votes	6032		
DEE JOHNSON	2346	38.89%	
CANDELARIA VARGAS	2522	41.81%	
AARON EDWARDS	1138	18.87%	

STOCKTON UNIFIED SCHOOL DIST., TRUSTEE AREA			
NO. 5 BOARD MEMBER			
	Total		
Number of Precincts	17		
Precincts Reporting	17	100.0 %	
Vote For	1		
Times Counted	5416/12328	43.9 %	
Total Votes	4742		
KITTY RUHSTALLER	1809	38.15%	
MARIA MENDEZ	1883	39.71%	
GRANT GILSON	1031	21.74%	

LINCOLN UNIFIED SCHOOL DIST., TRUSTEE AREA NO.			
1 BOARD MEMBER			
	Total		
Number of Precincts	9		
Precincts Reporting	9	100.0 %	
Vote For	1		
Times Counted	3690/5558	66.4 %	
Total Votes	3353		
SAMANTHA L CHAN	1203	35.88%	
JENNY VAN DE POL	2138	63.76%	

STOCKTON UNIFIED SCHOOL DIST., TRUSTEE AREA			
NO. 6 BOARD MEMBER			
	Total		
Number of Precincts	18		
Precincts Reporting	18	100.0 %	
Vote For	1		
Times Counted	5285/13004	40.6 %	
Total Votes	4701		
MICHAEL JONES, JR.	791	16.83%	
ANGELA PHILLIPS	1889	40.18%	
SCOT MCBRIAN	1990	42.33%	

MANTECA UNIFIED SCHOOL DIST., TRUSTEE AREA			
NO. 4 BOARD MEMBER			
	Total		
Number of Precincts	13		
Precincts Reporting	13	100.0 %	
Vote For	1		
Times Counted	5502/9043	60.8 %	
Total Votes	4742		
ANDREA COLLINS-CAMBR	1849	38.99%	
MARIE FREITAS	2870	60.52%	

Statewide General Election
November 6 2018
San Joaquin County
FINAL OFFICIAL RESULTS

Date:12/06/2018
Time:08:41:08 PM
Page:5 of 11

Registered Voters 344605 - Total Ballots Cast 196635 57.1% VBM Ballots Cast 139857

Num. Report Precinct 485 - Num. Reporting 485 100.00%

MANTECA UNIFIED SCHOOLDIST., TRUSTEE AREA NO. 5 BOARD MEMBER			
	Total		
Number of Precincts	5		
Precincts Reporting	5	100.0 %	
Vote For	1		
Times Counted	4418/7684	57.5 %	
Total Votes	3883		
CATHY POPE-GOTSCHALL	2256	58.10%	
EVELYN MOORE	1614	41.57%	

LODI UNIFIED SCHOOL DISTRICT, TRUSTEE AREA NO. 4 BOARD MEMBER			
	Total		
Number of Precincts	34		
Precincts Reporting	34	100.0 %	
Vote For	1		
Times Counted	10285/14946	68.8 %	
Total Votes	8405		
COURTNEY PORTER	4803	57.14%	
DAVE SORGENT	2100	24.99%	
KANWALJEET GILL	1464	17.42%	

ESCALON UNIFIED SCHOOL DIST., TRUSTEE AREA NO. 1 BOARD MEMBER			
	Total		
Number of Precincts	7		
Precincts Reporting	7	100.0 %	
Vote For	1		
Times Counted	957/1394	68.7 %	
Total Votes	840		
RYAN RISSETTO	306	36.43%	
RICHARD O. THOMPSON	526	62.62%	

LODI UNIFIED SCHOOL DISTRICT, TRUSTEE AREA NO. 5 BOARD MEMBER			
	Total		
Number of Precincts	8		
Precincts Reporting	8	100.0 %	
Vote For	1		
Times Counted	5754/9707	59.3 %	
Total Votes	4903		
RON HEBERLE	3592	73.26%	
RAMON YEPEZ	1277	26.05%	

ESCALON UNIFIED SCHOOL DIST., TRUSTEE AREA NO. 2 BOARD MEMBER			
	Total		
Number of Precincts	7		
Precincts Reporting	7	100.0 %	
Vote For	1		
Times Counted	1049/1442	72.7 %	
Total Votes	887		
KATE ISIDRA POWELL	505	56.93%	
KURT S. KALE	373	42.05%	

TRACY UNIFIED SCHOOL DISTRICT BOARD MEMBER			
	Total		
Number of Precincts	71		
Precincts Reporting	71	100.0 %	
Vote For	4		
Times Counted	31244/48462	64.5 %	
Total Votes	84250		
AMENI E. ALEXANDER	10525	12.49%	
STEPHEN ABERCROMBIE	14650	17.39%	
SIMRAN KAUR	10211	12.12%	
JAMES YOUNG, SR.	7830	9.29%	
JAMES P. VAUGHN	6976	8.28%	
JEREMY SILCOX	7413	8.80%	
GREGORY SILVA	6763	8.03%	
LORI SOUZA	12531	14.87%	
MATEO MORELOS BEDOLL	7127	8.46%	

LODI UNIFIED SCHOOL DISTRICT, TRUSTEE AREA NO. 1 BOARD MEMBER			
	Total		
Number of Precincts	20		
Precincts Reporting	20	100.0 %	
Vote For	1		
Times Counted	8437/13668	61.7 %	
Total Votes	6751		
BONITA "BONNIE" CASS	2833	41.96%	
SUSAN MACFARLANE	3871	57.34%	

Statewide General Election
November 6 2018
San Joaquin County
FINAL OFFICIAL RESULTS

Date:12/06/2018
Time:08:41:08 PM
Page:6 of 11

Registered Voters 344605 - Total Ballots Cast 196635 57.1% VBM Ballots Cast 139857

Num. Report Precinct 485 - Num. Reporting 485 100.00%

GALT JOINT UNION HIGH SCHOOL DISTRICT BOARD MEMBER		
	Total	
Number of Precincts	6	
Precincts Reporting	6	100.0 %
Vote For	3	
Times Counted	2059/2962	69.5 %
Total Votes	3774	
DENNIS RICHARDSON	709	18.79%
ALICE HENDERSON	428	11.34%
MATTHEW PRATTON	550	14.57%
MELISSA NEUBURGER	573	15.18%
PATRICK W. MAPLE	494	13.09%
MARK BECK	1001	26.52%

BANTA ELEMENTARY SCHOOL DISTRICT BOARD MEMBER		
	Total	
Number of Precincts	12	
Precincts Reporting	12	100.0 %
Vote For	2	
Times Counted	1144/1795	63.7 %
Total Votes	1763	
JOSHUA ANDERSON	449	25.47%
DAN-JOE LOPEZ	335	19.00%
GENE NEELY	512	29.04%
FRANK I. SILVA	456	25.87%

OAK VIEW UNION ELEMENTARY SCHOOL DISTRICT BOARD MEMBER		
	Total	
Number of Precincts	3	
Precincts Reporting	3	100.0 %
Vote For	3	
Times Counted	1107/1535	72.1 %
Total Votes	2085	
MARK HUFT	559	26.81%
NORMAN PEARSON	497	23.84%
DUSTIN MCDONALD	497	23.84%
CODY BRUM	525	25.18%

STOCKTON CITY COUNCIL DISTRICT 3		
	Total	
Number of Precincts	26	
Precincts Reporting	26	100.0 %
Vote For	1	
Times Counted	12398/23681	52.4 %
Total Votes	11487	
PAUL CANEPA	6256	54.46%
SUSAN LOFTHUS	5231	45.54%

STOCKTON CITY COUNCIL DISTRICT 5		
	Total	
Number of Precincts	25	
Precincts Reporting	25	100.0 %
Vote For	1	
Times Counted	7640/19048	40.1 %
Total Votes	7104	
CHRISTINA FUGAZI	3789	53.34%
DYANE BURGOS MEDINA	3315	46.66%

ESCALON CITY COUNCIL		
	Total	
Number of Precincts	7	
Precincts Reporting	7	100.0 %
Vote For	3	
Times Counted	2863/4034	71.0 %
Total Votes	6197	
ED ALVES	1445	23.32%
RICHARD PERCEY	911	14.70%
PETER KRUMEICH	1045	16.86%
STEPHANIE ENNIS WIEN	777	12.54%
ROBERT SWIFT	1414	22.82%
WILLIAM SMITH	549	8.86%

Statewide General Election
November 6 2018
San Joaquin County
FINAL OFFICIAL RESULTS

Date:12/06/2018
Time:08:41:08 PM
Page:7 of 11

Registered Voters 344605 - Total Ballots Cast 196635 57.1% VBM Ballots Cast 139857

Num. Report Precinct 485 - Num. Reporting 485 100.00%

MANTECA MAYOR		
	Total	
Number of Precincts	30	
Precincts Reporting	30	100.0 %
Vote For	1	
Times Counted	24622/39068	63.0 %
Total Votes	23117	
BENJAMIN CANTU	12042	52.09%
STEVE DEBRUM	10988	47.53%

LODI CITY COUNCIL DISTRICT 2		
	Total	
Number of Precincts	6	
Precincts Reporting	6	100.0 %
Vote For	1	
Times Counted	4216/6691	63.0 %
Total Votes	3801	
MARK CHANDLER	2406	63.30%
SPENCER RHOADS	1376	36.20%

MANTECA CITY COUNCIL		
	Total	
Number of Precincts	30	
Precincts Reporting	30	100.0 %
Vote For	2	
Times Counted	24622/39068	63.0 %
Total Votes	36487	
JOSE NUÑO	9377	25.70%
MIKE MOROWIT	9322	25.55%
CHRIS SILVA	7770	21.30%
DAVID BREITENBUCHER	9934	27.23%

LODI CITY COUNCIL DISTRICT 3		
	Total	
Number of Precincts	5	
Precincts Reporting	5	100.0 %
Vote For	1	
Times Counted	4714/7321	64.4 %
Total Votes	3431	
DOUG "KEEN" KUEHNE	3210	93.56%

LODI CITY COUNCIL DISTRICT 1		
	Total	
Number of Precincts	10	
Precincts Reporting	10	100.0 %
Vote For	1	
Times Counted	6046/8484	71.3 %
Total Votes	4911	
ALAN NAKANISHI	4694	95.58%

TRACY MAYOR		
	Total	
Number of Precincts	36	
Precincts Reporting	36	100.0 %
Vote For	1	
Times Counted	27245/42337	64.4 %
Total Votes	25915	
ROBERT RICKMAN	13433	51.83%
NANCY D. YOUNG	12356	47.68%

Statewide General Election
November 6 2018
San Joaquin County
FINAL OFFICIAL RESULTS

Date:12/06/2018
Time:08:41:08 PM
Page:8 of 11

Registered Voters 344605 - Total Ballots Cast 196635 57.1% VBM Ballots Cast 139857

Num. Report Precinct 485 - Num. Reporting 485 100.00%

TRACY CITY COUNCIL		
	Total	
Number of Precincts	36	
Precincts Reporting	36	100.0 %
Vote For	2	
Times Counted	27245/42337	64.4 %
Total Votes	44222	
DAN TAVARES ARRIOLA	10100	22.84%
JUANA L. DEMENT	6952	15.72%
AMER HAMMUDI	4923	11.13%
VERONICA VARGAS	8371	18.93%
DOTTY NYGARD	8256	18.67%
CATALINA OLVERA	5516	12.47%

LATHROP MAYOR		
	Total	
Number of Precincts	12	
Precincts Reporting	12	100.0 %
Vote For	1	
Times Counted	5594/10487	53.3 %
Total Votes	4923	
SONNY DHALIWAL	4675	94.96%

LATHROP CITY COUNCIL MEMBER		
	Total	
Number of Precincts	12	
Precincts Reporting	12	100.0 %
Vote For	2	
Times Counted	5594/10487	53.3 %
Total Votes	8015	
PAUL AKINJO	2529	31.55%
DEBBIE ROCK	1028	12.83%
DIANE LAZARD	2330	29.07%
MINNIE "COTTON" DIA	2094	26.13%

LATHROP CITY COUNCIL MEMBER, Short TERM		
	Total	
Number of Precincts	12	
Precincts Reporting	12	100.0 %
Vote For	1	
Times Counted	5594/10487	53.3 %
Total Votes	5042	
STEVE DRESSER	2499	49.56%
JENNIFER TORRES-O'CA	2525	50.08%

LOCKEFORD COMMUNITY SERVICES DISTRICT BOARD MEMBER		
	Total	
Number of Precincts	1	
Precincts Reporting	1	100.0 %
Vote For	3	
Times Counted	921/1387	66.4 %
Total Votes	1655	
JANINA "NINA" CHANDL	391	23.63%
DAVID M. ROWE	329	19.88%
PATRICK J. FISCHER	311	18.79%
NOEL STETSON	285	17.22%
GARY GORDON	327	19.76%

MOUNTAIN HOUSE COMMUNITY SERVICES DISTRICT BOARD MEMBER		
	Total	
Number of Precincts	5	
Precincts Reporting	5	100.0 %
Vote For	2	
Times Counted	3935/6489	60.6 %
Total Votes	5244	
BRIAN LUCID	1668	31.81%
VICTOR LIEW	1344	25.63%
MANUEL "MANNY" MORENO	2118	40.39%

Statewide General Election
November 6 2018
San Joaquin County
FINAL OFFICIAL RESULTS

Date:12/06/2018
Time:08:41:08 PM
Page:9 of 11

Registered Voters 344605 - Total Ballots Cast 196635 57.1% VBM Ballots Cast 139857

Num. Report Precinct 485 - Num. Reporting 485 100.00%

WATERLOO-MORADA RURAL FIRE PROTECTION DISTRICT BOARD MEMBER			
	Total		
Number of Precincts	16		
Precincts Reporting	16	100.0 %	
Vote For	3		
Times Counted	4497/7114	63.2 %	
Total Votes	7355		
RALPH LUCCHETTI	2334	31.73%	
RYAN D. HAGGERTY	1556	21.16%	
MARC YOUNGBLOOD	2357	32.05%	
JOHN D. BAKER	1078	14.66%	

PROPOSITION 1 HOUSING ASSISTANCE BOND			
	Total		
Number of Precincts	485		
Precincts Reporting	485	100.0 %	
Vote For	1		
Times Counted	196634/344605	57.1 %	
Total Votes	188934		
YES	92306	48.86%	
NO	96628	51.14%	

WOODBRIIDGE SANITARY DISTRICT BOARD MEMBER			
	Total		
Number of Precincts	2		
Precincts Reporting	2	100.0 %	
Vote For	1		
Times Counted	1620/2373	68.3 %	
Total Votes	1397		
MARY R. AVANTI	848	60.70%	
BRUCE HENZ	544	38.94%	

PROPOSITION 2 BONDS FOR MENTAL HEALTH HOUSING			
	Total		
Number of Precincts	485		
Precincts Reporting	485	100.0 %	
Vote For	1		
Times Counted	196603/344605	57.1 %	
Total Votes	189615		
YES	111890	59.01%	
NO	77725	40.99%	

STOCKTON-EAST WATER DISTRICT DIVISION 7 BOARD MEMBER			
	Total		
Number of Precincts	222		
Precincts Reporting	222	100.0 %	
Vote For	1		
Times Counted	84179/169003	49.8 %	
Total Votes	74665		
THOMAS MCGURK	55636	74.51%	
MARK L. STEBBINS	18735	25.09%	

PROPOSITION 3 BONDS FOR WATER PROJECTS			
	Total		
Number of Precincts	485		
Precincts Reporting	485	100.0 %	
Vote For	1		
Times Counted	196469/344605	57.0 %	
Total Votes	187335		
YES	90069	48.08%	
NO	97266	51.92%	

PROPOSITION 4 BONDS FOR HOSPITALS			
	Total		
Number of Precincts	485		
Precincts Reporting	485	100.0 %	
Vote For	1		
Times Counted	196403/344605	57.0 %	
Total Votes	189388		
YES	113573	59.97%	
NO	75815	40.03%	

Statewide General Election
November 6 2018
San Joaquin County
FINAL OFFICIAL RESULTS

Date:12/06/2018
Time:08:41:09 PM
Page:10 of 11

Registered Voters 344605 - Total Ballots Cast 196635 57.1% VBM Ballots Cast 139857

Num. Report Precinct 485 - Num. Reporting 485 100.00%

PROPOSITION 5 PROPERTY TAX TRANSFER			
	Total		
Number of Precincts	485		
Precincts Reporting	485	100.0 %	
Vote For	1		
Times Counted	196394/344605	57.0 %	
Total Votes	187594		
YES	73223	39.03%	
NO	114371	60.97%	

PROPOSITION 10 RENT CONTROL			
	Total		
Number of Precincts	485		
Precincts Reporting	485	100.0 %	
Vote For	1		
Times Counted	196394/344605	57.0 %	
Total Votes	190424		
YES	60944	32.00%	
NO	129480	68.00%	

PROPOSITION 6 FUEL TAX REPEAL			
	Total		
Number of Precincts	485		
Precincts Reporting	485	100.0 %	
Vote For	1		
Times Counted	196394/344605	57.0 %	
Total Votes	191505		
YES	93560	48.86%	
NO	97945	51.14%	

PROPOSITION 11 AMBULANCE EMPLOYEES ON CALL			
	Total		
Number of Precincts	485		
Precincts Reporting	485	100.0 %	
Vote For	1		
Times Counted	196394/344605	57.0 %	
Total Votes	188643		
YES	112875	59.84%	
NO	75768	40.16%	

PROPOSITION 7 DAYLIGHT SAVING TIME			
	Total		
Number of Precincts	485		
Precincts Reporting	485	100.0 %	
Vote For	1		
Times Counted	196394/344605	57.0 %	
Total Votes	188949		
YES	100154	53.01%	
NO	88795	46.99%	

PROPOSITION 12 ANIMAL CONFINEMENT STANDARDS			
	Total		
Number of Precincts	485		
Precincts Reporting	485	100.0 %	
Vote For	1		
Times Counted	196394/344605	57.0 %	
Total Votes	188318		
YES	103687	55.06%	
NO	84631	44.94%	

PROPOSITION 8 DIALYSIS CLINIC REGULATION			
	Total		
Number of Precincts	485		
Precincts Reporting	485	100.0 %	
Vote For	1		
Times Counted	196394/344605	57.0 %	
Total Votes	190859		
YES	70974	37.19%	
NO	119885	62.81%	

MEASURE B COUNTY CANNABIS TAX			
	Total		
Number of Precincts	485		
Precincts Reporting	485	100.0 %	
Vote For	1		
Times Counted	196394/344605	57.0 %	
Total Votes	187686		
YES	119256	63.54%	
NO	68430	36.46%	

Statewide General Election
November 6 2018
San Joaquin County
FINAL OFFICIAL RESULTS

Date:12/06/2018
Time:08:41:09 PM
Page:11 of 11

Registered Voters 344605 - Total Ballots Cast 196635 57.1% VBM Ballots Cast 139857

Num. Report Precinct 485 - Num. Reporting 485 100.00%

MEASURE E ESCALON USD SCHOOL BOND			
	Total		
Number of Precincts	22		
Precincts Reporting	22	100.0 %	
Vote For	1		
Times Counted	5361/7596	70.6 %	
Total Votes	5149		
BONDS YES	2488	48.32%	
BONDS NO	2661	51.68%	

MEASURE J MANTECA HOTEL TAX			
	Total		
Number of Precincts	30		
Precincts Reporting	30	100.0 %	
Vote For	1		
Times Counted	24588/39068	62.9 %	
Total Votes	23625		
YES	13664	57.84%	
NO	9961	42.16%	

MEASURE G LINDEN USD SCHOOL BOND			
	Total		
Number of Precincts	25		
Precincts Reporting	25	100.0 %	
Vote For	1		
Times Counted	4171/6449	64.7 %	
Total Votes	4033		
BONDS YES	1804	44.73%	
BONDS NO	2229	55.27%	

MEASURE K STOCKTON AFFORDABLE HOUSING			
	Total		
Number of Precincts	138		
Precincts Reporting	138	100.0 %	
Vote For	1		
Times Counted	67002/136723	49.0 %	
Total Votes	63986		
YES	48542	75.86%	
NO	15444	24.14%	

MEASURE I RIPON USD SCHOOL BOND			
	Total		
Number of Precincts	14		
Precincts Reporting	14	100.0 %	
Vote For	1		
Times Counted	8414/11395	73.8 %	
Total Votes	8156		
BONDS YES	3992	48.95%	
BONDS NO	4164	51.05%	

MEASURE D TRACY CANNABIS TAX			
	Total		
Number of Precincts	36		
Precincts Reporting	36	100.0 %	
Vote For	1		
Times Counted	27223/42337	64.3 %	
Total Votes	26006		
YES	16187	62.24%	
NO	9819	37.76%	

MEASURE L LODI SALES TAX			
	Total		
Number of Precincts	31		
Precincts Reporting	31	100.0 %	
Vote For	1		
Times Counted	19686/31748	62.0 %	
Total Votes	19242		
YES	11295	58.70%	
NO	7947	41.30%	

MEASURE M TRACY GROWTH ORDINANCE			
	Total		
Number of Precincts	36		
Precincts Reporting	36	100.0 %	
Vote For	1		
Times Counted	27223/42337	64.3 %	
Total Votes	26388		
YES	5756	21.81%	
NO	20632	78.19%	

Statewide General Election November 6 2018
 San Joaquin County
FINAL OFFICIAL RESULTS (WITH WRITE-IN STATISTICS)

Date:12/06/2018
 Time:04:20:15 PM
 Page:1 of 12

Registered Voters 344605 - Total Ballots Cast 196635 57.1% VBM Ballots Cast 139857 57.1% Num. Report Precinct 485 - Num. Reporting 485 100.00%

GOVERNOR			
	Total		
Number of Precincts	485		
Precincts Reporting	485	100.0 %	
Vote For	1		
Times Counted	196635/344605	57.1 %	
Total Votes	194440		
JOHN H. COX	REP	92966	47.81%
GAVIN NEWSOM	DEM	101474	52.19%

TREASURER			
	Total		
Number of Precincts	485		
Precincts Reporting	485	100.0 %	
Vote For	1		
Times Counted	196635/344605	57.1 %	
Total Votes	190534		
GREG CONLON	REP	84059	44.12%
FIONA MA	DEM	106475	55.88%

LIEUTENANT GOVERNOR			
	Total		
Number of Precincts	485		
Precincts Reporting	485	100.0 %	
Vote For	1		
Times Counted	196635/344605	57.1 %	
Total Votes	161954		
ED HERNANDEZ	DEM	66294	40.93%
ELENI KOUNALAKIS	DEM	95660	59.07%

ATTORNEY GENERAL			
	Total		
Number of Precincts	485		
Precincts Reporting	485	100.0 %	
Vote For	1		
Times Counted	196635/344605	57.1 %	
Total Votes	191610		
STEVEN C. BAILEY	REP	87558	45.70%
XAVIER BECERRA	DEM	104052	54.30%

SECRETARY OF STATE			
	Total		
Number of Precincts	485		
Precincts Reporting	485	100.0 %	
Vote For	1		
Times Counted	196635/344605	57.1 %	
Total Votes	191200		
ALEX PADILLA	DEM	108189	56.58%
MARK P. MEUSER	REP	83011	43.42%

INSURANCE COMMISSIONER			
	Total		
Number of Precincts	485		
Precincts Reporting	485	100.0 %	
Vote For	1		
Times Counted	196635/344605	57.1 %	
Total Votes	184280		
RICARDO LARA	DEM	90069	48.88%
STEVE POIZNER	NPP	94211	51.12%

CONTROLLER			
	Total		
Number of Precincts	485		
Precincts Reporting	485	100.0 %	
Vote For	1		
Times Counted	196635/344605	57.1 %	
Total Votes	191294		
KONSTANTINOS RODITIS	REP	79583	41.60%
BETTY T. YEE	DEM	111711	58.40%

ST. BD. OF EQUALIZATION DISTRICT 1			
	Total		
Number of Precincts	485		
Precincts Reporting	485	100.0 %	
Vote For	1		
Times Counted	196635/344605	57.1 %	
Total Votes	188063		
TOM HALLINAN	DEM	96811	51.48%
TED GAINES	REP	91252	48.52%

Statewide General Election November 6 2018
 San Joaquin County
 FINAL OFFICIAL RESULTS (WITH WRITE-IN STATISTICS)

Date:12/06/2018
 Time:04:20:15 PM
 Page:2 of 12

Registered Voters 344605 -Total Ballots Cast 196635 57.1% VBM Ballots Cast 139857

Num. Report Precinct 485 - Num. Reporting 485 100.00%

UNITED STATES SENATOR			
		Total	
Number of Precincts		485	
Precincts Reporting		485	100.0 %
Vote For		1	
Times Counted	196635/344605		57.1 %
Total Votes		171439	
DIANNE FEINSTEIN	DEM	79088	46.13%
KEVIN DE LEON	DEM	92351	53.87%

STATE ASSEMBLY MEMBER DISTRICT 12			
		Total	
Number of Precincts		139	
Precincts Reporting		139	100.0 %
Vote For		1	
Times Counted	55826/86321		64.7 %
Total Votes		54269	
ROBERT D. CHASE	DEM	20409	37.61%
HEATH FLORA	REP	33860	62.39%

UNITED STATES REPRESENTATIVE DISTRICT 9			
		Total	
Number of Precincts		355	
Precincts Reporting		355	100.0 %
Vote For		1	
Times Counted	130147/242647		53.6 %
Total Votes		127422	
MARLA LIVENGOOD	REP	56889	44.65%
JERRY MCNERNEY	DEM	70533	55.35%

STATE ASSEMBLY MEMBER DISTRICT 13			
		Total	
Number of Precincts		302	
Precincts Reporting		302	100.0 %
Vote For		1	
Times Counted	117463/221158		53.1 %
Total Votes		114345	
SUSAN TALAMANTES EGG	DEM	74813	65.43%
ANTONIO M. GARCIA	REP	39532	34.57%

UNITED STATES REPRESENTATIVE DISTRICT 10			
		Total	
Number of Precincts		130	
Precincts Reporting		130	100.0 %
Vote For		1	
Times Counted	66488/101958		65.2 %
Total Votes		65162	
JEFF DENHAM	REP	30609	46.97%
JOSH HARDER	DEM	34553	53.03%

CALIF SUPREME COURT ASSOCIATE JUSTICE			
		Total	
Number of Precincts		485	
Precincts Reporting		485	100.0 %
Vote For		1	
Times Counted	196635/344605		57.1 %
Total Votes		158702	
YES		114241	71.98%
NO		44461	28.02%

STATE ASSEMBLY MEMBER DISTRICT 9			
		Total	
Number of Precincts		44	
Precincts Reporting		44	100.0 %
Vote For		1	
Times Counted	23346/37126		62.9 %
Total Votes		17739	
HARRY HE	DEM	6040	34.05%
JIM COOPER	DEM	11699	65.95%

CALIF SUPREME COURT ASSOCIATE JUSTICE			
		Total	
Number of Precincts		485	
Precincts Reporting		485	100.0 %
Vote For		1	
Times Counted	196635/344605		57.1 %
Total Votes		156693	
YES		110453	70.49%
NO		46240	29.51%

Statewide General Election November 6 2018
 San Joaquin County
 FINAL OFFICIAL RESULTS (WITH WRITE-IN STATISTICS)

Date:12/06/2018
 Time:04:20:15 PM
 Page:3 of 12

Registered Voters 344605 - Total Ballots Cast 196635 57.1% VBM Ballots Cast 139857

Num. Report Precinct 485 - Num. Reporting 485 100.00%

3RD DIST COURT OF APPEAL ASSOCIATE JUSTICE			
	Total		
Number of Precincts	485		
Precincts Reporting	485	100.0 %	
Vote For	1		
Times Counted	196635/344605	57.1 %	
Total Votes	153813		
YES	102924	66.92%	
NO	50889	33.08%	

3RD DIST COURT OF APPEAL ASSOCIATE JUSTICE			
	Total		
Number of Precincts	485		
Precincts Reporting	485	100.0 %	
Vote For	1		
Times Counted	196635/344605	57.1 %	
Total Votes	153076		
YES	110494	72.18%	
NO	42582	27.82%	

SUPERINTENDENT OF PUBLIC INSTRUCTION			
	Total		
Number of Precincts	485		
Precincts Reporting	485	100.0 %	
Vote For	1		
Times Counted	196635/344605	57.1 %	
Total Votes	170497		
MARSHALL TUCK	95563	56.05%	
TONY K. THURMOND	73936	43.36%	
Write-in Votes	998	0.59%	

S.J. DELTA COMMUNITY COLLEGE TRUSTEE AREA NO. 3 BOARD MEMBER			
	Total		
Number of Precincts	469		
Precincts Reporting	469	100.0 %	
Vote For	1		
Times Counted	188072/333017	56.5 %	
Total Votes	159244		
JANET A. RIVERA	78620	49.37%	
RICHARD A. VASQUEZ	31671	19.89%	
EDDIE BROWN	48380	30.38%	
Write-in Votes	573	0.36%	

S.J. DELTA COMMUNITY COLLEGE TRUSTEE AREA NO. 4 BOARD MEMBER			
	Total		
Number of Precincts	469		
Precincts Reporting	469	100.0 %	
Vote For	1		
Times Counted	188072/333017	56.5 %	
Total Votes	155688		
CHARLES R. JENNINGS	78414	50.37%	
DIANE OREN	76225	48.96%	
Write-in Votes	1049	0.67%	

YOSEMITE COMMUNITY COLLEGE TRUSTEE AREA NO. 1 BOARD MEMBER			
	Total		
Number of Precincts	1		
Precincts Reporting	1	100.0 %	
Vote For	1		
Times Counted	147/193	76.2 %	
Total Votes	107		
DENISE SPRINGER	64	59.81%	
MARGIE BULKIN	43	40.19%	
Write-in Votes	0	0.00%	

Statewide General Election November 6 2018
 San Joaquin County
 FINAL OFFICIAL RESULTS (WITH WRITE-IN STATISTICS)

Date:12/06/2018
 Time:04:20:15 PM
 Page:4 of 12

Registered Voters 344605 - Total Ballots Cast 196635 57.1% VBM Ballots Cast 139857

Num. Report Precinct 485 - Num. Reporting 485 100.00%

STOCKTON UNIFIED SCHOOL DIST., TRUSTEE AREA			
NO. 2 BOARD MEMBER			
	Total		
Number of Precincts	23		
Precincts Reporting	23	100.0 %	
Vote For	1		
Times Counted	3936/10621	37.1 %	
Total Votes	3681		
ANGELANN FLORES	1969	53.49%	
JAZMINE HERNANDEZ	615	16.71%	
RALPH L. WHITE	790	21.46%	
KIASHA (MADAVE) MOOR	296	8.04%	
Write-in Votes	11	0.30%	

STOCKTON UNIFIED SCHOOL DIST., TRUSTEE AREA			
NO. 7 BOARD MEMBER			
	Total		
Number of Precincts	15		
Precincts Reporting	15	100.0 %	
Vote For	1		
Times Counted	6808/13332	51.1 %	
Total Votes	6032		
DEE JOHNSON	2346	38.89%	
CANDELARIA VARGAS	2522	41.81%	
AARON EDWARDS	1138	18.87%	
Write-in Votes	26	0.43%	

STOCKTON UNIFIED SCHOOL DIST., TRUSTEE AREA			
NO. 5 BOARD MEMBER			
	Total		
Number of Precincts	17		
Precincts Reporting	17	100.0 %	
Vote For	1		
Times Counted	5416/12328	43.9 %	
Total Votes	4742		
KITTY RUHSTALLER	1809	38.15%	
MARIA MENDEZ	1883	39.71%	
GRANT GILSON	1031	21.74%	
Write-in Votes	19	0.40%	

LINCOLN UNIFIED SCHOOL DIST., TRUSTEE AREA NO.			
1 BOARD MEMBER			
	Total		
Number of Precincts	9		
Precincts Reporting	9	100.0 %	
Vote For	1		
Times Counted	3690/5558	66.4 %	
Total Votes	3353		
SAMANTHA L CHAN	1203	35.88%	
JENNY VAN DE POL	2138	63.76%	
Write-in Votes	12	0.36%	

STOCKTON UNIFIED SCHOOL DIST., TRUSTEE AREA			
NO. 6 BOARD MEMBER			
	Total		
Number of Precincts	18		
Precincts Reporting	18	100.0 %	
Vote For	1		
Times Counted	5285/13004	40.6 %	
Total Votes	4701		
MICHAEL JONES, JR.	791	16.83%	
ANGELA PHILLIPS	1889	40.18%	
SCOT MCBRIAN	1990	42.33%	
Write-in Votes	31	0.66%	

MANTECA UNIFIED SCHOOL DIST., TRUSTEE AREA			
NO. 4 BOARD MEMBER			
	Total		
Number of Precincts	13		
Precincts Reporting	13	100.0 %	
Vote For	1		
Times Counted	5502/9043	60.8 %	
Total Votes	4742		
ANDREA COLLINS-CAMBR	1849	38.99%	
MARIE FREITAS	2870	60.52%	
Write-in Votes	23	0.49%	

Statewide General Election November 6 2018
 San Joaquin County
 FINAL OFFICIAL RESULTS (WITH WRITE-IN STATISTICS)

Date:12/06/2018
 Time:04:20:15 PM
 Page:5 of 12

Registered Voters 344605 - Total Ballots Cast 196635 57.1% VBM Ballots Cast 139857

Num. Report Precinct 485 - Num. Reporting 485 100.00%

MANTECA UNIFIED SCHOOLDIST., TRUSTEE AREA NO. 5 BOARD MEMBER			
	Total		
Number of Precincts	5		
Precincts Reporting	5	100.0 %	
Vote For	1		
Times Counted	4418/7684	57.5 %	
Total Votes	3883		
CATHY POPE-GOTSCHALL	2256	58.10%	
EVELYN MOORE	1614	41.57%	
Write-in Votes	13	0.33%	

LODI UNIFIED SCHOOL DISTRICT, TRUSTEE AREA NO. 1 BOARD MEMBER			
	Total		
Number of Precincts	20		
Precincts Reporting	20	100.0 %	
Vote For	1		
Times Counted	8437/13668	61.7 %	
Total Votes	6751		
BONITA "BONNIE" CASS	2833	41.96%	
SUSAN MACFARLANE	3871	57.34%	
Write-in Votes	47	0.70%	

ESCALON UNIFIED SCHOOL DIST., TRUSTEE AREA NO. 1 BOARD MEMBER			
	Total		
Number of Precincts	7		
Precincts Reporting	7	100.0 %	
Vote For	1		
Times Counted	957/1394	68.7 %	
Total Votes	840		
RYAN RISSETTO	306	36.43%	
RICHARD O. THOMPSON	526	62.62%	
Write-in Votes	8	0.95%	

LODI UNIFIED SCHOOL DISTRICT, TRUSTEE AREA NO. 4 BOARD MEMBER			
	Total		
Number of Precincts	34		
Precincts Reporting	34	100.0 %	
Vote For	1		
Times Counted	10285/14946	68.8 %	
Total Votes	8405		
COURTNEY PORTER	4803	57.14%	
DAVE SORGENT	2100	24.99%	
KANWALJEET GILL	1464	17.42%	
Write-in Votes	38	0.45%	

ESCALON UNIFIED SCHOOL DIST., TRUSTEE AREA NO. 2 BOARD MEMBER			
	Total		
Number of Precincts	7		
Precincts Reporting	7	100.0 %	
Vote For	1		
Times Counted	1049/1442	72.7 %	
Total Votes	887		
KATE ISIDRA POWELL	505	56.93%	
KURT S. KALE	373	42.05%	
Write-in Votes	9	1.01%	

LODI UNIFIED SCHOOL DISTRICT, TRUSTEE AREA NO. 5 BOARD MEMBER			
	Total		
Number of Precincts	8		
Precincts Reporting	8	100.0 %	
Vote For	1		
Times Counted	5754/9707	59.3 %	
Total Votes	4903		
RON HEBERLE	3592	73.26%	
RAMON YEPEZ	1277	26.05%	
Write-in Votes	34	0.69%	

Statewide General Election November 6 2018
 San Joaquin County
 FINAL OFFICIAL RESULTS (WITH WRITE-IN STATISTICS)

Date:12/06/2018
 Time:04:20:15 PM
 Page:6 of 12

Registered Voters 344605 -Total Ballots Cast 196635 57.1% VBM Ballots Cast 139857

Num. Report Precinct 485 - Num. Reporting 485 100.00%

TRACY UNIFIED SCHOOL DISTRICT BOARD MEMBER			
	Total		
Number of Precincts	71		
Precincts Reporting	71	100.0 %	
Vote For	4		
Times Counted	31244/48462	64.5 %	
Total Votes	84250		
AMENI E. ALEXANDER	10525	12.49%	
STEPHEN ABERCROMBIE	14650	17.39%	
SIMRAN KAUR	10211	12.12%	
JAMES YOUNG, SR.	7830	9.29%	
JAMES P. VAUGHN	6976	8.28%	
JEREMY SILCOX	7413	8.80%	
GREGORY SILVA	6763	8.03%	
LORI SOUZA	12531	14.87%	
MATEO MORELOS BEDOLL	7127	8.46%	
Write-in Votes	224	0.27%	

GALT JOINT UNION HIGH SCHOOL DISTRICT BOARD MEMBER			
	Total		
Number of Precincts	6		
Precincts Reporting	6	100.0 %	
Vote For	3		
Times Counted	2059/2962	69.5 %	
Total Votes	3774		
DENNIS RICHARDSON	709	18.79%	
ALICE HENDERSON	428	11.34%	
MATTHEW PRATTON	550	14.57%	
MELISSA NEUBURGER	573	15.18%	
PATRICK W. MAPLE	494	13.09%	
MARK BECK	1001	26.52%	
Write-in Votes	19	0.50%	

BANTA ELEMENTARY SCHOOL DISTRICT BOARD MEMBER			
	Total		
Number of Precincts	12		
Precincts Reporting	12	100.0 %	
Vote For	2		
Times Counted	1144/1795	63.7 %	
Total Votes	1763		
JOSHUA ANDERSON	449	25.47%	
DAN-JOE LOPEZ	335	19.00%	
GENE NEELY	512	29.04%	
FRANK I. SILVA	456	25.87%	
Write-in Votes	11	0.62%	

OAK VIEW UNION ELEMENTARY SCHOOL DISTRICT BOARD MEMBER			
	Total		
Number of Precincts	3		
Precincts Reporting	3	100.0 %	
Vote For	3		
Times Counted	1107/1535	72.1 %	
Total Votes	2085		
MARK HUFT	559	26.81%	
NORMAN PEARSON	497	23.84%	
DUSTIN MCDONALD	497	23.84%	
CODY BRUM	525	25.18%	
Write-in Votes	7	0.34%	

STOCKTON CITY COUNCIL DISTRICT 3			
	Total		
Number of Precincts	26		
Precincts Reporting	26	100.0 %	
Vote For	1		
Times Counted	12398/23681	52.4 %	
Total Votes	11487		
PAUL CANEPA	6256	54.46%	
SUSAN LOFTHUS	5231	45.54%	

Statewide General Election November 6 2018
 San Joaquin County
 FINAL OFFICIAL RESULTS (WITH WRITE-IN STATISTICS)

Date:12/06/2018
 Time:04:20:15 PM
 Page:7 of 12

Registered Voters 344605 - Total Ballots Cast 196635 57.1% VBM Ballots Cast 139857

Num. Report Precinct 485 - Num. Reporting 485 100.00%

STOCKTON CITY COUNCIL DISTRICT 5		
	Total	
Number of Precincts	25	
Precincts Reporting	25	100.0 %
Vote For	1	
Times Counted	7640/19048	40.1 %
Total Votes	7104	
CHRISTINA FUGAZI	3789	53.34%
DYANE BURGOS MEDINA	3315	46.66%

ESCALON CITY COUNCIL		
	Total	
Number of Precincts	7	
Precincts Reporting	7	100.0 %
Vote For	3	
Times Counted	2863/4034	71.0 %
Total Votes	6197	
ED ALVES	1445	23.32%
RICHARD PERCEY	911	14.70%
PETER KRUMEICH	1045	16.86%
STEPHANIE ENNIS WIEN	777	12.54%
ROBERT SWIFT	1414	22.82%
WILLIAM SMITH	549	8.86%
Write-in Votes	56	0.90%

MANTECA MAYOR		
	Total	
Number of Precincts	30	
Precincts Reporting	30	100.0 %
Vote For	1	
Times Counted	24622/39068	63.0 %
Total Votes	23117	
BENJAMIN CANTU	12042	52.09%
STEVE DEBRUM	10988	47.53%
Write-in Votes	87	0.38%

MANTECA CITY COUNCIL		
	Total	
Number of Precincts	30	
Precincts Reporting	30	100.0 %
Vote For	2	
Times Counted	24622/39068	63.0 %
Total Votes	36487	
JOSE NUÑO	9377	25.70%
MIKE MOROWIT	9322	25.55%
CHRIS SILVA	7770	21.30%
DAVID BREITENBUCHER	9934	27.23%
Write-in Votes	84	0.23%

LODI CITY COUNCIL DISTRICT 1		
	Total	
Number of Precincts	10	
Precincts Reporting	10	100.0 %
Vote For	1	
Times Counted	6046/8484	71.3 %
Total Votes	4911	
ALAN NAKANISHI	4694	95.58%
Write-in Votes	217	4.42%

LODI CITY COUNCIL DISTRICT 2		
	Total	
Number of Precincts	6	
Precincts Reporting	6	100.0 %
Vote For	1	
Times Counted	4216/6691	63.0 %
Total Votes	3801	
MARK CHANDLER	2406	63.30%
SPENCER RHOADS	1376	36.20%
Write-in Votes	19	0.50%

Statewide General Election November 6 2018
 San Joaquin County
FINAL OFFICIAL RESULTS (WITH WRITE-IN STATISTICS)

Date:12/06/2018
 Time:04:20:15 PM
 Page:8 of 12

Registered Voters 344605 - Total Ballots Cast 196635 57.1% VBM Ballots Cast 139857

Num. Report Precinct 485 - Num. Reporting 485 100.00%

LODI CITY COUNCIL DISTRICT 3		
	Total	
Number of Precincts	5	
Precincts Reporting	5	100.0 %
Vote For	1	
Times Counted	4714/7321	64.4 %
Total Votes	3431	
DOUG "KEEN" KUEHNE	3210	93.56%
Write-in Votes	221	6.44%

LATHROP MAYOR		
	Total	
Number of Precincts	12	
Precincts Reporting	12	100.0 %
Vote For	1	
Times Counted	5594/10487	53.3 %
Total Votes	4923	
SONNY DHALIWAL	4675	94.96%
Write-in Votes	248	5.04%

TRACY MAYOR		
	Total	
Number of Precincts	36	
Precincts Reporting	36	100.0 %
Vote For	1	
Times Counted	27245/42337	64.4 %
Total Votes	25915	
ROBERT RICKMAN	13433	51.83%
NANCY D. YOUNG	12356	47.68%
Write-in Votes	126	0.49%

LATHROP CITY COUNCIL MEMBER		
	Total	
Number of Precincts	12	
Precincts Reporting	12	100.0 %
Vote For	2	
Times Counted	5594/10487	53.3 %
Total Votes	8015	
PAUL AKINJO	2529	31.55%
DEBBIE ROCK	1028	12.83%
DIANE LAZARD	2330	29.07%
MINNIE "COTTON" DIA	2094	26.13%
Write-in Votes	34	0.42%

TRACY CITY COUNCIL		
	Total	
Number of Precincts	36	
Precincts Reporting	36	100.0 %
Vote For	2	
Times Counted	27245/42337	64.4 %
Total Votes	44222	
DAN TAVARES ARRIOLA	10100	22.84%
JUANA L. DEMENT	6952	15.72%
AMER HAMMUDI	4923	11.13%
VERONICA VARGAS	8371	18.93%
DOTTY NYGARD	8256	18.67%
CATALINA OLVERA	5516	12.47%
Write-in Votes	104	0.24%

LATHROP CITY COUNCIL MEMBER, Short TERM		
	Total	
Number of Precincts	12	
Precincts Reporting	12	100.0 %
Vote For	1	
Times Counted	5594/10487	53.3 %
Total Votes	5042	
STEVE DRESSER	2499	49.56%
JENNIFER TORRES-O'CA	2525	50.08%
Write-in Votes	18	0.36%

Statewide General Election November 6 2018
 San Joaquin County
 FINAL OFFICIAL RESULTS (WITH WRITE-IN STATISTICS)

Date:12/06/2018
 Time:04:20:15 PM
 Page:9 of 12

Registered Voters 344605 - Total Ballots Cast 196635 57.1% VBM Ballots Cast 139857

Num. Report Precinct 485 - Num. Reporting 485 100.00%

LOCKEFORD COMMUNITY SERVICES DISTRICT			
BOARD MEMBER			
	Total		
Number of Precincts	1		
Precincts Reporting	1	100.0 %	
Vote For	3		
Times Counted	921/1387	66.4 %	
Total Votes	1655		
JANINA "NINA" CHANDL	391	23.63%	
DAVID M. ROWE	329	19.88%	
PATRICK J. FISCHER	311	18.79%	
NOEL STETSON	285	17.22%	
GARY GORDON	327	19.76%	
Write-in Votes	12	0.73%	

MOUNTAIN HOUSE COMMUNITY SERVICES DISTRICT			
BOARD MEMBER			
	Total		
Number of Precincts	5		
Precincts Reporting	5	100.0 %	
Vote For	2		
Times Counted	3935/6489	60.6 %	
Total Votes	5244		
BRIAN LUCID	1668	31.81%	
VICTOR LIEW	1344	25.63%	
MANUEL "MANNY" MORENO	2118	40.39%	
Write-in Votes	114	2.17%	

WATERLOO-MORADA RURAL FIRE PROTECTION DISTRICT BOARD MEMBER			
	Total		
Number of Precincts	16		
Precincts Reporting	16	100.0 %	
Vote For	3		
Times Counted	4497/7114	63.2 %	
Total Votes	7355		
RALPH LUCCHETTI	2334	31.73%	
RYAN D. HAGGERTY	1556	21.16%	
MARC YOUNGBLOOD	2357	32.05%	
JOHN D. BAKER	1078	14.66%	
Write-in Votes	30	0.41%	

WOODBIDGE SANITARY DISTRICT BOARD MEMBER			
	Total		
Number of Precincts	2		
Precincts Reporting	2	100.0 %	
Vote For	1		
Times Counted	1620/2373	68.3 %	
Total Votes	1397		
MARY R. AVANTI	848	60.70%	
BRUCE HENZ	544	38.94%	
Write-in Votes	5	0.36%	

STOCKTON-EAST WATER DISTRICT DIVISION 7 BOARD MEMBER			
	Total		
Number of Precincts	222		
Precincts Reporting	222	100.0 %	
Vote For	1		
Times Counted	84179/169003	49.8 %	
Total Votes	74665		
THOMAS MCGURK	55636	74.51%	
MARK L. STEBBINS	18735	25.09%	
Write-in Votes	294	0.39%	

PROPOSITION 1 HOUSING ASSISTANCE BOND			
	Total		
Number of Precincts	485		
Precincts Reporting	485	100.0 %	
Vote For	1		
Times Counted	196634/344605	57.1 %	
Total Votes	188934		
YES	92306	48.86%	
NO	96628	51.14%	

Statewide General Election November 6 2018
 San Joaquin County
 FINAL OFFICIAL RESULTS (WITH WRITE-IN STATISTICS)

Date:12/06/2018
 Time:04:20:15 PM
 Page:10 of 12

Registered Voters 344605 - Total Ballots Cast 196635 57.1% VBM Ballots Cast 139857

Num. Report Precinct 485 - Num. Reporting 485 100.00%

PROPOSITION 2 BONDS FOR MENTAL HEALTH HOUSING			
	Total		
Number of Precincts	485		
Precincts Reporting	485	100.0 %	
Vote For	1		
Times Counted	196603/344605	57.1 %	
Total Votes	189615		
YES	111890	59.01%	
NO	77725	40.99%	

PROPOSITION 6 FUEL TAX REPEAL			
	Total		
Number of Precincts	485		
Precincts Reporting	485	100.0 %	
Vote For	1		
Times Counted	196394/344605	57.0 %	
Total Votes	191505		
YES	93560	48.86%	
NO	97945	51.14%	

PROPOSITION 3 BONDS FOR WATER PROJECTS			
	Total		
Number of Precincts	485		
Precincts Reporting	485	100.0 %	
Vote For	1		
Times Counted	196469/344605	57.0 %	
Total Votes	187335		
YES	90069	48.08%	
NO	97266	51.92%	

PROPOSITION 7 DAYLIGHT SAVING TIME			
	Total		
Number of Precincts	485		
Precincts Reporting	485	100.0 %	
Vote For	1		
Times Counted	196394/344605	57.0 %	
Total Votes	188949		
YES	100154	53.01%	
NO	88795	46.99%	

PROPOSITION 4 BONDS FOR HOSPITALS			
	Total		
Number of Precincts	485		
Precincts Reporting	485	100.0 %	
Vote For	1		
Times Counted	196403/344605	57.0 %	
Total Votes	189388		
YES	113573	59.97%	
NO	75815	40.03%	

PROPOSITION 8 DIALYSIS CLINIC REGULATION			
	Total		
Number of Precincts	485		
Precincts Reporting	485	100.0 %	
Vote For	1		
Times Counted	196394/344605	57.0 %	
Total Votes	190859		
YES	70974	37.19%	
NO	119885	62.81%	

PROPOSITION 5 PROPERTY TAX TRANSFER			
	Total		
Number of Precincts	485		
Precincts Reporting	485	100.0 %	
Vote For	1		
Times Counted	196394/344605	57.0 %	
Total Votes	187594		
YES	73223	39.03%	
NO	114371	60.97%	

PROPOSITION 10 RENT CONTROL			
	Total		
Number of Precincts	485		
Precincts Reporting	485	100.0 %	
Vote For	1		
Times Counted	196394/344605	57.0 %	
Total Votes	190424		
YES	60944	32.00%	
NO	129480	68.00%	

Statewide General Election November 6 2018
 San Joaquin County
 FINAL OFFICIAL RESULTS (WITH WRITE-IN STATISTICS)

Date:12/06/2018
 Time:04:20:15 PM
 Page:11 of 12

Registered Voters 344605 - Total Ballots Cast 196635 57.1% VBM Ballots Cast 139857

Num. Report Precinct 485 - Num. Reporting 485 100.00%

PROPOSITION 11 AMBULANCE EMPLOYEES ON CALL			
	Total		
Number of Precincts	485		
Precincts Reporting	485	100.0 %	
Vote For	1		
Times Counted	196394/344605	57.0 %	
Total Votes	188643		
YES	112875	59.84%	
NO	75768	40.16%	

MEASURE G LINDEN USD SCHOOL BOND			
	Total		
Number of Precincts	25		
Precincts Reporting	25	100.0 %	
Vote For	1		
Times Counted	4171/6449	64.7 %	
Total Votes	4033		
BONDS YES	1804	44.73%	
BONDS NO	2229	55.27%	

PROPOSITION 12 ANIMAL CONFINEMENT STANDARDS			
	Total		
Number of Precincts	485		
Precincts Reporting	485	100.0 %	
Vote For	1		
Times Counted	196394/344605	57.0 %	
Total Votes	188318		
YES	103687	55.06%	
NO	84631	44.94%	

MEASURE I RIPON USD SCHOOL BOND			
	Total		
Number of Precincts	14		
Precincts Reporting	14	100.0 %	
Vote For	1		
Times Counted	8414/11395	73.8 %	
Total Votes	8156		
BONDS YES	3992	48.95%	
BONDS NO	4164	51.05%	

MEASURE B COUNTY CANNABIS TAX			
	Total		
Number of Precincts	485		
Precincts Reporting	485	100.0 %	
Vote For	1		
Times Counted	196394/344605	57.0 %	
Total Votes	187686		
YES	119256	63.54%	
NO	68430	36.46%	

MEASURE L LODI SALES TAX			
	Total		
Number of Precincts	31		
Precincts Reporting	31	100.0 %	
Vote For	1		
Times Counted	19686/31748	62.0 %	
Total Votes	19242		
YES	11295	58.70%	
NO	7947	41.30%	

MEASURE E ESCALON USD SCHOOL BOND			
	Total		
Number of Precincts	22		
Precincts Reporting	22	100.0 %	
Vote For	1		
Times Counted	5361/7596	70.6 %	
Total Votes	5149		
BONDS YES	2488	48.32%	
BONDS NO	2661	51.68%	

MEASURE J MANTECA HOTEL TAX			
	Total		
Number of Precincts	30		
Precincts Reporting	30	100.0 %	
Vote For	1		
Times Counted	24588/39068	62.9 %	
Total Votes	23625		
YES	13664	57.84%	
NO	9961	42.16%	

Statewide General Election November 6 2018
 San Joaquin County
 FINAL OFFICIAL RESULTS (WITH WRITE-IN STATISTICS)

Date:12/06/2018
 Time:04:20:15 PM
 Page:12 of 12

Registered Voters 344605 - Total Ballots Cast 196635 57.1% VBM Ballots Cast 139857

Num. Report Precinct 485 - Num. Reporting 485 100.00%

MEASURE K STOCKTON AFFORDABLE HOUSING			
	Total		
Number of Precincts	138		
Precincts Reporting	138	100.0 %	
Vote For	1		
Times Counted	67002/136723	49.0 %	
Total Votes	63986		
YES	48542	75.86%	
NO	15444	24.14%	

MEASURE D TRACY CANNABIS TAX			
	Total		
Number of Precincts	36		
Precincts Reporting	36	100.0 %	
Vote For	1		
Times Counted	27223/42337	64.3 %	
Total Votes	26006		
YES	16187	62.24%	
NO	9819	37.76%	

MEASURE M TRACY GROWTH ORDINANCE			
	Total		
Number of Precincts	36		
Precincts Reporting	36	100.0 %	
Vote For	1		
Times Counted	27223/42337	64.3 %	
Total Votes	26388		
YES	5756	21.81%	
NO	20632	78.19%	

TURNOUT BY PRECINCT
San Joaquin County, November 6, 2018 Statewide General Election

Precinct	Polling OS	Polling TS	Provisional	Vote by Mail	Election Day	Total Ballots Cast	Registered Voters	Percent Turnout
11101	54	0	30	76	84	160	466	34.33%
11102	86	0	61	207	147	354	797	44.42%
11103	83	0	31	183	114	297	865	34.34%
11104	49	1	37	199	87	286	964	29.67%
11105	76	0	66	235	142	377	1155	32.64%
11106	87	0	50	258	137	395	997	39.62%
11107	84	0	36	139	120	259	778	33.29%
11108	75	0	31	280	106	386	1225	31.51%
11109	147	0	81	344	228	570	1498	38.05%
11111	109	0	78	454	187	641	1404	45.66%
11112	65	0	20	132	85	217	757	28.67%
11113	21	0	33	156	54	210	735	28.57%
11114	184	0	92	508	276	784	1672	46.89%
11115	118	0	63	335	181	516	1199	43.04%
11116	114	0	41	267	155	422	1189	35.49%
11117	116	0	95	334	211	545	1487	36.65%
11118	185	2	112	606	299	905	1921	47.11%
11119	31	0	38	131	69	200	776	25.77%
11120	81	0	46	185	127	312	821	38.00%
11122	135	0	69	367	204	571	1617	35.31%
11124	52	0	29	180	81	261	797	32.75%
11125	235	1	82	552	318	870	1417	61.40%
11127	147	0	77	442	224	665	1551	42.88%
11130	134	0	65	420	199	619	1271	48.70%
11137	170	0	82	622	252	874	1837	47.58%
11139	98	1	50	228	149	377	1026	36.74%
11140	58	0	37	177	95	272	885	30.73%
11142	246	0	152	771	398	1169	2461	47.50%
11147	147	0	86	443	233	676	1596	42.36%
11149	155	0	95	497	250	747	1365	54.73%
11151	91	0	89	324	180	504	1287	39.16%
11152	162	0	39	417	201	618	1019	60.65%

TURNOUT BY PRECINCT
San Joaquin County, November 6, 2018 Statewide General Election

Precinct	Polling OS	Polling TS	Provisional	Vote by Mail	Election Day	Total Ballots Cast	Registered Voters	Percent Turnout
11155	102	0	69	429	171	600	1677	35.78%
11158	71	0	57	279	128	407	931	43.72%
11166	173	0	98	525	271	796	1807	44.05%
11201	213	0	66	598	279	877	1315	66.69%
11203	124	0	30	353	154	507	674	75.22%
11204	205	0	46	698	251	949	1278	74.26%
11205	103	0	19	238	122	360	467	77.09%
11206	220	0	60	611	280	891	1286	69.28%
11208	63	0	36	190	99	289	660	43.79%
11209	169	0	64	606	233	839	1222	68.66%
11210	115	0	87	428	202	630	1462	43.09%
11211	95	2	53	386	150	536	965	55.54%
11212	144	0	57	421	201	622	1346	46.21%
11213	86	0	67	368	153	521	1108	47.02%
11214	49	0	26	109	75	184	639	28.79%
11215	118	0	68	524	186	710	1760	40.34%
11216	151	0	79	401	230	631	1708	36.94%
11217	392	0	121	1355	513	1868	2558	73.03%
11218	211	8	99	782	318	1100	2489	44.19%
11220	80	0	31	331	111	442	1019	43.38%
11221	216	0	65	550	281	831	1398	59.44%
11224	125	0	63	390	188	578	1132	51.06%
11227	141	0	93	536	234	770	1432	53.77%
11228	69	0	25	226	94	320	600	53.33%
11230	194	2	75	471	271	742	1299	57.12%
11231	163	0	83	588	246	834	1485	56.16%
11232	141	0	78	497	219	716	1458	49.11%
11234	88	0	72	391	160	551	1341	41.09%
11235	147	1	110	549	258	807	1729	46.67%
11236	87	9	37	380	133	513	932	55.04%
11239	62	0	26	229	88	317	589	53.82%
11240	60	0	35	250	95	345	780	44.23%

TURNOUT BY PRECINCT
San Joaquin County, November 6, 2018 Statewide General Election

Precinct	Polling OS	Polling TS	Provisional	Vote by Mail	Election Day	Total Ballots Cast	Registered Voters	Percent Turnout
11242	173	0	94	522	267	789	1458	54.12%
11244	122	0	51	372	173	545	1204	45.27%
11245	100	0	52	470	152	622	1019	61.04%
11249	162	0	63	489	225	714	1450	49.24%
11251	52	2	32	216	86	302	703	42.96%
11253	106	0	70	405	176	581	1393	41.71%
11257	93	0	37	352	130	482	1232	39.12%
11258	206	0	73	629	279	908	1981	45.84%
11259	93	0	30	232	123	355	546	65.02%
11260	72	0	28	251	100	351	913	38.44%
11265	76	0	23	272	99	371	652	56.90%
11266	113	0	54	280	167	447	1003	44.57%
11270	113	0	74	352	187	539	1548	34.82%
11271	88	0	40	311	128	439	1047	41.93%
11274	143	0	67	665	210	875	1759	49.74%
11278	109	0	80	392	189	581	1655	35.11%
11282	24	0	21	73	45	117	394	29.70%
11302	203	0	105	646	308	954	2018	47.27%
11303	274	0	78	778	352	1130	1848	61.15%
11304	236	0	63	836	299	1135	1691	67.12%
11305	187	0	45	1043	232	1275	1677	76.03%
11306	155	1	83	589	239	828	1583	52.31%
11308	247	0	97	651	344	995	1572	63.30%
11309	339	0	115	1119	454	1573	2626	59.90%
11312	143	0	72	519	215	734	1330	55.19%
11315	128	0	67	418	195	613	1560	39.29%
11319	253	0	97	798	350	1148	2035	56.41%
11320	207	0	68	624	275	899	1580	56.90%
11322	129	0	64	396	193	589	1432	41.13%
11323	268	0	98	762	366	1128	2266	49.78%
11324	136	0	57	418	193	611	1028	59.44%
11327	182	0	89	476	271	747	1449	51.55%

TURNOUT BY PRECINCT
San Joaquin County, November 6, 2018 Statewide General Election

Precinct	Polling OS	Polling TS	Provisional	Vote by Mail	Election Day	Total Ballots Cast	Registered Voters	Percent Turnout
11332	193	3	77	695	273	968	1604	60.35%
11333	112	0	27	335	139	474	709	66.85%
11335	173	0	62	544	235	779	1209	64.43%
11338	105	0	47	499	152	651	1198	54.34%
11342	52	0	34	222	86	308	655	47.02%
11344	170	0	37	565	207	772	1164	66.32%
11345	72	0	34	353	106	459	687	66.81%
11346	171	0	60	379	231	610	1183	51.56%
11353	120	0	49	430	169	599	1081	55.41%
33501	229	0	104	717	333	1050	1643	63.91%
33502	269	0	81	798	350	1148	1697	67.65%
33503	209	0	73	534	282	816	1284	63.55%
33504	152	0	55	415	207	622	1041	59.75%
33506	172	0	70	508	242	750	1341	55.93%
33507	228	0	75	625	303	928	1503	61.74%
33509	200	0	73	615	273	888	1451	61.20%
33510	189	0	97	712	286	998	1692	58.98%
33511	228	0	73	580	301	881	1507	58.46%
33513	132	0	76	595	208	803	1422	56.47%
33514	245	13	107	979	365	1344	2006	67.00%
33518	179	0	74	568	253	821	1257	65.31%
33520	227	0	73	797	300	1097	1657	66.20%
33522	168	23	102	710	293	1003	1576	63.64%
33523	155	12	54	493	221	714	1157	61.71%
33524	163	0	46	415	209	624	883	70.67%
33525	85	0	32	392	117	509	840	60.60%
33526	94	11	37	319	142	460	743	61.91%
33529	206	0	96	585	302	887	1395	63.58%
33530	315	7	139	1087	461	1548	2350	65.87%
33534	223	0	66	563	289	852	1240	68.71%
33535	136	17	34	533	187	720	1076	66.91%
33537	161	0	66	499	227	726	1121	64.76%

TURNOUT BY PRECINCT
San Joaquin County, November 6, 2018 Statewide General Election

Precinct	Polling OS	Polling TS	Provisional	Vote by Mail	Election Day	Total Ballots Cast	Registered Voters	Percent Turnout
33540	209	1	105	875	315	1190	1939	61.37%
33543	340	0	131	1134	471	1605	2294	69.97%
33545	226	0	81	614	307	921	1293	71.23%
33546	272	0	98	991	370	1361	1964	69.30%
33547	209	0	80	752	289	1041	1563	66.60%
33551	133	0	48	544	181	725	1091	66.45%
42401	196	0	81	534	277	811	1558	52.05%
42402	219	0	50	911	269	1180	1534	76.92%
42403	58	0	33	216	91	307	747	41.10%
42404	214	0	98	697	312	1009	1672	60.35%
42405	138	0	61	522	199	721	1570	45.92%
42406	270	0	88	1138	358	1496	2220	67.39%
42407	112	0	53	382	165	547	857	63.83%
42408	301	0	65	779	366	1145	1760	65.06%
42409	239	0	61	794	300	1094	1652	66.22%
42413	226	0	70	673	296	969	1576	61.48%
42417	162	0	45	778	207	985	1320	74.62%
42418	109	0	30	300	139	439	653	67.23%
42419	148	0	41	400	189	589	955	61.68%
42420	159	0	63	570	222	792	1264	62.66%
42421	141	0	35	479	176	655	907	72.22%
42423	199	0	47	702	246	948	1278	74.18%
42424	189	0	78	826	267	1093	1572	69.53%
42426	228	0	82	647	310	957	1718	55.70%
42427	107	0	63	241	170	411	1154	35.62%
42430	195	0	74	566	269	835	1480	56.42%
42434	28	0	8	190	36	226	320	70.63%
42437	124	0	59	300	183	483	1205	40.08%
42439	265	0	49	821	314	1135	1516	74.87%
42449	146	0	38	645	184	829	1183	70.08%
54301	240	0	82	675	322	997	1542	64.66%
54302	318	2	131	869	451	1320	2132	61.91%

TURNOUT BY PRECINCT
San Joaquin County, November 6, 2018 Statewide General Election

Precinct	Polling OS	Polling TS	Provisional	Vote by Mail	Election Day	Total Ballots Cast	Registered Voters	Percent Turnout
54304	334	0	104	853	438	1291	1974	65.40%
54305	271	0	79	639	350	987	1708	57.79%
54307	309	1	121	859	431	1290	2142	60.22%
54310	344	0	111	916	455	1371	2256	60.77%
54312	154	0	71	443	225	668	1348	49.55%
54318	293	0	85	2277	378	2655	3099	85.67%
54320	274	0	83	825	357	1182	2024	58.40%
54321	263	0	125	809	388	1196	2054	58.23%
54323	297	1	97	933	395	1328	2049	64.81%
54324	99	2	27	349	128	477	772	61.79%
54501	223	0	97	651	320	971	1842	52.71%
54503	221	0	53	623	274	897	1420	63.17%
54505	265	1	117	1068	383	1451	2228	65.13%
54508	255	0	74	781	329	1110	1732	64.09%
54509	127	0	70	501	197	698	1112	62.77%
54510	131	0	58	609	189	798	1344	59.38%
54511	267	0	114	902	381	1283	2101	61.07%
54515	237	0	61	751	298	1049	1726	60.78%
54520	167	0	78	591	245	836	1343	62.25%
54526	60	0	48	325	108	433	598	72.41%
64401	271	0	81	812	352	1164	1549	75.15%
64402	84	0	21	192	105	297	395	75.19%
64403	280	2	55	817	337	1154	1746	66.09%
64405	47	0	12	157	59	216	291	74.23%
74401	279	0	89	1054	368	1422	1936	73.45%
74402	396	0	91	1204	487	1691	2435	69.45%
74405	334	0	76	1199	410	1609	2136	75.33%
74407	361	0	115	1459	476	1935	2500	77.40%
84301	150	0	40	362	190	552	1072	51.49%
84302	255	0	65	505	320	825	1580	52.22%
84303	275	2	62	763	339	1102	2115	52.10%
84306	241	1	110	524	352	876	1723	50.84%

TURNOUT BY PRECINCT
San Joaquin County, November 6, 2018 Statewide General Election

Precinct	Polling OS	Polling TS	Provisional	Vote by Mail	Election Day	Total Ballots Cast	Registered Voters	Percent Turnout
84307	202	1	60	509	263	772	1527	50.56%
84308	137	2	71	509	210	719	1329	54.10%
84501	99	47	53	533	199	732	1116	65.59%
91101	75	0	35	120	110	230	613	37.52%
91102	129	0	79	399	208	607	1781	34.08%
91103	20	0	13	67	33	100	311	32.15%
91105	103	0	57	373	160	533	1401	38.04%
91107	134	0	56	339	190	529	1497	35.34%
91110	89	0	29	488	118	606	909	66.67%
91111	271	0	118	722	389	1111	2206	50.36%
91113	231	0	86	625	317	942	2272	41.46%
91115	334	0	138	868	472	1340	2548	52.59%
91204	30	0	9	93	39	132	307	43.00%
91205	256	0	69	576	325	901	1349	66.79%
91209	356	0	115	1033	471	1504	2530	59.45%
91213	248	0	82	943	330	1272	2066	61.57%
91217	172	0	78	551	250	801	2117	37.84%
91227	192	0	62	714	254	968	1487	65.10%
91228	65	0	19	254	84	338	638	52.98%
91305	102	0	28	354	130	484	679	71.28%
91402	147	0	37	446	184	629	871	72.22%
91403	79	0	14	338	93	431	588	73.30%
91404	60	0	10	172	70	242	340	71.18%
91405	97	0	30	300	127	426	660	64.55%
91409	278	0	74	840	352	1192	1804	66.08%
91421	77	0	23	283	100	383	637	60.13%
92404	100	0	31	445	131	576	868	66.36%
92405	148	0	54	462	202	664	1068	62.17%
92406	203	1	53	664	257	921	1387	66.40%
92407	171	0	49	564	220	784	1074	73.00%
92409	139	0	34	465	173	638	941	67.80%
92411	201	0	64	897	265	1162	1737	66.90%

TURNOUT BY PRECINCT
San Joaquin County, November 6, 2018 Statewide General Election

Precinct	Polling OS	Polling TS	Provisional	Vote by Mail	Election Day	Total Ballots Cast	Registered Voters	Percent Turnout
92412	73	0	22	248	95	342	525	65.14%
92413	70	0	12	312	82	394	564	69.86%
92414	79	0	36	191	115	306	475	64.42%
92416	80	0	24	328	104	432	605	71.40%
92418	116	0	31	470	147	617	865	71.33%
92419	311	0	86	1170	397	1567	2309	67.86%
92422	53	0	8	168	61	229	353	64.87%
92423	189	0	38	582	227	809	1081	74.84%
92432	53	0	12	193	65	258	397	64.99%
93501	262	1	64	813	327	1140	1636	69.68%
93502	108	0	18	223	126	349	521	66.99%
93503	60	0	19	148	79	227	388	58.51%
93504	48	0	24	240	72	312	537	58.10%
93505	147	1	37	336	185	521	750	69.47%
93521	296	2	121	837	419	1256	2016	62.30%
93522	281	5	137	922	423	1345	2199	61.16%
93523	306	4	127	898	437	1334	2274	58.66%
93524	54	0	15	191	69	260	381	68.24%
94101	101	1	41	240	143	383	709	54.02%
94111	258	0	81	690	339	1029	1581	65.09%
94114	28	0	15	122	43	165	382	43.19%
94402	52	0	6	163	58	221	310	71.29%
94403	38	0	11	222	49	271	358	75.70%
94405	63	1	15	318	79	397	532	74.62%
94408	62	0	23	332	85	417	580	71.90%
94409	41	0	13	171	54	225	317	70.98%
94410	87	0	14	385	101	486	685	70.95%
94501	47	0	37	330	84	414	625	66.24%
94503	34	0	17	211	51	262	343	76.38%
94506	115	0	33	356	148	504	768	65.63%
111060	0	0	7	50	7	57	143	39.86%
111100	0	0	13	55	13	68	210	32.38%

TURNOUT BY PRECINCT
San Joaquin County, November 6, 2018 Statewide General Election

Precinct	Polling OS	Polling TS	Provisional	Vote by Mail	Election Day	Total Ballots Cast	Registered Voters	Percent Turnout
111120	0	0	4	71	4	75	249	30.12%
111190	0	0	12	66	12	78	175	44.57%
111230	0	0	1	13	1	14	62	22.58%
111290	0	0	1	12	1	13	22	59.09%
111310	0	0	0	0	0	0	0	-
111320	0	0	0	3	0	3	4	75.00%
111400	0	0	0	1	0	1	1	100.00%
111401	0	0	0	0	0	0	0	-
111410	0	0	0	1	0	1	8	12.50%
111411	0	0	0	0	0	0	0	-
111430	0	0	0	0	0	0	0	-
111570	0	0	0	7	0	7	15	46.67%
111760	0	0	0	0	0	0	0	-
111770	0	0	0	0	0	0	0	-
111780	0	0	0	0	0	0	0	-
111790	0	0	0	0	0	0	0	-
112140	0	0	4	53	4	57	150	38.00%
112330	0	0	3	57	3	60	133	45.11%
112460	0	0	11	131	11	142	208	68.27%
112461	0	0	0	0	0	0	0	-
112520	0	0	6	67	6	73	123	59.35%
112600	0	0	1	11	1	12	38	31.58%
112680	0	0	9	84	9	93	241	38.59%
112840	0	0	9	109	9	118	243	48.56%
112870	0	0	3	20	3	23	57	40.35%
113010	0	0	0	0	0	0	0	-
113130	0	0	0	22	0	22	26	84.62%
113280	0	0	1	4	1	5	6	83.33%
113560	0	0	0	55	0	55	86	63.95%
113900	0	0	0	0	0	0	0	-
113910	0	0	0	0	0	0	0	-
335070	0	0	0	6	0	6	10	60.00%

TURNOUT BY PRECINCT
San Joaquin County, November 6, 2018 Statewide General Election

Precinct	Polling OS	Polling TS	Provisional	Vote by Mail	Election Day	Total Ballots Cast	Registered Voters	Percent Turnout
335280	0	0	0	4	0	4	6	66.67%
335310	0	0	1	4	1	5	6	83.33%
335410	0	0	8	130	8	138	177	77.97%
335440	0	0	0	13	0	13	15	86.67%
335560	0	0	12	42	12	54	93	58.06%
335640	0	0	0	4	0	4	4	100.00%
424030	0	0	0	1	0	1	3	33.33%
424320	0	0	1	15	1	16	23	69.57%
424321	0	0	0	0	0	0	0	-
424360	0	0	0	0	0	0	0	-
424380	0	0	1	26	1	27	39	69.23%
424400	0	0	0	4	0	4	12	33.33%
424420	0	0	0	0	0	0	0	-
543080	0	0	0	10	0	10	18	55.56%
543280	0	0	0	4	0	4	5	80.00%
545060	0	0	0	17	0	17	19	89.47%
545070	0	0	12	155	12	167	238	70.17%
545090	0	0	0	0	0	0	1	0.00%
545150	0	0	0	3	0	3	9	33.33%
545220	0	0	11	123	11	134	230	58.26%
545270	0	0	0	2	0	2	2	100.00%
644030	0	0	4	28	4	32	53	60.38%
644031	0	0	0	0	0	0	0	-
644900	0	0	0	0	0	0	0	-
835010	0	0	0	0	0	0	0	-
843070	0	0	0	2	0	2	7	28.57%
843110	0	0	1	10	1	11	15	73.33%
843160	0	0	0	3	0	3	3	100.00%
845020	0	0	0	0	0	0	0	-
911040	0	0	4	91	4	95	182	52.20%
911080	0	0	0	14	0	14	34	41.18%
911090	0	0	3	38	3	41	92	44.57%

TURNOUT BY PRECINCT
San Joaquin County, November 6, 2018 Statewide General Election

Precinct	Polling OS	Polling TS	Provisional	Vote by Mail	Election Day	Total Ballots Cast	Registered Voters	Percent Turnout
911130	0	0	1	2	1	3	18	16.67%
911190	0	0	1	17	1	18	23	78.26%
911191	0	0	1	8	1	9	14	64.29%
911200	0	0	0	3	0	3	15	20.00%
911210	0	0	1	3	1	4	6	66.67%
911211	0	0	0	34	0	34	73	46.58%
911212	0	0	0	6	0	6	15	40.00%
911220	0	0	4	41	4	45	92	48.91%
911230	0	0	0	13	0	13	22	59.09%
911231	0	0	0	7	0	7	9	77.78%
911250	0	0	4	23	4	27	100	27.00%
911260	0	0	0	5	0	5	11	45.45%
911270	0	0	0	0	0	0	0	-
911900	0	0	0	0	0	0	0	-
912010	0	0	1	44	1	45	68	66.18%
912020	0	0	0	5	0	5	13	38.46%
912030	0	0	7	32	7	39	113	34.51%
912031	0	0	13	176	13	189	252	75.00%
912040	0	0	3	44	3	47	90	52.22%
912041	0	0	0	0	0	0	1	0.00%
912042	0	0	8	86	8	94	184	51.09%
912043	0	0	0	0	0	0	0	-
912080	0	0	5	56	5	61	109	55.96%
912090	0	0	1	20	1	21	29	72.41%
912140	0	0	0	10	0	10	17	58.82%
912141	0	0	0	0	0	0	0	-
912142	0	0	0	3	0	3	5	60.00%
912160	0	0	0	0	0	0	2	0.00%
912240	0	0	0	1	0	1	2	50.00%
912290	0	0	0	0	0	0	1	0.00%
912300	0	0	0	0	0	0	0	-
912310	0	0	0	19	0	19	27	70.37%

TURNOUT BY PRECINCT
San Joaquin County, November 6, 2018 Statewide General Election

Precinct	Polling OS	Polling TS	Provisional	Vote by Mail	Election Day	Total Ballots Cast	Registered Voters	Percent Turnout
912320	0	0	0	0	0	0	1	0.00%
912330	0	0	0	0	0	0	0	-
912350	0	0	0	0	0	0	0	-
913040	0	0	1	4	1	5	7	71.43%
913070	0	0	0	73	0	73	110	66.36%
913080	0	0	0	1	0	1	1	100.00%
913081	0	0	7	99	7	106	131	80.92%
913090	0	0	3	75	3	78	121	64.46%
913100	0	0	0	4	0	4	6	66.67%
913120	0	0	0	0	0	0	0	-
913140	0	0	0	9	0	9	15	60.00%
913150	0	0	3	58	3	61	110	55.45%
913160	0	0	0	9	0	9	9	100.00%
914040	0	0	0	3	0	3	4	75.00%
914050	0	0	11	108	11	119	159	74.84%
914051	0	0	1	13	1	14	18	77.78%
914060	0	0	1	64	1	65	81	80.25%
914061	0	0	0	12	0	12	15	80.00%
914130	0	0	0	17	0	17	25	68.00%
914150	0	0	3	31	3	34	44	77.27%
914160	0	0	4	84	4	88	149	59.06%
914170	0	0	1	47	1	48	68	70.59%
914180	0	0	2	28	2	30	45	66.67%
914220	0	0	1	67	1	68	86	79.07%
914230	0	0	0	5	0	5	6	83.33%
914231	0	0	0	22	0	22	32	68.75%
914240	0	0	3	41	3	44	82	53.66%
914250	0	0	0	1	0	1	3	33.33%
923010	0	0	0	9	0	9	20	45.00%
924010	0	0	1	11	1	12	17	70.59%
924011	0	0	1	107	1	108	151	71.52%
924020	0	0	0	55	0	55	71	77.46%

TURNOUT BY PRECINCT
San Joaquin County, November 6, 2018 Statewide General Election

Precinct	Polling OS	Polling TS	Provisional	Vote by Mail	Election Day	Total Ballots Cast	Registered Voters	Percent Turnout
924021	0	0	0	29	0	29	46	63.04%
924030	0	0	2	75	2	77	101	76.24%
924031	0	0	3	153	3	156	232	67.24%
924032	0	0	0	27	0	27	41	65.85%
924040	0	0	0	6	0	6	12	50.00%
924041	0	0	10	120	10	130	210	61.90%
924080	0	0	15	156	15	171	233	73.39%
924160	0	0	2	51	2	53	64	82.81%
924190	0	0	0	13	0	13	19	68.42%
924200	0	0	0	0	0	0	0	-
924210	0	0	1	3	1	4	9	44.44%
924240	0	0	9	129	9	138	178	77.53%
924250	0	0	0	8	0	8	11	72.73%
924270	0	0	1	17	1	18	24	75.00%
924290	0	0	0	8	0	8	9	88.89%
924320	0	0	0	23	0	23	35	65.71%
924321	0	0	0	3	0	3	4	75.00%
924330	0	0	4	123	4	127	221	57.47%
924360	0	0	5	39	5	44	77	57.14%
924361	0	0	0	26	0	26	32	81.25%
924370	0	0	0	50	0	50	74	67.57%
924380	0	0	0	36	0	36	65	55.38%
924390	0	0	1	4	1	5	6	83.33%
924400	0	0	1	31	1	32	53	60.38%
933010	0	0	2	70	2	72	123	58.54%
933020	0	0	1	52	1	53	85	62.35%
933030	0	0	0	90	0	90	163	55.21%
933040	0	0	0	1	0	1	1	100.00%
935030	0	0	1	45	1	46	102	45.10%
935050	0	0	0	0	0	0	0	-
935070	0	0	3	58	3	61	92	66.30%
935080	0	0	3	36	3	39	68	57.35%

TURNOUT BY PRECINCT
San Joaquin County, November 6, 2018 Statewide General Election

Precinct	Polling OS	Polling TS	Provisional	Vote by Mail	Election Day	Total Ballots Cast	Registered Voters	Percent Turnout
935081	0	0	0	0	0	0	0	-
935090	0	0	0	6	0	6	17	35.29%
935100	0	0	2	110	2	112	140	80.00%
935110	0	0	0	47	0	47	79	59.49%
935111	0	0	0	0	0	0	0	-
935130	0	0	3	21	3	24	30	80.00%
935140	0	0	1	25	1	26	37	70.27%
935150	0	0	0	26	0	26	31	83.87%
935160	0	0	3	113	3	116	162	71.60%
935170	0	0	2	7	2	9	15	60.00%
935180	0	0	0	12	0	12	20	60.00%
935181	0	0	1	136	1	137	229	59.83%
935200	0	0	0	0	0	0	0	-
935250	0	0	0	0	0	0	0	-
935260	0	0	3	50	3	53	68	77.94%
935270	0	0	0	29	0	29	45	64.44%
935290	0	0	0	10	0	10	13	76.92%
935300	0	0	0	8	0	8	9	88.89%
935330	0	0	0	0	0	0	0	-
935340	0	0	0	1	0	1	1	100.00%
935370	0	0	0	21	0	21	29	72.41%
935380	0	0	0	16	0	16	22	72.73%
935390	0	0	0	0	0	0	0	-
935400	0	0	0	0	0	0	0	-
935410	0	0	0	0	0	0	5	0.00%
935420	0	0	0	0	0	0	0	-
935430	0	0	1	16	1	17	25	68.00%
941020	0	0	0	0	0	0	0	-
941030	0	0	2	23	2	25	48	52.08%
941040	0	0	2	30	2	32	39	82.05%
941050	0	0	4	36	4	40	69	57.97%
941070	0	0	2	90	2	92	293	31.40%

TURNOUT BY PRECINCT
San Joaquin County, November 6, 2018 Statewide General Election

Precinct	Polling OS	Polling TS	Provisional	Vote by Mail	Election Day	Total Ballots Cast	Registered Voters	Percent Turnout
941090	0	0	0	0	0	0	6	0.00%
941100	0	0	0	13	0	13	24	54.17%
941130	0	0	0	0	0	0	0	-
943010	0	0	2	64	2	66	115	57.39%
943020	0	0	2	77	2	79	125	63.20%
943021	0	0	4	66	4	70	119	58.82%
943030	0	0	3	118	3	121	226	53.54%
943040	0	0	1	52	1	53	79	67.09%
943060	0	0	0	8	0	8	18	44.44%
943070	0	0	2	32	2	34	55	61.82%
943080	0	0	2	78	2	80	113	70.80%
943110	0	0	0	2	0	2	2	100.00%
943120	0	0	0	18	0	18	19	94.74%
943130	0	0	0	27	0	27	67	40.30%
943140	0	0	0	1	0	1	4	25.00%
944020	0	0	1	5	1	6	8	75.00%
944040	0	0	0	58	0	58	70	82.86%
944060	0	0	3	161	3	164	223	73.54%
944080	0	0	5	104	5	109	144	75.69%
944081	0	0	8	104	8	112	153	73.20%
944090	0	0	1	19	1	20	36	55.56%
944110	0	0	0	53	0	53	68	77.94%
944120	0	0	0	0	0	0	0	-
944121	0	0	0	0	0	0	0	-
944130	0	0	6	157	6	163	222	73.42%
944140	0	0	11	136	11	147	193	76.17%
945020	0	0	5	39	5	44	72	61.11%
945040	0	0	0	38	0	38	68	55.88%
945041	0	0	1	19	1	20	38	52.63%
945050	0	0	3	33	3	36	65	55.38%
945051	0	0	3	44	3	47	72	65.28%
945052	0	0	0	2	0	2	2	100.00%

TURNOUT BY PRECINCT
San Joaquin County, November 6, 2018 Statewide General Election

Precinct	Polling OS	Polling TS	Provisional	Vote by Mail	Election Day	Total Ballots Cast	Registered Voters	Percent Turnout
945060	0	0	2	6	2	8	15	53.33%
945061	0	0	0	0	0	0	0	-
945070	0	0	0	0	0	0	0	-
945080	0	0	0	0	0	0	0	-
945090	0	0	0	3	0	3	6	50.00%
TOTAL	40578	195	16081	139857	56854	196698	344605	57.1%