

# San Joaquin County

---

Election Advisory Committee

January 4, 2024



# Official Ballot Drop Boxes

## Uninterrupted Monitoring & Security Surveillance



Antenna

(Inside)

Edge Controller  
500GB-1TB SSD

Toolless Installation

360° PTZ Camera

### TECHNICAL SPECIFICATIONS

WEIGHT	1,900 lbs
SUSPENSION	3,500 lbs axle & springs
TIRE SIZE	13"
POWER	24 V DC @ 24 watts (disarmed) @ 35 watts (armed) @ 100 watts (max, floodlight on)
SOLAR GENERATION	800 watts
BATTERY CAPACITY	460 AH

Estimated Rental Total: \$80,000/ election





# Official Ballot Drop Boxes

## Surveillance

- Cloud Storage
- Portability
- Damage & Vandalism



## IV. Discussion Items: Item 1) Feasible Methods of Surveillance/Monitoring of Drop Boxes

# Vote by Mail Ballot Retrieval Tracking System

**Registrar of Voters**  
SAN JOAQUIN COUNTY

**Ballot Retrieval Chain of Custody Form**  
Official Drop Box Ballot  
Primary Election March 5, 2024

Retrieval Area 1

1 2 3 4

**Ballot Retrieval**

Location: Drop Box ID:

Date: Arrival Time: Departure Time:

Ballot Box Seal #: Ballot Box Replacement Seal #:

Ballot Box Seal Intact: ☐ YES ☐ NO Evidence of Tampering: ☐ YES ☐ NO

Transport Box ID: Transport Box Seal #:

Name: Signature:

Name: Signature:

**Delivered to San Joaquin County Registrar of Voters' Main Office**

Date: Arrival Time: Initial #1: Initial #2:

**Office Use Only**

Date: Receival Time:

Transport Box ID: Transport Box Seal #:

Transport Box Bag Seal Intact: ☐ YES ☐ NO Evidence of Tampering: ☐ YES ☐ NO

Election Official Designee Name: Signature:

Ballot Count

	VBM	UOCAVA	Out of County	Other

Initials #1: Initials #2: Initials #3:

Tape Ballot Box Seal Here

Notes:

Revised November 2023 3052410001

Printed Form

**Ballot Retrieval Form**

This form needs to be filled out by the Ballot Retrievers.

**Arrival Date and Time\***

1/3/2024 04:28 PM

**Drop Box Location ID\***

Location 2

**Drop Box Location Name 2**

Viaggio Estate Winery

**Drop Box Location\***

Find address or place

Tip: This question will try to use your location. Press to continue.

Esri, USGS | Esri, FAO, NOAA, USGS Powered by Esri

No geometry captured yet.

**Ballot Box Seal Intact?\***

-Please select-

**Ballot Box Seal #\***

123

Digital Forms

**Registrar of Voters' Main Office Ballot Retrieval Hand Over Form**

Election Official Use Only

**Arrival date and time\***

MM/DD/YYYY hh:mm

**Transport Bag Seal Intact?\***

-Please select-

**Transport Bag Seal #\***

123

**Evidence of Tampering?\***

-Please select-

**Election Official Designee Name\***

The election official designee who would be receiving the ballots from the ballot retrievers.

**Election Official Designee Signature\***

Please sign above the line

Signature Requirement for Authorized Agent



**STATE OF CALIFORNIA  
ELECTIONS CODE Section 3011**

***3011. (a) (9) The name and signature of the person authorized by the voter to return the vote by mail ballot pursuant to Section 3017.***

***(c) Notwithstanding paragraph (9) of subdivision (a), a ballot shall not be disqualified solely because the person authorized to return it did not provide on the identification envelope their name or signature.***

# Official Ballot Drop Boxes

STATE OF CALIFORNIA  
CODE OF REGULATIONS  
TITLE 20133

## Section 20133

*(a) Drop-off locations shall be determined by the county elections official. In determining locations, the elections official shall, at a minimum, consider concentrations of population, geographic areas, voter convenience, proximity to public transportation, community-based locations, security, and available funding.*

*(c) The number of drop-off locations and drop boxes shall be determined by the county elections official.*





# Official Ballot Drop Boxes

at Police Stations

STATE OF CALIFORNIA  
ELECTIONS CODE Section 18544

***18544. (a) Any person in possession of a firearm or any uniformed peace officer, private guard, or security personnel or any person who is wearing a uniform of a peace officer, guard, or security personnel, who is stationed in the immediate vicinity of, or posted at, a polling place without written authorization of the appropriate city or county elections official is punishable by a fine not exceeding ten thousand dollars(\$10,000), by imprisonment pursuant to subdivision (h) of Section 1170 of the Penal Code for 16 months or two or three years, or in a county jail not exceeding one year, or by both that fine and imprisonment.***

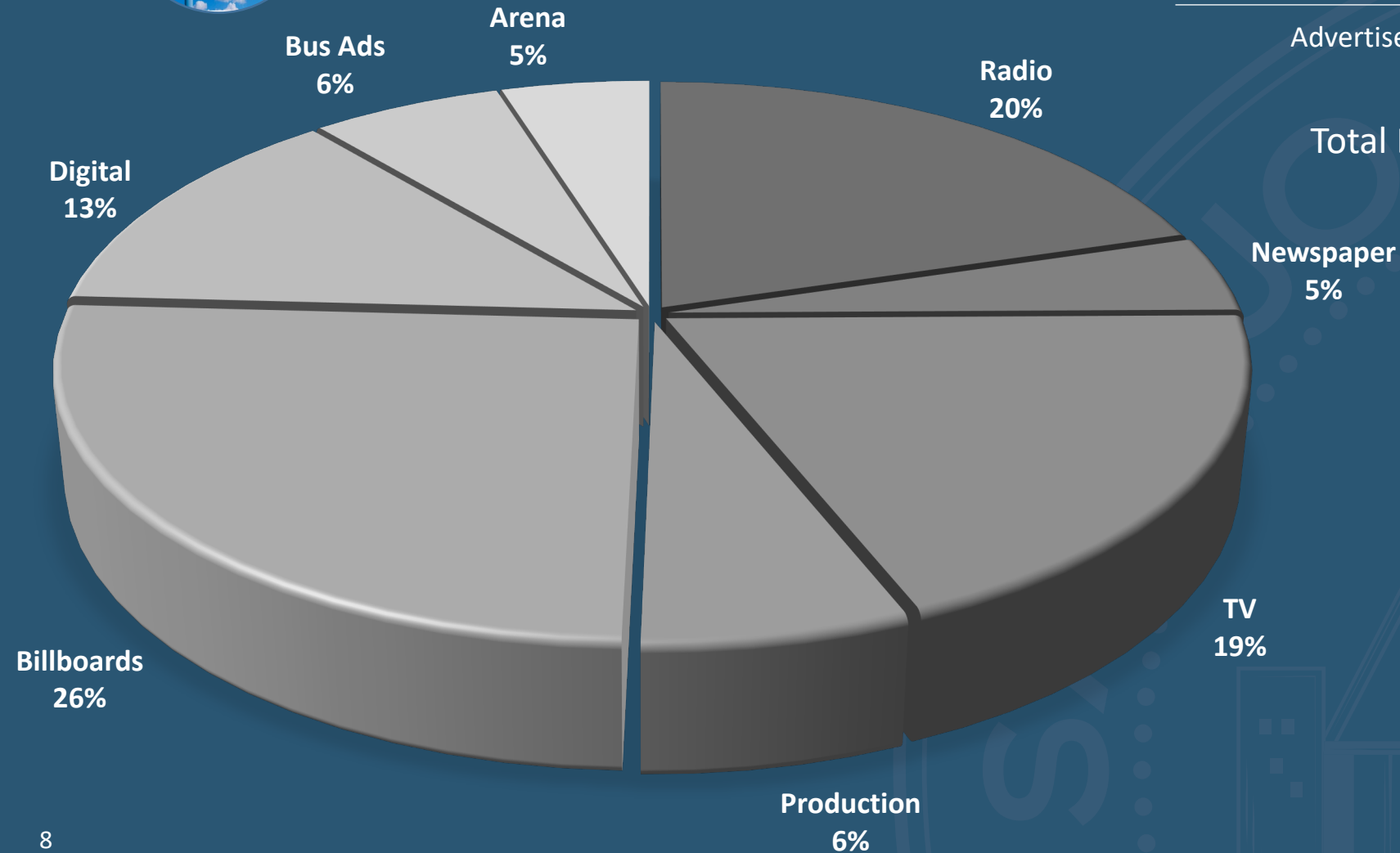


## Primary Presidential Election 2024

Advertisement Campaign Distribution

Total Expenditure \$ 211,000

Advertisement Methods







The Record

Lodi News-Sentinel

Tracy Press

MANTECA BULLETIN

Escalon Times

# Newspaper

23 Print Advertisements  
from January to March

ADOPT A POLL

SAN JOAQUIN COUNTY

Great things grow here.



YOU OR YOUR ORGANIZATION WILL TAKE ON THE RESPONSIBILITY OF SUPERVISING A POLLING PLACE ON ELECTION DAY.

PRESIDENTIAL PRIMARY ELECTION  
**MARCH 5, 2024**

Registrar of Voters  
SAN JOAQUIN COUNTY

(209) 468-VOTE SJCROV.ORG

★ ★ ★ ★ ★ ★ ★ ★

Registrar of Voters  
SAN JOAQUIN COUNTY

TIME IS TICKING  
ELECTION DAY IS ON THE WAY!  
PRESIDENTIAL PRIMARY ELECTION



**MARCH 5, 2024**  
THE COUNT DOWN IS ON!  
Save the date.

CHECK YOUR VOTER STATUS  
VOTERSTATUS.SOS.CA.GOV

Ensure you are registered. MY VOTER STATUS

REGISTER TO VOTE  
REGISTERTOVOTE.SOS.CA.GOV

REGISTER TO VOTE VOTE CALIFORNIA Register or re-register to vote.

TRACK YOUR BALLOT  
WHEREISMYBALLOT.SOS.CA.GOV

Track your ballot every step of the way. WHERE'S MY BALLOT?

(209) 468-VOTE SJCROV.ORG

it's time to ★ Vote! ★

PRESIDENTIAL PRIMARY ELECTION  
*March 5, 2024*  
★ POLLS OPEN AT 7AM - 8PM

TAKE THE TIME TO GO OUT AND VOTE!


- ★ MAIL IN YOUR BALLOT
- ★ VOTE IN PERSON
- ★ FIND A POLLING LOCATION

SCAN BELOW FOR THE NEAREST DROP BOX LOCATION

Registrar of Voters  
SAN JOAQUIN COUNTY

(209) 468-VOTE  
SJCROV.ORG

Scan Here




Expenditure Total: \$ 9,503

Newspaper



## Bus Ads

40 RTD buses with Exterior and Interior Ads



Expenditure Total : \$ 13,132



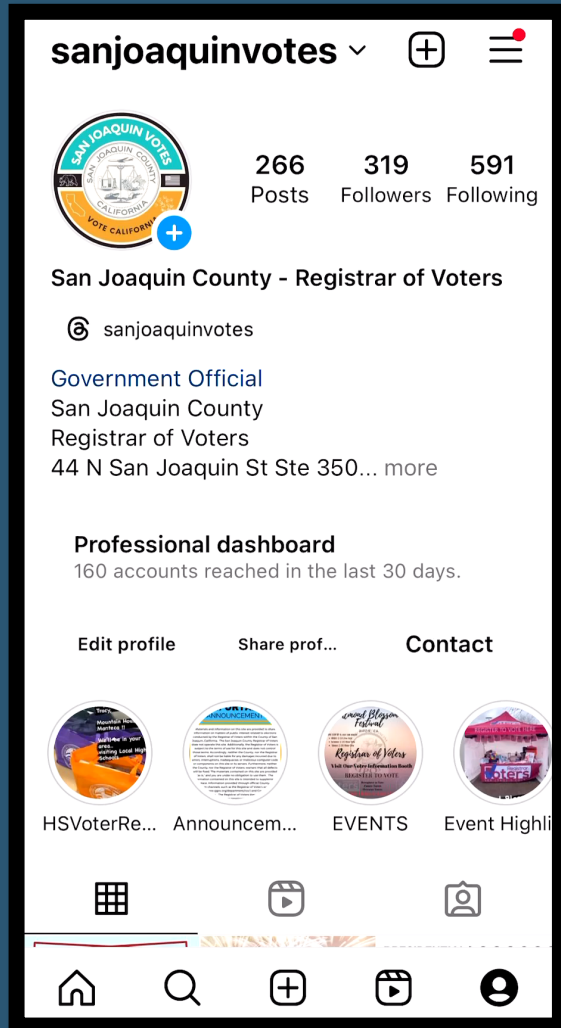
Newspaper   Bus Ads



# Outreach

Attended over 25 Outreach Events in 2023

[voteroutreach@sjgov.org](mailto:voteroutreach@sjgov.org)  
(209) 468-0677



Upcoming Outreach Events:  
4 Stockton Kings game at the  
Adventist Health Arena



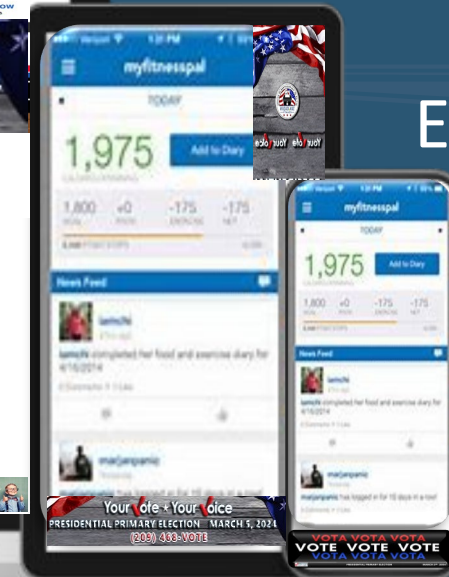
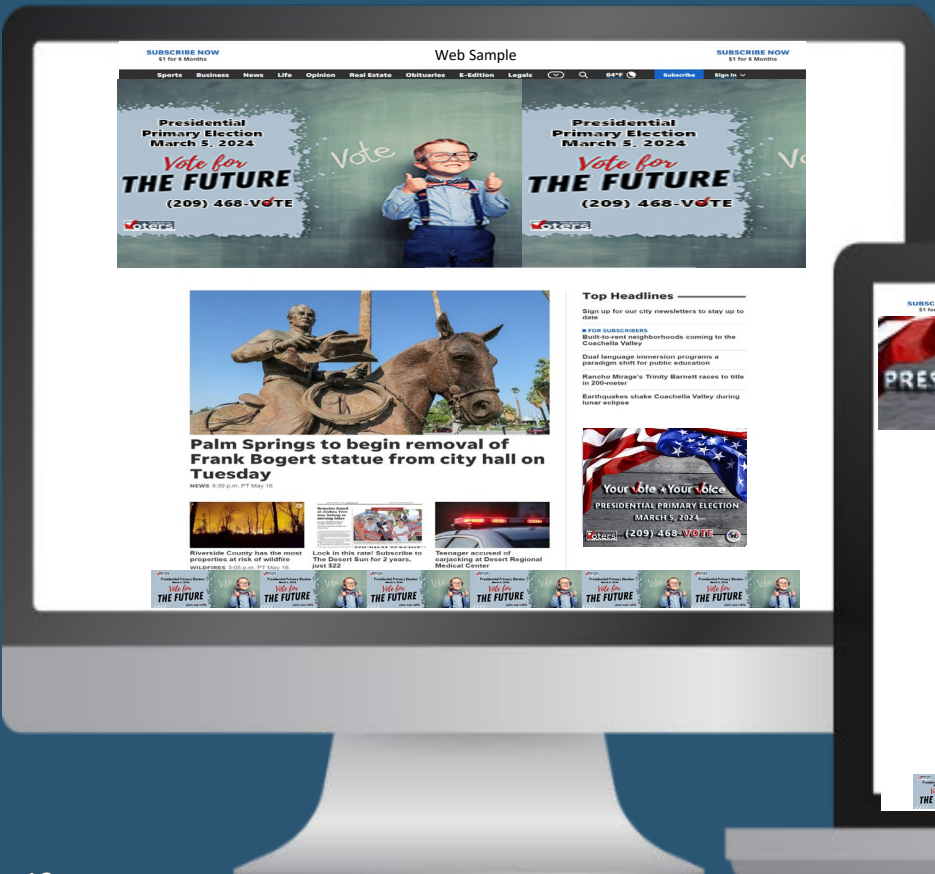
Newspaper Bus Ads Outreach



# Digital

- Collaborating with 5 different vendors
- Mobile advertisements across 100 apps
- Multiple websites starting on January 1<sup>st</sup>
- Geo-fenced for SJC ; 18+ yrs. old

Expenditure Total:  
\$ 27,550





Newspaper

Bus Ads

Outreach

Digital



# Billboards



Locations:

- 8 Static Billboards
- 6 Digital Billboards

Expenditure  
Total:  
\$ 53,864



20

Newspaper

Bus Ads

Outreach

Digital

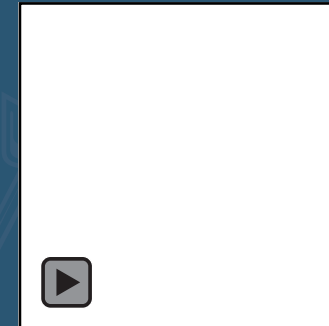
Billboards



## Radio



- 5 Radio Stations
- Ad runs from January to March



Expenditure Total: \$42,862



Newspaper

Bus Ads

Outreach

Digital

Billboards

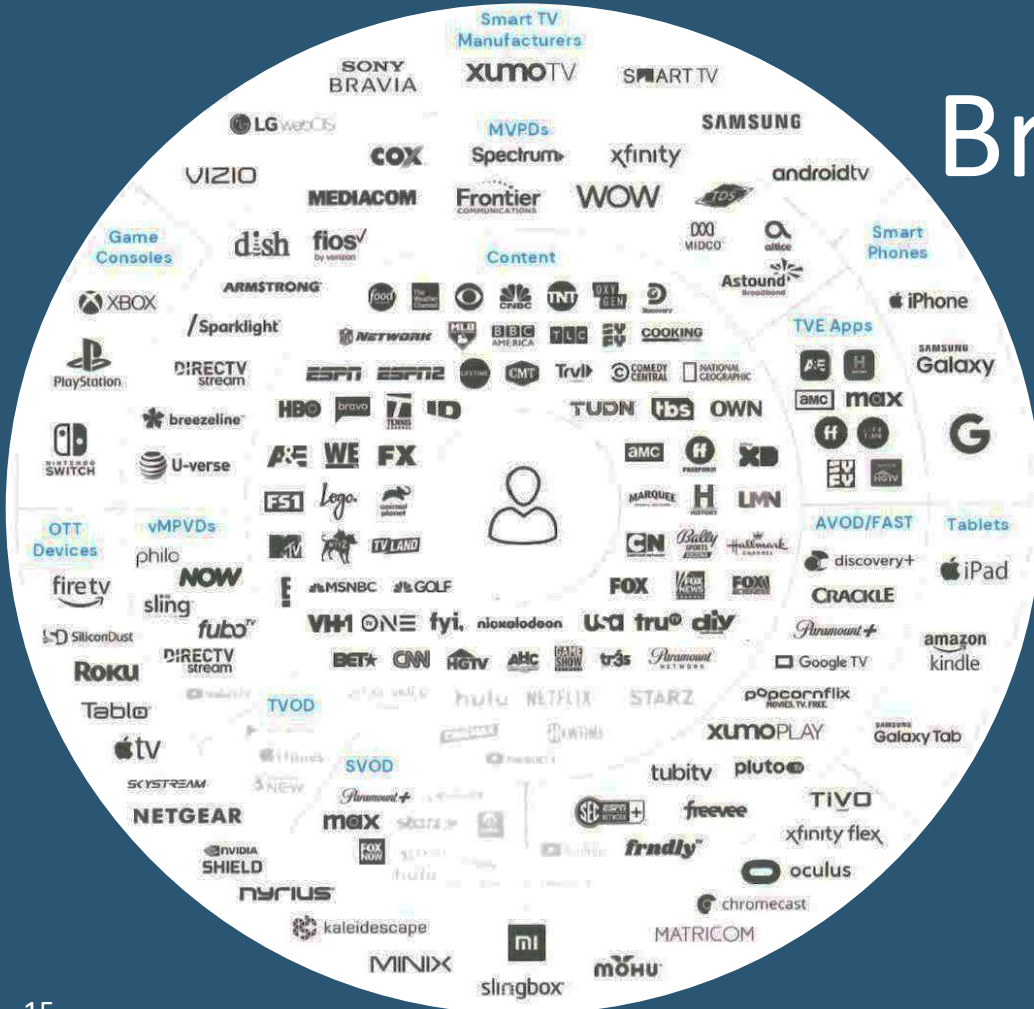
Radio



# Broadcast & Streaming

8 Commercials

Over 8,000 runs on various platforms



Expenditure Total: \$ 40,377



Newspaper

Bus Ads


Outreach

Digital

Billboards

Radio


Broadcast



# Adventist Health Arena

7 Stockton Kings Home Games  
from January to March

Expenditure Total: \$ 10,250








## Primary Presidential Election 2024

Follow us on  
Social Media!



# Adopt-A-Poll Program



**COUNTY OF  
SAN JOAQUIN**

Voter Information Guide  
& Sample Ballot

**BILINGUAL | BILINGÜE**

The information included in this  
guide is in both English and Spanish.

*Guía de información para el  
votante y boleta de muestra*

*La información incluida en esta guía  
se encuentra en inglés y en español.*

**Presidential Primary Election  
March 5, 2024**

***Elección Primaria Presidencial  
5 de marzo de 2024***

Assigned polling location information is listed on the back of this guide.  
*La información sobre el lugar de votación asignado se encuentra en la parte posterior de esta guía.*

To sign up for the Adopt-a-Poll program, please complete  
the Election Officer Application on the back of this guide.

*Para inscribirse en el programa Adopta-un-Lugar de Votación, por favor  
complete la solicitud de Oficial Electoral en la parte posterior de esta guía.*

**SAN JOAQUIN COUNTY  
REGISTRAR OF VOTERS**

**March 5, 2024 - Presidential Primary Election**

**BALLOT RETURN OPTIONS**

**VOTE IN PERSON**

**YOUR POLLING LOCATION IS:**

<<Polling Place Name, Address, City>>

Open on March 5, 2024 from 7 AM to 8 PM

**OFFICIAL BALLOT  
DROP BOX LOCATIONS**

Drop Boxes are available  
February 5, 2024 - March 5, 2024  
All Drop Boxes will close at 8 PM on Election Day

**SCAN ME!**

To find your nearest  
Drop Box  
Location

Visit [www.sjcrov.org](http://www.sjcrov.org) OR Call (209) 468-VOTE

**REGISTRAR OF VOTERS OFFICE**

**COUNTY ADMINISTRATION BUILDING**  
44 NORTH SAN JOAQUIN STREET, STOCKTON  
THIRD FLOOR, SUITE 350

**Full Services Available**

Monday - Friday ..... 8 AM - 5 PM  
Saturday, March 2, 2024 ..... 8 AM - 5 PM  
Election Day, Tuesday, March 5, 2024 ..... 7 AM - 8 PM

24-hour Ballot Drop Box ..... Closes at 8 PM on March 5, 2024

Drive-Up Democracy ..... 7 AM - 8 PM Election Day ONLY

Sign up for the **Adopt-a-Poll** program,  
Contact us at (209)468-2892,  
email [polls@sjgov.org](mailto:polls@sjgov.org) or visit our web page at [www.sjcrov.org](http://www.sjcrov.org)

44 N. San Joaquin Street, Suite 350 | Stockton, California 95202 | T 209 468 8683 | F 209 468 9534  
Ballot wrap: LUCIANA\_HAYES voter December 27, 2023 9:14 AM

- 2 Pending Inquiries
- Ongoing program advertisements

# Voter Registration & Voter List Maintenance Report

Count Statistics - Major Districts

Major Districts View

Language Counts VBM Program Status Counts Party Counts ☒ Include Cities?

2020 Final Precinct Set (Active Set)

Major Districts	Status	Total Req	English	Spanish	Other
County Of San Joaquin	Active	365,519	352,997	9,654	2,868
9th Congressional District	Active	345,384	333,580	9,149	2,655
13th Congressional District	Active	20,135	19,417	505	213
5th Senatorial District	Active	365,519	352,997	9,654	2,868
9th Assembly District	Active	152,294	147,967	3,585	742
13th Assembly District	Active	213,225	205,030	6,069	2,126
1st Supervisorial Dist	Active	56,571	53,049	3,228	294
2nd Supervisorial Dist	Active	70,489	68,341	1,451	697
3rd Supervisorial Dist	Active	82,007	79,525	1,776	706
4th Supervisorial Dist	Active	75,883	73,784	1,613	486
5th Supervisorial Dist	Active	80,569	78,298	1,586	685
City Of Stockton	Active	134,747	129,296	3,993	1,458
City Of Stockton-1st Council Di...	Active	29,091	28,154	478	459
City Of Stockton-2nd Council D...	Active	20,141	19,132	550	459
City Of Stockton-3rd Council Di...	Active	25,389	24,817	415	157
City Of Stockton-4th Council Di...	Active	24,863	24,319	401	143
City Of Stockton-5th Council Di...	Active	15,579	14,588	897	94
City Of Stockton-6th Council Di...	Active	19,684	18,286	1,252	146
City Of Tracy	Active	47,693	46,064	1,182	447
City Of Lodi	Active	34,141	33,350	720	71
City of Lodi-1st Council District	Active	9,941	9,857	62	22
City of Lodi-2nd Council District	Active	6,740	6,630	107	3
City of Lodi-3rd Council District	Active	7,229	7,105	116	8
City of Lodi-4th Council District	Active	3,502	3,221	269	12
City of Lodi-5th Council District	Active	6,729	6,537	166	26
City Of Manteca	Active	45,363	44,041	991	331
City of Manteca-1st Council Di...	Active	11,672	11,301	254	117
City of Manteca-2nd Council Di...	Active	12,327	12,008	190	129
City of Manteca-3rd Council Di...	Active	9,312	8,936	344	32
City of Manteca-4th Council Di...	Active	12,052	11,796	203	53
City Of Escalon	Active	4,417	4,323	86	8
City Of Ripon	Active	9,877	9,751	86	40
City Of Lathrop	Active	15,586	14,950	444	192

Total Registered Voters

**365,519**



# Voter Registration & Voter List Maintenance Report

Data Entry Statistics 08/01/2023 to 08/31/2023			
User ID	Group Type	Records	
	Voter Update	1	
	<b>Total:</b>	<b>1</b>	
	COVR Online Registration	7	
	<b>Total:</b>	<b>7</b>	
	Voter 3PCOA	39	
	Voter Add	1	
	Voter Update	129	
	Agency Cancel(Death)	301	
	Agency Update	233	
	Agency Update(Auto NCOA)	676	
	Agency Update(NCOA)	51	
	VoteCal Push Voter	19	
	COVR Online Registration	1342	
	<b>Total:</b>	<b>2791</b>	
	Voter Cancel	15	
	Voter Update	31	
	<b>Total:</b>	<b>46</b>	
	Voter Add	241	
	Voter Update	4	
	COVR Online Registration	1509	
	<b>Total:</b>	<b>1754</b>	
	Voter Add	2	
	Voter Cancel	28	
	Voter Update	44	
	COVR Online Registration	229	
	<b>Total:</b>	<b>303</b>	
	Voter Update	286	
	<b>Total:</b>	<b>286</b>	

Voter 3PCOA

Voter Add

Voter Update

Agency Cancel (Death)

Agency Update (Auto NCOA)

Agency (NCOA)

VoteCal Push Voter

COVR Online Registration

## Votecal Message Processing Statistics Results

User	Message Type	Total Processed
DFM VoteCal Service	Resolve UID	1151
	<b>Total</b>	<b>1151</b>
	Merge Voter Determine Survivor	21
	Potential Duplicate Match	121
	<b>Total</b>	<b>142</b>
	Merge Voter Determine Survivor	11
	NCOA Potential Address Change	316
	Potential DMV COA Match To Voter	25
	Potential Duplicate Match	585
	Push Voter	10
	Resolve UID	195
	<b>Total</b>	<b>1142</b>
	Merge Voter Determine Survivor	24
	NCOA Potential Address Change	15
	Potential DMV COA Match To Voter	16
	Potential Duplicate Match	25
	Push Voter	7
	<b>Total</b>	<b>87</b>
	Potential Duplicate Match	24
	<b>Total</b>	<b>24</b>

# Voter Registration & Voter List Maintenance Report

Page 1 of 1

Data Entry Statistics 09/01/2023 to 09/30/2023			
User ID	Group Type	Records	
	Voter 3PCOA	63	
	Voter Cancel	45	
	Voter Update	178	
	COVR Online Registration	697	
	<b>Total:</b>	<b>983</b>	
	Voter Add	99	
	Voter Cancel	53	
	COVR Online Registration	1317	
	<b>Total:</b>	<b>1469</b>	
	COVR Online Registration	7	
	<b>Total:</b>	<b>7</b>	
	Voter Update	1	
	COVR Online Registration	383	
	<b>Total:</b>	<b>384</b>	
	Voter Add	150	
	Voter Update	4	
	Agency Cancel(Death)	276	
	Agency Update	165	
	COVR Online Registration	887	
	<b>Total:</b>	<b>1482</b>	
	Voter Update	3	
	COVR Online Registration	1	
	<b>Total:</b>	<b>4</b>	
	Voter Add	41	
	Voter Update	9	
	COVR Online Registration	8	
	<b>Total:</b>	<b>58</b>	

MVVR031 - Data Entry Statistics  
Printed: 12/29/2023 8:30:06AM

Page 1 of 1

## Votecal Message Processing Statistics Results

User	Message Type	Total Processed
DFM VoteCal Service	Resolve UID	803
	<b>Total</b>	<b>803</b>
	Merge Voter Determine Survivor	1
	<b>Total</b>	<b>1</b>
	Merge Voter Determine Survivor	6
	Potential DMV COA Match To Voter	5
	Potential Duplicate Match	545
	Push Voter	2
	Resolve UID	9
	<b>Total</b>	<b>567</b>

- Merge Voter Determine Survivor
- Potential NCOA Address Match to County
- Potential Deceased Match-Confidential Voter
- Potential DMV COA Match To Voter
- Potential Felon Match
- Push Voter
- Resolve UID



# Help America Vote Act (HAVA)

## Enacted: 2002



- Impact of HAVA
  - Established the United States Election Assistance Commission (EAC)
  - Required election officials to implement various election process reforms.
- Financial Support
  - Congress appropriated grant funding to states and local governments.
  - The goal was to aid local governments in administering elections.
- Local Implementation
  - Counties in both CA and across the country regularly utilize federal grant funding from HAVA
  - San Joaquin has participated consistently in previous years.
- Fiscal Strategy
  - Availability of grants for different purposes throughout the fiscal year.
  - It is our responsibility to leverage these grants to conserve County tax dollars.



# HAVA Polling Place Accessibility Training Program



- Grant Allocation
  - Amount of \$47,101.44 allocated to San Joaquin County
  - Recipient: Registrar of Voters (ROV)
- Funding Source
  - 100% State and Federally funded
  - No private funds or special interest involvement
- Purpose of Grant
  - Funding is to help provide polling place accessibility training.
  - Also to conduct surveys assessing polling place accessibility within San Joaquin County.
- Additional Funding Usages
  - Possible modifications to make polling sites accessible for individuals with disabilities.
  - Acquisition of an accessible system for disabled individuals to participate in Federal, State, and local elections.
- Reimbursement Protocol
  - ROV to document eligible expenses.
  - Submit for reimbursement to the Secretary of State's office, up to the allotted amount.
- Financial Impact
  - **Net County Cost: None (NO NEW NET COUNTY COST)**
- Next Steps
  - On agenda for BOS (Board of Supervisors) approval: 1/9/24



# HAVA Election Security Grant



- Grant Allocation

- Total Amount: Up to \$175,000.00 designated for San Joaquin County
- Recipient: Registrar of Voters (ROV)

- Funding Source

- Fully funded by State and Federal sources
- No private funds or special interest involvement

- Purpose of Grant

- To improve the administration of elections for Federal Office.
- To enhance election technology and security.

- Eligible Uses

- **Categories:** Cybersecurity, Physical Security, Security/Privacy Awareness Training, Incident Response.
- **Planned Expenditure:** Drop Box Surveillance for upcoming Elections.

- Reimbursement Protocol

- ROV to document eligible expenses.
- Submit for reimbursement to the Secretary of State's office, up to the allotted amount.

- Financial Impact

- **Net County Cost:** None (NO NEW NET COUNTY COST)

- Next Steps

- **Pending finalization:** Item not yet on BOS agenda, awaiting SOS contracts.
- **Approximate Timeline:** Will appear before BOS prior to next EAC meeting in May.

# Closing Thoughts

---

