

# 15 Minutes 'til 50 Patients

Mass Casualty Incident Response



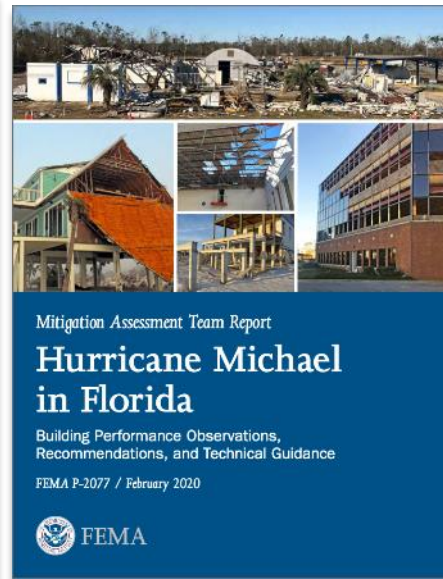
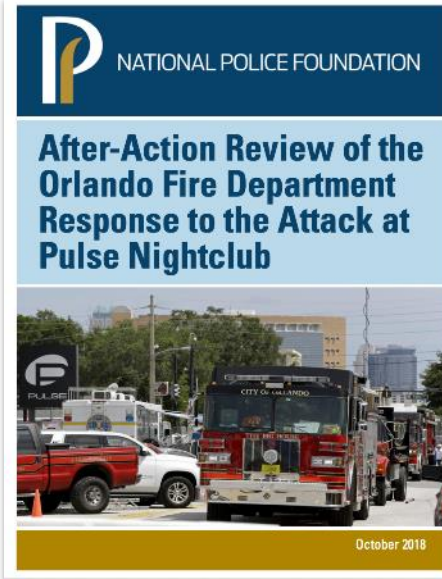
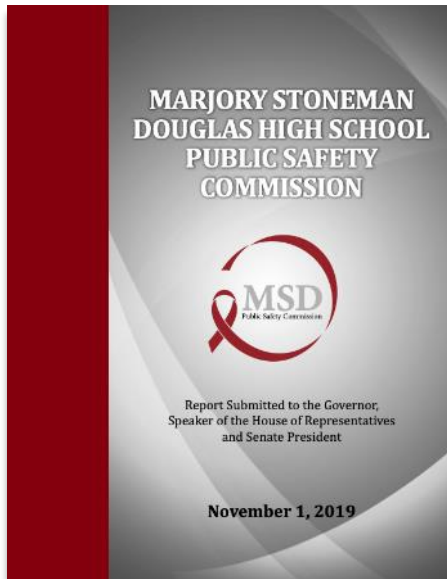
**San Joaquin County**

September 6, 2023

# 15 'til 50 Hospital MCI Response Strategy

## BACKGROUND

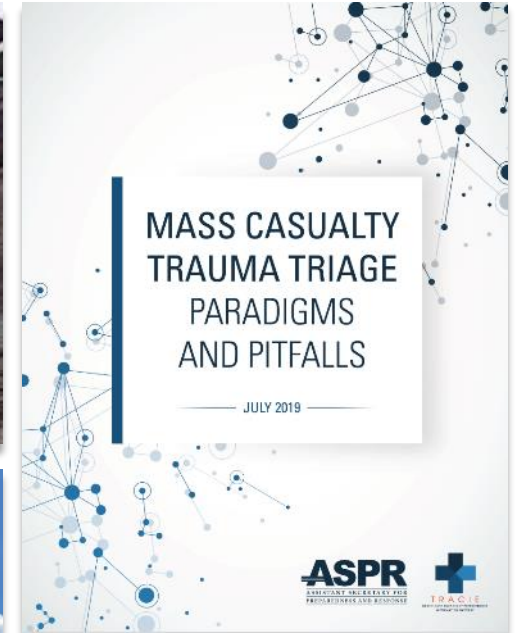
- Multiple Past Situations Across the Nation Resulted in MCIs
- Shortages of and Turnover in Staff Necessitate Revisiting MCI Response Capabilities



# 15 'til 50 Hospital MCI Response Strategy

## BACKGROUND

- MCIs Not Just Limited to Urban Areas
- New Approaches Needed
- COVID-19 Provided Hospitals in California with an Opportunity to See How Ready They Are for a MCI
- While Technology is Helpful, **Simple - Straightforward Solutions** are Needed, Which Leads Us To the “15 ‘till 50” MCI Response Strategy





# Objectives

- Describe the “15 `til 50” MCI Response methodology
- Demonstrate how to implement “15 `til 50” in any facility
- Demonstrate the incorporation of pediatrics into the “15 `til 50” response plan
- Identify special considerations for pediatrics
- Identify “15 `til 50” Toolkit resources



# Modules

- Overview
- Initiation Activities
- Staging & Set-up Procedures
- Roles and Responsibilities
- Hospital vs Clinics
- Pediatric Considerations
- 15 'til 50 Toolkit



# What is “15 `til 50”?

- Program designed to enable hospital staff to receive a surge of 50 or more patients within 15 minutes of notification of a mass casualty incident (MCI)
- Rapid deployment of staff, supplies, and equipment
- Process initiated using existing supplies and equipment
- Staff training based on roles/responsibilities
- The 15 `til 50 model has been developed, tested, and modified over the past 15 years

# What's In the Box?



# 15 Minutes in 28 Seconds





# Los Angeles LGBT Center



# Past disaster response failures

- Disaster Plan?
- Unknown roles & tasks
- Poor communications
- Unclear patient pathways
- Lack of relevant supplies
- Lack of pediatric planning
- “That’s what it says, but that’s not what we do.”

# “15 `til 50” Disaster Response Solution

- Rapid deployment
- Designated response
- Vetted through over 100 exercises and actual events
- Adaptable for any facility
- Implemented in over 40 California hospitals and clinics

A person is captured in mid-air, shooting a basketball into a hoop mounted on the wall of a garage. The scene is dimly lit, with a strong blue color overlay across the entire image. The person is silhouetted against the light coming from the garage opening. The basketball hoop and backboard are visible on the right side of the frame. The garage door is closed and occupies the lower half of the image. The overall mood is quiet and focused.

# Initiation Activities




# Initiation

- ED Notified via MAC/ReddiNet/Social Media
- Notify House Supervisor
- House Supervisor will Initiate Code TRIAGE with PBX
- ED Charge Nurse/Nurse Manager to assign staff for response
- Distribute Treatment Area assignment tool- boxes
- ED staff to establish External Treatment Area
- ED staff to establish Minor Treatment Area



# Initiation

- Don Personal Protective Equipment
- Internal ED Charge Nurse to clear out existing patients to receive “NEW” victims
  - Establish “Mini Inpatient Units” in department
  - Assign responding inpatient RNs to staff mini units
- Turn On Hand-Held Radio and conduct radio check(s)
- Update MAC and Incident Command as new info is received



# Initial Activities



- Roles assigned
- Triage (Internal) closed
- Emergency department doors secured
- FT/Red Zone emptied into waiting room
- Inpatient RNs report to ED for immediate admissions & to backfill ED
- Patients processed for discharge or admission
- Consolidate remaining patients
- Count of available beds to Disaster Lead





# Staging & Set Up



# Staging

## Go Boxes



## Storage Shed



# Staging



Los Angeles LGBT Center




# Set Up In Progress



Ambulance Drop-Off

# Set Up Decontamination

- Decon trailer is set up everytime
- Moved into position by POM
- Water & power connected by POM
- Decon Team suits up and establishes Hot, Warm and Cold Zones
- Process is bypassed when not needed





# Set Up In Progress



# Set Up In Progress



CHOC



# Set Up Complete

**Delayed Treatment**



**Immediate Treatment**



# Set Up Complete

## Minor Treatment Area



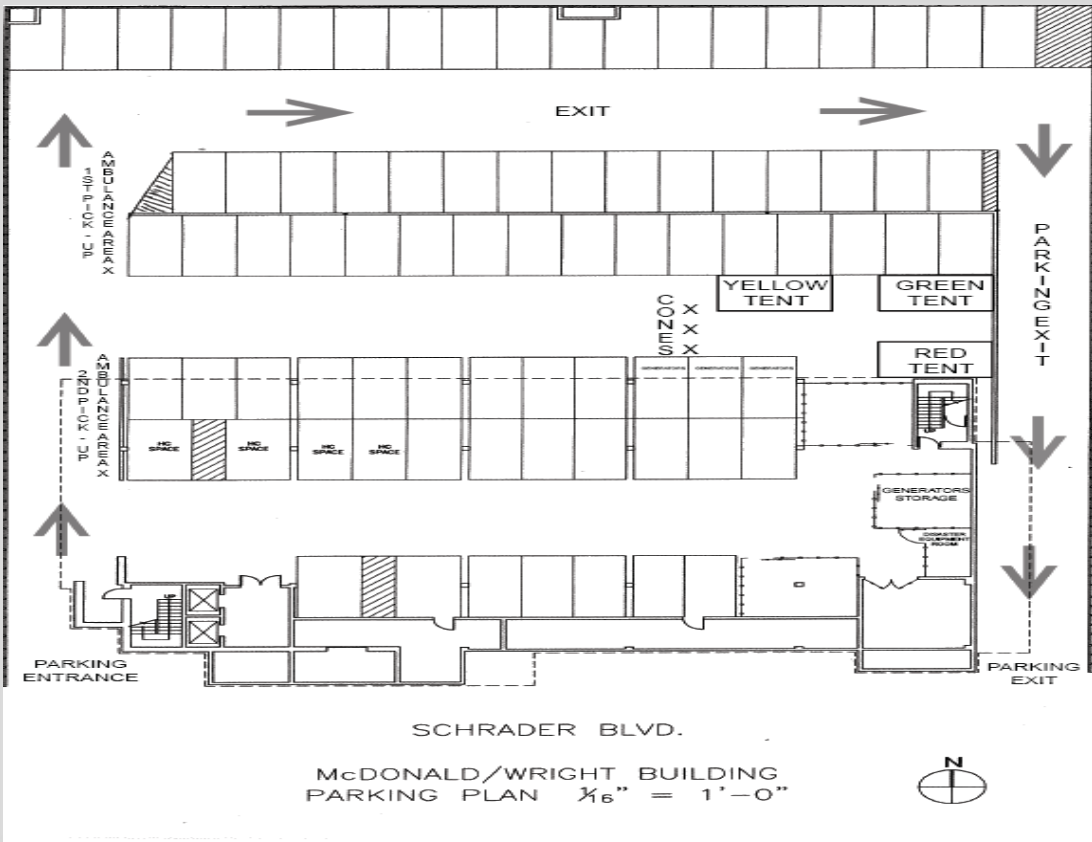


# Set Up Complete

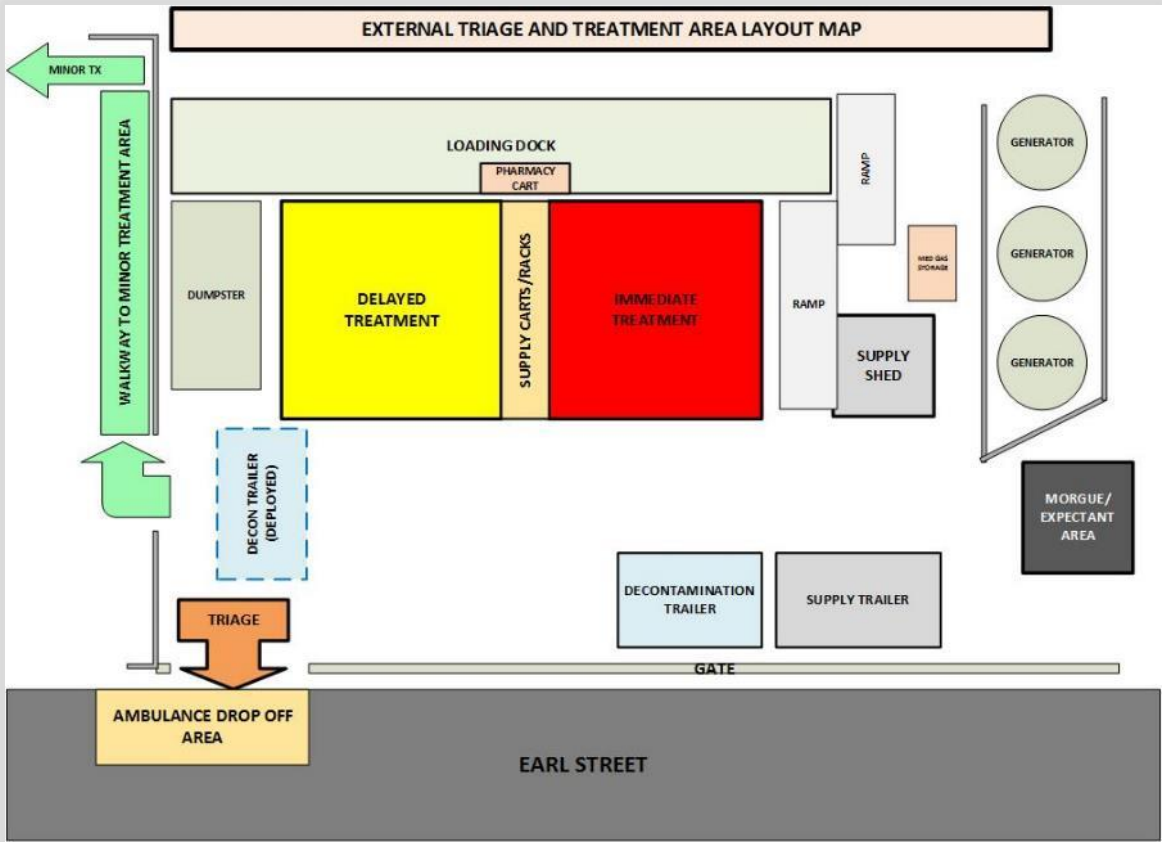
- 10-20 gurneys
- 10-20 wheelchairs
- Set up cots
- Bassinets
- Signs posted
- Supply carts out
- 20 IV lines ready
- 20 oxygen tanks
- PPE/Vests donned
- Treatment area teams ready
- Set up canopies

# Layout Maps

## Los Angeles LGBT Center



## Providence LCMHC Torrance





# Roles



# Roles Hospital Command Center



Hospital Command Center activated and coordinates:

- Equipment
- Personnel and labor pool
- Ancillary support services
- Patient flow into hospital departments

Communicates with Disaster Lead and all Departments



# HICS In A Box

- Grab and Go
- HICS Vests in binder
- HICS Forms
- Incident Response Guides
- HICS Job Action Sheets





# Roles Treatment Areas



## Emergency Department

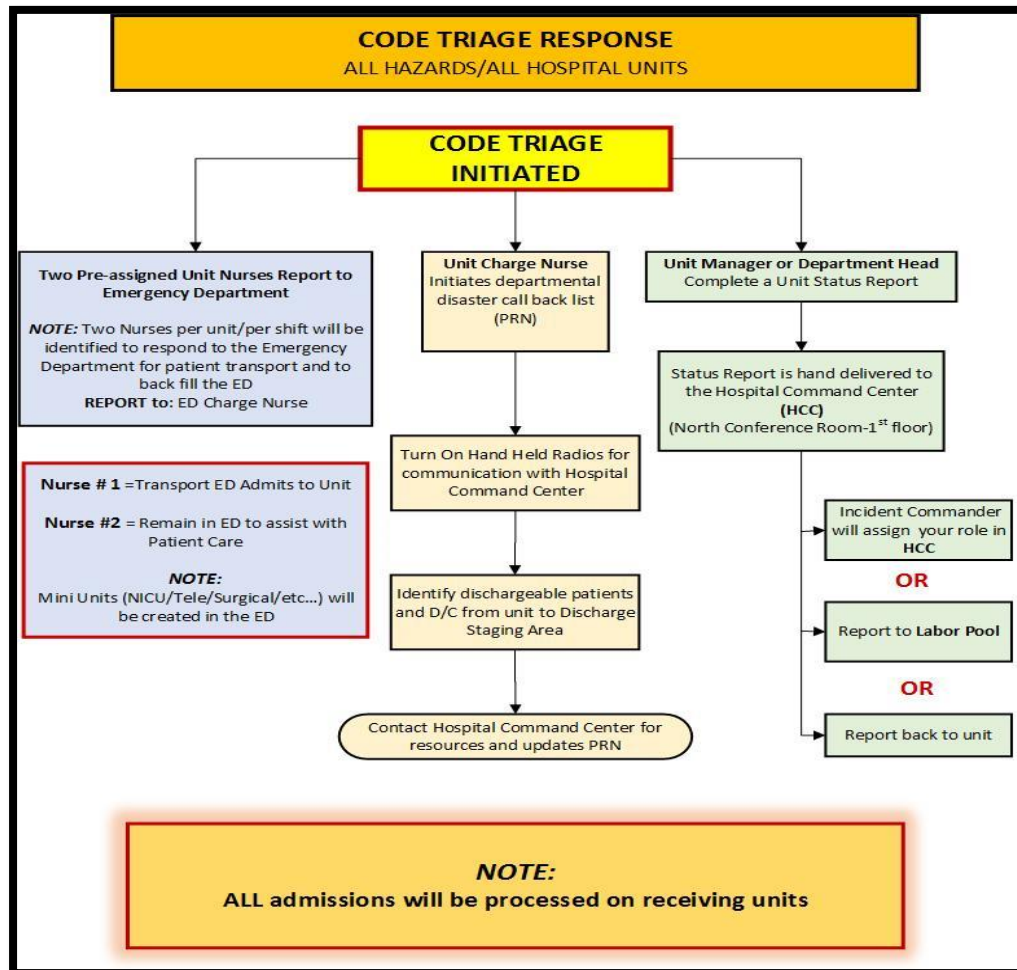
- Disaster Lead (External)– RN
- Charge (Internal)– RN
- Set up & Decon – Techs/CCTs
- Triage – RN
- Minor Treatment Area Team
  - 2 RNs + MD + Registrar + RT
- Immediate Treatment Area Team
  - 2 RNs + MD + Reg + RT
- Delayed Treatment Area Team
  - 2 RNs + MD + Reg + RT

# Roles Clinic Setting

- Facilities and Clinic staff work together to establish triage area and equipment set up
- Once functional, the Clinic staff take the lead
- Identify Clinic Disaster Lead
- Facilities provide support as needed
- Know where emergency medical supplies are located and how to access them!



# Roles Inpatient Units



## ICU/Tele/Med-Surge

- Two RN's from each unit report to emergency department Lead
- Safe patient hand-off
- Facilitate patient flow
- Set-up mini units in ED



# Roles Pharmacy

- Pre-stocked Med Carts
- Deploy to
  - Immediate/Delayed Treatment Area
  - Minor Treatment Area
- Pharmacy Tech to ED





# Roles Radiology



- Deploy to Treatment Areas
- C-Arm
- Portable X-Ray
- PACS Carts

# Roles Case Managers

- Increase bed surge capacity to accommodate an influx of patients resulting from MCI
- Establish a patient discharge area
- Coordinate and expedite discharge of patients
- Assist the Family Information Center
- Provide PsySTART assessments



# Roles Security



- Facility lockdown
- Access control
- Traffic control
- Crowd control
- Ongoing/PD assist



# Roles Facilities/Plant Operations

- Immediate facilities structural integrity evaluation
- Immediate systems check (True assessment = 1.5-2 hours)
- Report findings to HCC
- Deputize on-site construction personnel to assist
- Assist with decontamination
- Assist with infection control
- Assist with patient transport
- Assist as runners
- Ensure utilities remain functional

# Roles Supply Chain

- Resource management
  - Tracking supplies and usage
  - Warehouse maintains additional disaster supplies (2 pallets of ED supplies)
- Supply cache
  - Identical supply carts kept at Warehouse
- Logistics
  - All carts are mobile
- Identified gaps/limitations
  - Organization uses a lowest unit of measure system (LUMS)

# Patient Care



Triage and treat patients as they arrive



# Pediatric Considerations



# Pediatrics in Disasters

- Incorporate children into your drills/exercise
- Unique challenges
- Tracking
- Reunification
- Unaccompanied minors





# Pediatric Decon



- Different ages = different considerations
- Infants/Toddlers (<2yrs)
- Pre-School (2yrs-8yrs)
- School Age (8yrs-18yrs)
- Special equipment needed
- Laundry basket pros and cons

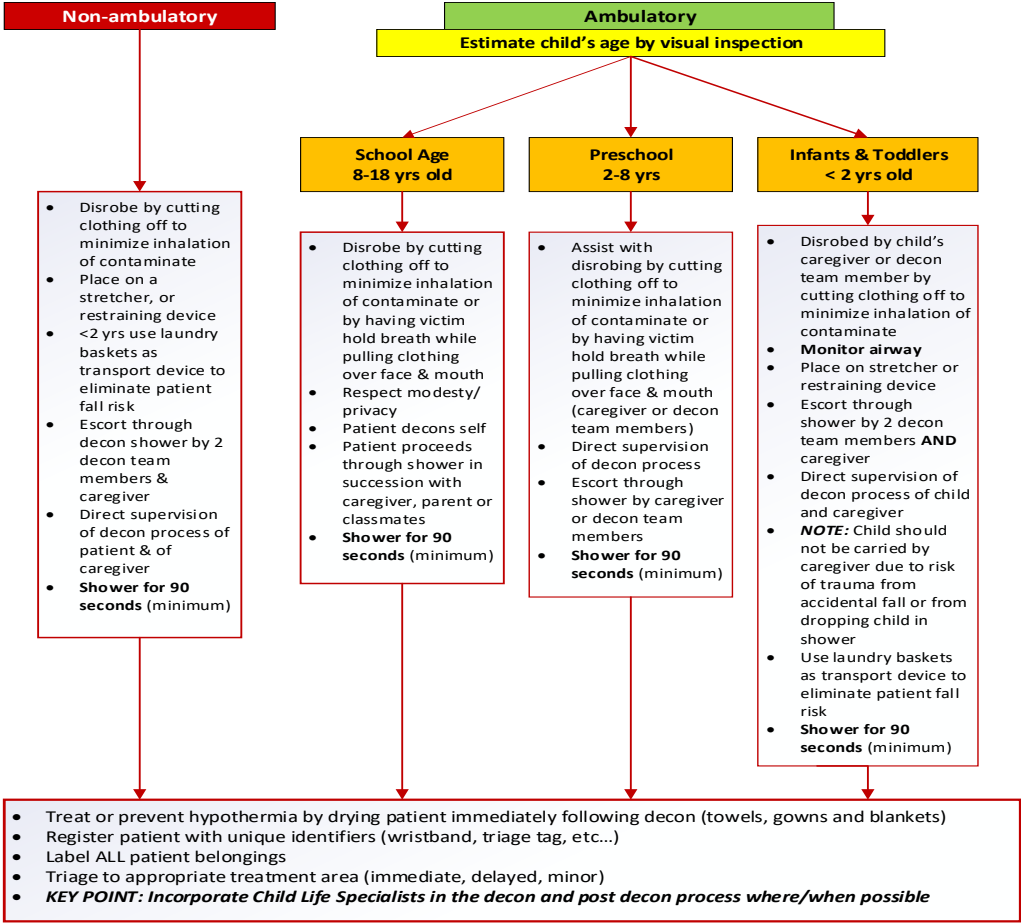


# Pediatric Decon



## Pediatric Decontamination Process

- Critical injuries are decontaminated first
- Untie hair braids/pony tails prior to decon
- Children and their families (parents/guardians) should not be separated unless critical medical issues take priority



# Child-Life Specialists

- Unaccompanied Minors
- Family Reunification
- Toys/Games
- Psychological First Aid



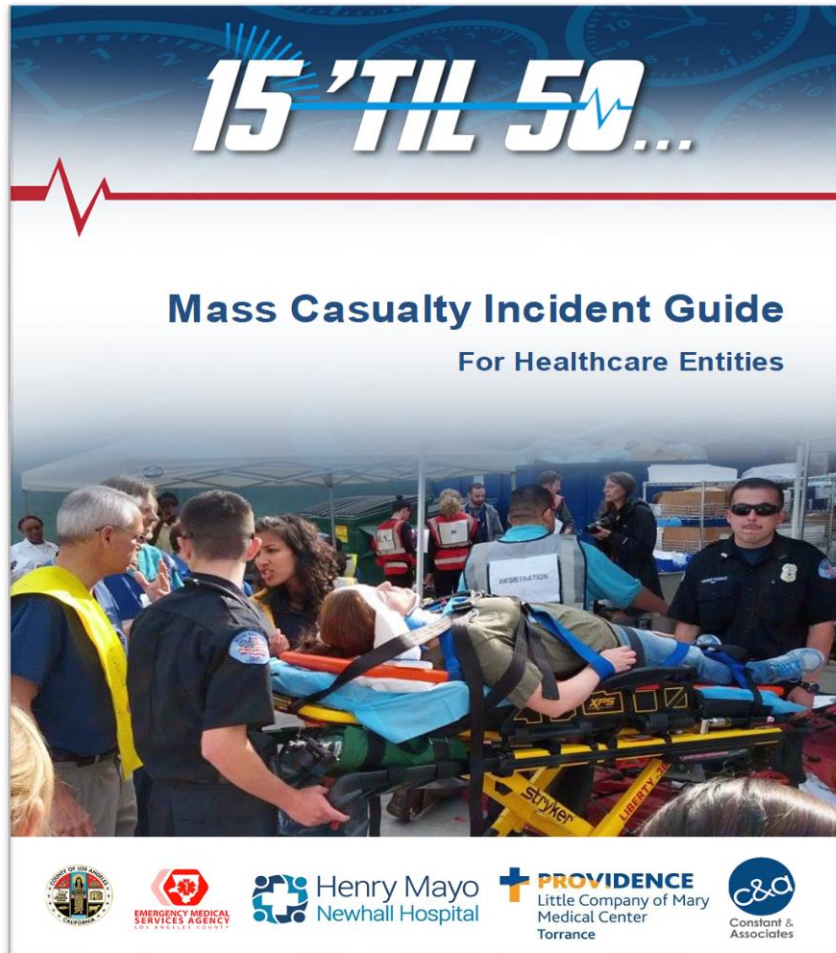
# Lessons Learned- Pediatrics

- Incorporate pediatrics into all exercises
- Establish unaccompanied minor location
- Ensure you assign a docent for the children
- Periodic head counts
- Identify toys/distractions for all age groups
- Pediatric triage tags to assist with patient reunification
- Do not assume that you will be able to manage without practice
- Age 12-13 is optimal



# ***“15 `til 50...” Toolkit***

# 15 'til 50 MCI Toolkit



- Comprehensive suite of resources to implement 15 'til 50
  - Guide
  - Plan Template
  - Videos
  - And more
- Use existing supplies so cost is minimal

# Toolkit & Additional Resources

<http://cdphready.org/15-til-50-mass-casualty-incident-toolkit/>





# Pediatric Disaster Planning Resources

- NYC Pediatric Disaster Coalition
  - <http://www.programinfosite.com/pdc/>
- Pediatric Readiness Program
  - <https://emscimprovement.center/domains/planning/>
- Emergency Departments Approved for Pediatrics
  - [http://file.lacounty.gov/SDSInter/dhs/232654\\_2015EDAP\\_brochure.pdf](http://file.lacounty.gov/SDSInter/dhs/232654_2015EDAP_brochure.pdf)



DEFENDERS OF CHILDHOOD  
ACTIVE SHOOTER MASS CASUALTY INCIDENT NOV. 6, 2019

# Contact Information

Christopher Riccardi, CHSP, CHEP

Manager

Emergency Management & Business Continuity

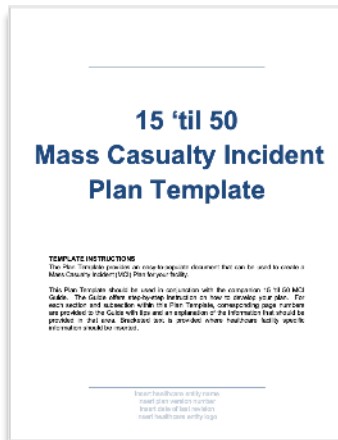

[criccardi@choc.org](mailto:criccardi@choc.org)



# 15 'til 50 Hospital MCI Response Strategy

## RESOURCES

- Participant Feedback Form
- Toolkit Resource Link: <http://cdphready.org/15-til-50-mass-casualty-incident-toolkit/>
- Guidelines \* Planning Template \* Videos \* Exercise Materials \* Supply Lists \* Job Action Sheets and More



15 Minutes Until 50 Patients		
Model Number	Quantity	Description
38E581	Package	Hospital Surge Kit with Tarps 67 piece
38E562	Package	Triage Treatment Area Tarps 4 piece
38E590	Package	HICS 2014 Vest Kit, L, 76 piece
38E578	Package	HICS 2014 Vest Kit, M, 26 piece
38E589	Package	HICS 2014 Vest Kit, S, 8 piece
5N99	6	10' x 10' Instant Canopy
29TM90	50	350 Lb. Capacity Kwik Cots
13V987	10	400 Lb. Capacity Kwik Cots
9TV09	3	Metro Chrome Plated Wire Shelving
2LH21	3	Metro Mobile Wheel Units for Shelving
SJN76	3	Metro Shelf Back Lodge
5W9K1	1	Medical Cylinder Cart (12 capacity)
35Z90	1	Pediatric Crash Cart
6EJ5	2	Dressing Cart
2EN47	1	Red Basket Truck 36"
2CF99	1	Yellow Basket Truck 36"
8AEM8	1	Green Basket Truck 36"
8AEN1	1	Black (Trim) Basket Truck
3LVS3	24	Orange Traffic Cones (42" Height)
15T41	2	Mobile Reversible Dry Erase Boards (40" x 30")
3LXF1	4	Portable Tool Boxes

Model Number	Quantity	Description
38E581	Package	Hospital Surge Kit with Tarps 67 piece
38E562	Package	Triage Treatment Area Tarps 4 piece
38E590	Package	HICS 2014 Vest Kit, L, 76 piece
38E578	Package	HICS 2014 Vest Kit, M, 26 piece
38E589	Package	HICS 2014 Vest Kit, S, 8 piece
5N99	6	10' x 10' Instant Canopy
29TM90	50	350 Lb. Capacity Kwik Cots
13V987	10	400 Lb. Capacity Kwik Cots
9TV09	3	Metro Chrome Plated Wire Shelving
2LH21	3	Metro Mobile Wheel Units for Shelving
SJN76	3	Metro Shelf Back Lodge
5W9K1	1	Medical Cylinder Cart (12 capacity)
35Z90	1	Pediatric Crash Cart
6EJ5	2	Dressing Cart
2EN47	1	Red Basket Truck 36"
2CF99	1	Yellow Basket Truck 36"
8AEM8	1	Green Basket Truck 36"
8AEN1	1	Black (Trim) Basket Truck
3LVS3	24	Orange Traffic Cones (42" Height)
15T41	2	Mobile Reversible Dry Erase Boards (40" x 30")
3LXF1	4	Portable Tool Boxes