SAN JOAQUIN COUNTY

Greatness grows here.

2016-2017 Final Budget

Prepared by the

Office of the County Administrator

October 14, 2016

San Joaquin County
Board of Supervisors

Carlos Villapudua
District 1

Katherine M. Miller
District 2

Moses Zapien
District 3
Chair

Charles Winn
District 4

Bob Elliott
District 5
Vice Chair

BUDGET MESSAGE 1
COUNTY GOVERNMENT FUNCTIONAL ORGANIZATION CHART 8
DIRECTORY OF COUNTY OFFICIALS 9
BUDGET SUMMARY SCHEDULES
ALL FUNDS SUMMARY 11
GOVERNMENTAL FUNDS SUMMARY 12
FUND BALANCE – GOVERNMENTAL FUNDS 13
RESERVES/DESIGNATIONS BY GOVERNMENTAL FUNDS 14
SUMMARY OF ADDITIONAL FINANCING SOURCES BY SOURCE AND FUND 15
DETAIL OF ADDITIONAL FINANCING SOURCES BY FUND AND ACCOUNT 17
SUMMARY OF FINANCING USES BY FUNCTION AND FUND 42
DETAIL OF FINANCING USES BY FUNCTION, ACTIVITY, AND BUDGET UNIT 51
INTERNAL SERVICE FUNDS 203
ENTERPRISE FUNDS 215
SPECIAL DISTRICTS 219
POSITION BUDGET DETAIL 360
EQUIPMENT BUDGET DETAIL 421

GOVERNMENTAL FUNDS

GENERAL GOVERNMENT

10001 1010100000 BOARD OF SUPERVISORS 51
10001 1010200000 COUNTY ADMINISTRATOR 52
10001 1010800000 AUDITOR-CONTROLLER 53
10001 1010803000 GENERAL PURPOSE REVENUES 54
10001 1010804000 OPERATING TRANSFERS 55
10001 1010805000 TOBACCO SETTLEMENT 56
10001 1010900000 INFORMATION SYSTEMS DIVISION 57
10001 1011000000 TREASURER-TAX COLLECTOR 58
10001 1011100000 ASSESSOR 59
10001 1011200000 PURCHASING SUPPORT SERVICES 60
10001 1011600000 REVENUE AND RECOVERY 61
10001 1011800000 COUNTY COUNSEL 62
10001 1012400000 HUMAN RESOURCES 63
10001 1013000000 REGISTRAR OF VOTERS 64

BUDGET MESSAGE 1
COUNTY GOVERNMENT FUNCTIONAL ORGANIZATION CHART 8
DIRECTORY OF COUNTY OFFICIALS 9
BUDGET SUMMARY SCHEDULES
ALL FUNDS SUMMARY 11
GOVERNMENTAL FUNDS SUMMARY 12
FUND BALANCE – GOVERNMENTAL FUNDS 13
RESERVES/DESIGNATIONS BY GOVERNMENTAL FUNDS 14
SUMMARY OF ADDITIONAL FINANCING SOURCES BY SOURCE AND FUND 15
DETAIL OF ADDITIONAL FINANCING SOURCES BY FUND AND ACCOUNT 17
SUMMARY OF FINANCING USES BY FUNCTION AND FUND 42
DETAIL OF FINANCING USES BY FUNCTION, ACTIVITY, AND BUDGET UNIT 51
INTERNAL SERVICE FUNDS 203
ENTERPRISE FUNDS 215
SPECIAL DISTRICTS 219
POSITION BUDGET DETAIL 360
EQUIPMENT BUDGET DETAIL 421

GOVERNMENTAL FUNDS

GENERAL GOVERNMENT

10001 1010100000 BOARD OF SUPERVISORS 51
10001 1010200000 COUNTY ADMINISTRATOR 52
10001 1010800000 AUDITOR-CONTROLLER 53
10001 1010803000 GENERAL PURPOSE REVENUES 54
10001 1010804000 OPERATING TRANSFERS 55
10001 1010805000 TOBACCO SETTLEMENT 56
10001 1010900000 INFORMATION SYSTEMS DIVISION 57
10001 1011000000 TREASURER-TAX COLLECTOR 58
10001 1011100000 ASSESSOR 59
10001 1011200000 PURCHASING SUPPORT SERVICES 60
10001 1011600000 REVENUE AND RECOVERY 61
10001 1011800000 COUNTY COUNSEL 62
10001 1012400000 HUMAN RESOURCES 63
10001 1013000000 REGISTRAR OF VOTERS 64

10001	2021274000	COUNTY SUPPORT TO COURTS	98
10001	2021300000	COURT ASSIGNED COUNSEL	99
10001	2021602000	SHERIFF-BOATING SAFETY	100
20035	2021606000	SHERIFF-NARCOTICS ENFORCEMENT	101
20035	2021607000	SHERIFF-NARCOTICS-FED-DOJ	102
10001	2021608000	SHERIFF-ABANDONED WATERCRAFT	103
10001	2021609000	SHERIFF-CAL MMET	104
10001	2021610000	SHERIFF-AUTOMATED FINGERPRINT	105
10001	2021613000	SHERIFF-HI-TECH CRIMES	106
10001	2021614000	SHERIFF-RURAL CRIME	107
10001	2021614170	SHERIFF-OFF HIGHWAY ENFORCEMENT	108
10001	2021615000	SHERIFF-MOUNTAIN HOUSE	109
10001	2021619000	SHERIFF-ANIMAL CONTROL	110
10001	2021620000	SHERIFF-PATROL	111
10001	2021622000	SHERIFF-COMMUNICATIONS	112
10001	2021626000	SHERIFF-DETECTIVES	113
10001	2021627000	SHERIFF-AUTO THEFT PROG	114
10001	2021628000	SHERIFF-RECORDS	115
10001	2021635000	SHERIFF-CIVIL	116
10001	2021640000	SHERIFF-CORONER MORGUE	117
10001	2021645000	SHERIFF-ADMIN SUPPORT SERVICES	118
10001	2021649000	SHERIFF-INFORMATION SYSTEMS	119
10001	2021650000	SHERIFF-LATHROP POLICE CONTRACT	120
20024	2021654000	SHERIFF-JAG PROGRAM	121
20052	2021655000	SHERIFF-PATROL-SLESF-AB109	122
20052	2021657000	SHERIFF-CUSTODY-SLESF-AB109	123
10001	2021658000	SHERIFF-COURT SERVICES	124
10001	2021659000	SHERIFF-ANTI DRUG ABUSE	125
10001	2022600000	SHERIFF-CUSTODY	126
20051	2022610000	SHERIFF-LOC COMM CORR-AB109	127
10001	2022620000	SHERIFF-WORK PROGRAM	128
10001	2022621000	CORRECTIONAL HEALTH SERVICES	129
10001	2022700000	PROBATION-JUVENILE	130
20053	2022700190	PROBATION-JUVENILE JUSTICE-AB109	132

10001	2021274000	COUNTY SUPPORT TO COURTS	98
10001	2021300000	COURT ASSIGNED COUNSEL	99
10001	2021602000	SHERIFF-BOATING SAFETY	100
20035	2021606000	SHERIFF-NARCOTICS ENFORCEMENT	101
20035	2021607000	SHERIFF-NARCOTICS-FED-DOJ	102
10001	2021608000	SHERIFF-ABANDONED WATERCRAFT	103
10001	2021609000	SHERIFF-CAL MMET	104
10001	2021610000	SHERIFF-AUTOMATED FINGERPRINT	105
10001	2021613000	SHERIFF-HI-TECH CRIMES	106
10001	2021614000	SHERIFF-RURAL CRIME	107
10001	2021614170	SHERIFF-OFF HIGHWAY ENFORCEMENT	108
10001	2021615000	SHERIFF-MOUNTAIN HOUSE	109
10001	2021619000	SHERIFF-ANIMAL CONTROL	110
10001	2021620000	SHERIFF-PATROL	111
10001	2021622000	SHERIFF-COMMUNICATIONS	112
10001	2021626000	SHERIFF-DETECTIVES	113
10001	2021627000	SHERIFF-AUTO THEFT PROG	114
10001	2021628000	SHERIFF-RECORDS	115
10001	2021635000	SHERIFF-CIVIL	116
10001	2021640000	SHERIFF-CORONER MORGUE	117
10001	2021645000	SHERIFF-ADMIN SUPPORT SERVICES	118
10001	2021649000	SHERIFF-INFORMATION SYSTEMS	119
10001	2021650000	SHERIFF-LATHROP POLICE CONTRACT	120
20024	2021654000	SHERIFF-JAG PROGRAM	121
20052	2021655000	SHERIFF-PATROL-SLESF-AB109	122
20052	2021657000	SHERIFF-CUSTODY-SLESF-AB109	123
10001	2021658000	SHERIFF-COURT SERVICES	124
10001	2021659000	SHERIFF-ANTI DRUG ABUSE	125
10001	2022600000	SHERIFF-CUSTODY	126
20051	2022610000	SHERIFF-LOC COMM CORR-AB109	127
10001	2022620000	SHERIFF-WORK PROGRAM	128
10001	2022621000	CORRECTIONAL HEALTH SERVICES	129
10001	2022700000	PROBATION-JUVENILE	130
20053	2022700190	PROBATION-JUVENILE JUSTICE-AB109	132

20015	3031500000	ROAD DISTRICT NO 3	164
20016	3031600000	ROAD DISTRICT NO 4	165
20017	3031700000	ROAD DISTRICT NO 5	166
20039	3039900000	COMMUNITY INFRASTRUCTURE PROGRAM	167
20039	3039901000	COMMUNITY INFRASTRUCTURE-FLAG CITY	168
20039	3039902000	COMMUNITY INFRASTRUCTURE-RTIF	169

HEALTH AND SANITATION

20007	4040300000	MENTAL HEALTH-PHARMACY	170
20007	4040500000	MENTAL HEALTH SERVICES	171
20007	4040600000	SUBSTANCE ABUSE SERVICES	172
20007	4040700000	BEHAVIORAL HEALTH-ADMIN	173
10001	4040800000	UTILITY DISTRICTS	174
10001	4041000000	PUBLIC HEALTH SERVICES	175
20007	4041200000	CONSERVATOR SERVICES	176
10001	4041800000	EMERGENCY MEDICAL SERVICES AGENCY	177
10001	4042000000	ENVIRONMENTAL HEALTH	178
10001	4045415000	CALIFORNIA CHILDREN'S SERVICES	179
20041	4049100000	CHILDREN AND FAMILIES PROGRAM	180
10001	4049400000	HEALTH CARE CONTRIBUTION	181
10001	4049500000	HEALTH CARE SERVICES-ADMIN	182

PUBLIC ASSISTANCE

10001	5050101000	HUMAN SERVICES-ADMIN	183
10001	5050106000	HSA-CALWORKS ASSISTANCE	184
10001	5050107000	HSA-FOSTER CARE	185
10001	5050108000	HSA-ADOPTION ASSISTANCE	186
10001	5050110000	HSA-GENERAL ASSISTANCE	187
10001	5050118000	HSA-IN-HOME SUPPORTIVE SVS	188
10001	5050132000	HSA-TEMPORARY HOMELESS SHELTER	189
10001	5050144000	HSA- REFUGEE CASH ASSISTANCE	190
10001	5053300000	BURIALS	191
10001	5053900000	MARY GRAHAM CHILDREN'S SHELTER	192

20015	3031500000	ROAD DISTRICT NO 3	164
20016	3031600000	ROAD DISTRICT NO 4	165
20017	3031700000	ROAD DISTRICT NO 5	166
20039	3039900000	COMMUNITY INFRASTRUCTURE PROGRAM	167
20039	3039901000	COMMUNITY INFRASTRUCTURE-FLAG CITY	168
20039	3039902000	COMMUNITY INFRASTRUCTURE-RTIF	169

HEALTH AND SANITATION

20007	4040300000	MENTAL HEALTH-PHARMACY	170
20007	4040500000	MENTAL HEALTH SERVICES	171
20007	4040600000	SUBSTANCE ABUSE SERVICES	172
20007	4040700000	BEHAVIORAL HEALTH-ADMIN	173
10001	4040800000	UTILITY DISTRICTS	174
10001	4041000000	PUBLIC HEALTH SERVICES	175
20007	4041200000	CONSERVATOR SERVICES	176
10001	4041800000	EMERGENCY MEDICAL SERVICES AGENCY	177
10001	4042000000	ENVIRONMENTAL HEALTH	178
10001	4045415000	CALIFORNIA CHILDREN'S SERVICES	179
20041	4049100000	CHILDREN AND FAMILIES PROGRAM	180
10001	4049400000	HEALTH CARE CONTRIBUTION	181
10001	4049500000	HEALTH CARE SERVICES-ADMIN	182

PUBLIC ASSISTANCE

10001	5050101000	HUMAN SERVICES-ADMIN	183
10001	5050106000	HSA-CALWORKS ASSISTANCE	184
10001	5050107000	HSA-FOSTER CARE	185
10001	5050108000	HSA-ADOPTION ASSISTANCE	186
10001	5050110000	HSA-GENERAL ASSISTANCE	187
10001	5050118000	HSA-IN-HOME SUPPORTIVE SVS	188
10001	5050132000	HSA-TEMPORARY HOMELESS SHELTER	189
10001	5050144000	HSA- REFUGEE CASH ASSISTANCE	190
10001	5053300000	BURIALS	191
10001	5053900000	MARY GRAHAM CHILDREN'S SHELTER	192

ENTERPRISE FUNDS

AIRPORT 215
HOSPITAL 216
SOLID WASTE 217
SOLID WASTE CLOSURE 218

SPECIAL DISTRICTS & OTHERS

COUNTY SERVICE AREAS – PARKS

30101 CSA 1 BOGGS TRACT PARK 231
30201 CSA 2 MADISON PARK 232
30301 CSA 3 GARDEN ACRES-EASTSIDE PARK 233
30401 CSA 4 LATHROP PARK 234
30501 CSA 5 RAYMUS VILLAGE PARK 235
30801 CSA 8 TAFT PARK 236
31101 CSA 11 LARCH CLOVER PARK 237
34801 CSA 48 WOODBRIDGE COMMUNITY PARK 238

COUNTY SERVICE AREAS – PUBLIC WORKS

30331 CSA 3 TALLAHATCHEY TERRACE ZONE A 239
31201 CSA 12 THORNTON 240
31261 CSA 12 THORNTON-DEBT SERVICE 241
31401 CSA 14 VICTOR 242
31461 CSA 14 VICTOR-DEBT SERVICE 243
31501 CSA 15 WATERLOO 99 244
31601 CSA 16 PARK COUNTRY ESTATES 245
31701 CSA 17 CHEROKEE INDUSTRIAL PARK 246
31801 CSA 18 FAIRWAY ESTATES 247
32101 CSA 21 OAK CREEK 248
32301 CSA 23 GRANADA GLEN 249
32401 CSA 24 MOZNETT ESTATES 250
32501 CSA 25 CAPEWOOD ESTATES 251
32901 CSA 29 FOREST LAKE RANCHETTES 252
33001 CSA 30 MANTECA INDUSTRIAL PARK 253

ENTERPRISE FUNDS

AIRPORT 215
HOSPITAL 216
SOLID WASTE 217
SOLID WASTE CLOSURE 218

SPECIAL DISTRICTS & OTHERS

COUNTY SERVICE AREAS – PARKS

30101 CSA 1 BOGGS TRACT PARK 231
30201 CSA 2 MADISON PARK 232
30301 CSA 3 GARDEN ACRES-EASTSIDE PARK 233
30401 CSA 4 LATHROP PARK 234
30501 CSA 5 RAYMUS VILLAGE PARK 235
30801 CSA 8 TAFT PARK 236
31101 CSA 11 LARCH CLOVER PARK 237
34801 CSA 48 WOODBRIDGE COMMUNITY PARK 238

COUNTY SERVICE AREAS – PUBLIC WORKS

30331 CSA 3 TALLAHATCHEY TERRACE ZONE A 239
31201 CSA 12 THORNTON 240
31261 CSA 12 THORNTON-DEBT SERVICE 241
31401 CSA 14 VICTOR 242
31461 CSA 14 VICTOR-DEBT SERVICE 243
31501 CSA 15 WATERLOO 99 244
31601 CSA 16 PARK COUNTRY ESTATES 245
31701 CSA 17 CHEROKEE INDUSTRIAL PARK 246
31801 CSA 18 FAIRWAY ESTATES 247
32101 CSA 21 OAK CREEK 248
32301 CSA 23 GRANADA GLEN 249
32401 CSA 24 MOZNETT ESTATES 250
32501 CSA 25 CAPEWOOD ESTATES 251
32901 CSA 29 FOREST LAKE RANCHETTES 252
33001 CSA 30 MANTECA INDUSTRIAL PARK 253

35531 CSA 55 STONEGATE ESTATES ZONE C 288
30601 CSA 56 PETERS 289

FLOOD CONTROL

21101 FLOOD CONTROL & WATER CONSERVATION DISTRICT 290
21113 FLOOD CONTROL ZONE 9 291
21114 FLOOD CONTROL ZONE 10 292
21116 SJC FLOOD CONTROL ASSESSMENT DISTRICT 293
21168 SJC FLOOD CONTROL WATER INVESTIGATION 294
21191 FLOOD CONTROL ZONE 9 – CAP OUTLAY 296
21201 MOKELUMNE RIVER WATER & POWER AUTHORITY 295

LIGHTING DISTRICTS

22001 ASH STREET 297
22002 BOGGS TRACT 298
22003 BURKETT GARDEN ACRES 299
22004 BURKETT GARDENS 300
22005 EASTVIEW 301
22006 ELKHORN 302
22007 FARMINGTON 303
22008 LINDEN 304
22009 LOCKEFORD 305
22010 MARIPOSA HEIGHTS 306
22011 MISSION VILLAGE 307
22012 MORADA ESTATES 308
22013 MORADA MANOR 309
22014 NORTH OAKS 310
22015 NORTH WILSON WAY 311
22016 NORTHEAST STOCKTON 312
22017 ORO STREET 313
22018 PLYMOUTH VILLAGE 314
22019 RANCHO VILLAGE 315
22021 SHASTA AVENUE 316
22022 SHIPPEE-FRENCH CAMP 317

35531 CSA 55 STONEGATE ESTATES ZONE C 288
30601 CSA 56 PETERS 289

FLOOD CONTROL

21101 FLOOD CONTROL & WATER CONSERVATION DISTRICT 290
21113 FLOOD CONTROL ZONE 9 291
21114 FLOOD CONTROL ZONE 10 292
21116 SJC FLOOD CONTROL ASSESSMENT DISTRICT 293
21168 SJC FLOOD CONTROL WATER INVESTIGATION 294
21191 FLOOD CONTROL ZONE 9 – CAP OUTLAY 296
21201 MOKELUMNE RIVER WATER & POWER AUTHORITY 295

LIGHTING DISTRICTS

22001 ASH STREET 297
22002 BOGGS TRACT 298
22003 BURKETT GARDEN ACRES 299
22004 BURKETT GARDENS 300
22005 EASTVIEW 301
22006 ELKHORN 302
22007 FARMINGTON 303
22008 LINDEN 304
22009 LOCKEFORD 305
22010 MARIPOSA HEIGHTS 306
22011 MISSION VILLAGE 307
22012 MORADA ESTATES 308
22013 MORADA MANOR 309
22014 NORTH OAKS 310
22015 NORTH WILSON WAY 311
22016 NORTHEAST STOCKTON 312
22017 ORO STREET 313
22018 PLYMOUTH VILLAGE 314
22019 RANCHO VILLAGE 315
22021 SHASTA AVENUE 316
22022 SHIPPEE-FRENCH CAMP 317

24601 SHADED TERRACE 350
24661 SHADED TERRACE-DEBT SERVICE 351
24701 SPRING CREEK ESTATES 352
24801 SUMMER HOME ESTATES 353
24901 SUNNYSIDE ESTATES 354
24961 SUNNYSIDE ESTATES-DEBT SERVICE 355
25001 WALNUT ACRES 356
25101 WILKINSON MANOR 357
25131 WILKINSON MANOR ZONE A 358
21501 SAN JOAQUIN WATERWORKS #2 359

BUDGET MESSAGE 1
COUNTY GOVERNMENT FUNCTIONAL ORGANIZATION CHART 8
DIRECTORY OF COUNTY OFFICIALS 9
BUDGET SUMMARY SCHEDULES
ALL FUNDS SUMMARY 11
GOVERNMENTAL FUNDS SUMMARY 12
FUND BALANCE – GOVERNMENTAL FUNDS 13
RESERVES/DESIGNATIONS BY GOVERNMENTAL FUNDS 14
SUMMARY OF ADDITIONAL FINANCING SOURCES BY SOURCE AND FUND 15
DETAIL OF ADDITIONAL FINANCING SOURCES BY FUND AND ACCOUNT 17
SUMMARY OF FINANCING USES BY FUNCTION AND FUND 42
DETAIL OF FINANCING USES BY FUNCTION, ACTIVITY, AND BUDGET UNIT 51
INTERNAL SERVICE FUNDS 203
ENTERPRISE FUNDS 215
SPECIAL DISTRICTS 219
POSITION BUDGET DETAIL 360
EQUIPMENT BUDGET DETAIL 421

GOVERNMENTAL FUNDS
COUNTY DEPARTMENTS

A

AGING-COMMUNITY SERVICES 194
AGRICULTURAL COMMISSIONER 144
AIRPORT EAST BUSINESS PARK 67
ALCOHOL-DRUG ALTERNATIVE PROG 97
ANIMAL CONTROL DIVISION 153
ASSESSOR 59
AUDITOR-CONTROLLER 53

B

BEHAVIORAL HEALTH-ADMIN 173
BLDG-EQUIP USE AND DEBT SERVICE 71

BOARD OF SUPERVISORS 51
BURIALS 191

C

CALIFORNIA CHILDREN'S SERVICES 179
CAPITAL PROJECT ADMINISTRATION 66
CHILD SUPPORT SERVICES 93
CHILDREN AND FAMILIES PROGRAM 180
COMMUNITY DEVELOPMENT SERVICES 147
COMMUNITY INFRASTRUCTURE-ENGINEERING 161
COMMUNITY INFRASTRUCTURE PROGRAM 167
COMMUNITY INFRASTRUCTURE-FLAG CITY 168
COMMUNITY INFRASTRUCTURE-RTIF 169
COMMUNITY SERVICES 193
CONSERVATOR SERVICES 176
COOPERATIVE EXTENSION 200
CORRECTIONAL HEALTH SERVICES 129
COUNTY ADMINISTRATOR 52
COUNTY COUNSEL 62
COUNTY HEAD START 198
COUNTY LIBRARY 199
COUNTY SUPPORT TO COURTS 98
COURT ASSIGNED COUNSEL 99
CULTURAL SERVICES 202

D

DA-ANTI-DRUG ABUSE ENFORCEMENT 90
DA-AUTO INSURANCE FRAUD 83
DA-CHILD ABDUCTION 81
DA-CONSUMER FRAUD PROP 64 79
DA-EPU INVESTIGATION PROSECUTION 80
DA-NARCOTICS ENFORCEMENT 82
DA-PUBLIC ASSISTANCE FRAUD 85
DA-CRIMINAL RESTITUTION PROG 90

DA-REAL ESTATE FRAUD 77
DA-RURAL CRIMES PREVENTION 89
DA-SLESF-AB109 92
DA-UNDERSERVED VICTIM ADVOCACY 91
DA-VICTIM ASSISTANCE 78
DA-VICTIM WITNESS PROG 87
DA-VIOLENCE AGAINST WOMEN 88
DA-WORKERS COMP INS FRAUD 84
DA-YOUTH GUN VIOLENCE-JAG 86
DELTA ACTIVITIES 142
DISTRICT ATTORNEY 76

E

ECONOMIC PROMOTION 68
EMERGENCY MEDICAL SERVICES AGENCY 177
EMERGENCY SERVICES 151
EMERGENCY SERVICES-GRANTS 152
ENVIRONMENTAL HEALTH 178

F

FACILITIES MANAGEMENT 65
FISH AND GAME PROPAGATION 154
FLOOD CHANNEL MAINTENANCE 143
FLOOD MANAGEMENT 140

G

GENERAL PURPOSE REVENUES 54
GLASSY-WINGED SHARPSHOOTER PREV 145
GRAND JURY 95

H

HEALTH CARE CONTRIBUTION 181
HEALTH CARE SERVICES ADMINISTRATION 182
HSA-ADOPTION ASSISTANCE 186

HSA-CALWORKS ASSISTANCE 184
HSA-FOSTER CARE 185
HSA-GENERAL ASSISTANCE 187
HSA-IN-HOME SUPPORTIVE SVS 188
HSA-REFUGEE CASH ASSISTANCE 190
HSA-TEMPORARY HOMELESS SHELTER 189
HUMAN RESOURCES 63
HUMAN SERVICES-ADMIN 183

I

INFORMATION SYSTEMS DIVISION 57

J

JAG CENTRALIZED REV AND COSTS 139

L

LAFCO CONTRIBUTION 155

M

MARY GRAHAM CHILDREN'S SHELTER 192
MENTAL HEALTH SERVICES 171
MENTAL HEALTH-PHARMACY 170

N

NEIGHBORHOOD PRESERVATION 196

O

OPERATING TRANSFERS 55

P

PARKS AND RECREATION 201
PRETRIAL SERVICES 96
PROBATION-ADMINISTRATION 136

PROBATION-ADULT 131
PROBATION-ADULT-SB678 133
PROBATION-JAG PROGRAM 135
PROBATION-JUVENILE DETENTION 138
PROBATION-JUVENILE JUSTICE-AB109 132
PROBATION-JUVENILE 130
PROBATION-JUVNILE SLESF-AB109 137
PROBATION-LOC COMM CORR-AB109 134
PUBLIC DEFENDER 94
PUBLIC HEALTH SERVICES 175
PUBLIC IMPROVEMENT 72
PUBLIC IMPROVEMENT-CDBG 73
PUBLIC IMPROVEMENT-FACILITIES MANAGEMENT 74
PUBLIC WORKS-ADMINISTRATION 156
PUBLIC WORKS-CONSTRUCTION 159
PUBLIC WORKS-DEVELOPMENT SERVICES 160
PUBLIC WORKS-ENGINEERING 157
PUBLIC WORKS-ROAD MAINTENANCE 158
PURCHASING SUPPORT SERVICES 60

R

REBATE-REFUND-JUDGMENT-DAMAGE 70
RECORDER-COUNTY CLERK 149
RECORDER-EQUIPMENT AUTOMATION 150
REGISTRAR OF VOTERS 64
REVENUE AND RECOVERY 61
ROAD DISTRICT NO 1 162
ROAD DISTRICT NO 2 163
ROAD DISTRICT NO 3 164
ROAD DISTRICT NO 4 165
ROAD DISTRICT NO 5 166

S

SEALER OF WEIGHTS AND MEASURES 146

SHERIFF-ABANDONED WATERCRAFT 103
SHERIFF-ADMIN SUPPORT SERVICES 118
SHERIFF-ANIMAL CONTROL 110
SHERIFF-ANTI DRUG ABUSE 125
SHERIFF-AUTO THEFT PROG 114
SHERIFF-AUTOMATED FINGERPRINT 105
SHERIFF-BOATING SAFETY 100
SHERIFF-CAL MMET 104
SHERIFF-CIVIL 116
SHERIFF-COMMUNICATIONS 112
SHERIFF-CORONER MORGUE 117
SHERIFF-COURT SERVICES 124
SHERIFF-CUSTODY 126
SHERIFF-CUSTODY-SLESF-AB109 127
SHERIFF-DETECTIVES 113
SHERIFF-HI-TECH CRIMES 106
SHERIFF-INFORMATION SYSTEMS 119
SHERIFF-JAG PROGRAM 121
SHERIFF-LATHROP POLICE CONTRACT 120
SHERIFF-LOC COMM CORR-AB 109 131
SHERIFF-MOUNTAIN HOUSE 109
SHERIFF-NARCOTICS ENFORCEMENT 101
SHERIFF-NARCOTICS-FED-DOJ 102
SHERIFF-OFF HIGHWAY ENFORCEMENT 108
SHERIFF-PATROL 111
SHERIFF-PATROL-SLESF-AB109 122
SHERIFF-PORT SECURITY GRANT 113
SHERIFF-PUBLIC ADMINISTRATOR 148
SHERIFF-RECORDS 115
SHERIFF-RURAL CRIME 107
SHERIFF-WORK PROGRAM 128
SUBSTANCE ABUSE SERVICES 172
SURVEYOR 69

T

TOBACCO SETTLEMENT 56
TREASURER-TAX COLLECTOR 58

U

UTILITY DISTRICTS 174

V

VETERANS SERVICE OFFICE 197

W

WATER RESOURCES 141
WORKFORCE INVESTMENT ACT 195

CONTINGENCY RESERVE

PROVISION FOR CONTINGENCIES 75

INTERNAL SERVICE FUNDS

FLEET SERVICES 203
OFFICE AUTOMATION 204
PURCHASING 205
RADIO COMMUNICATIONS 206
SELF-INSURANCE – CASUALTY 207
SELF-INSURANCE – DENTAL 208
SELF INSURANCE – MEDICAL 209
SELF INSURANCE – MEDICAL MALPRACTICE 210
SELF INSURANCE – UNEMPLOYMENT 211
SELF INSURANCE – WORKERS' COMPENSATION 212
SOUTHERN WATER 213
TELEPHONE 214

ENTERPRISE FUNDS

AIRPORT 215
HOSPITAL 216
SOLID WASTE 217
SOLID WASTE CLOSURE 218

SPECIAL DISTRICTS & OTHERS

COUNTY SERVICE AREAS – PARKS

CSA 1 BOGGS TRACT PARK 231
CSA 2 MADISON PARK 232
CSA 3 GARDEN ACRES-EASTSIDE PARK 233
CSA 4 LATHROP PARK 234
CSA 5 RAYMUS VILLAGE PARK 235
CSA 8 TAFT PARK 236
CSA 11 LARCH CLOVER PARK 237
CSA 48 WOODBRIDGE COMMUNITY PARK 238

COUNTY SERVICE AREAS – PUBLIC WORKS

CSA 3 TALLAHATCHEY TERRACE ZONE A 239
CSA 12 THORNTON 240
CSA 12 THORNTON-DEBT SERVICE 241
CSA 14 VICTOR 242
CSA 14 VICTOR-DEBT SERVICE 243
CSA 15 WATERLOO 99 244
CSA 16 PARK COUNTRY ESTATES 245
CSA 17 CHEROKEE INDUSTRIAL PARK 246
CSA 18 FAIRWAY ESTATES 247
CSA 21 OAK CREEK 248
CSA 23 GRANADA GLEN 249
CSA 24 MOZNETT ESTATES 250
CSA 25 CAPEWOOD ESTATES 251
CSA 29 FOREST LAKE RANCHETTES 252
CSA 30 MANTECA INDUSTRIAL PARK 253

CSA 31 FLAG CITY 254
CSA 31 FLAG CITY-NITRATE TREATMENT ZONE W 255
CSA 31 FLAG CITY-SEWER 256
CSA 35 SANTOS RANCH-LOS RANCHOS 257
CSA 35 SANTOS RANCH-LOS RANCHOS-WATER 258
CSA 36 LLOYD LANE 259
CSA 36 LLOYD LANE ZONE A 260
CSA 36 LLOYD LANE ZONE B 261
CSA 37 MARTY COURT 262
CSA 41 EAGLECREST 263
CSA 41 TIERRA DEL SOL ZONE C 265
CSA 41 TIERRA DEL SOL ZONE N 264
CSA 42 BLATT ESTATES 266
CSA 43 CLEMENTS 267
CSA 43 CLEMENTS ZONE D 268
CSA 44 CASTELLO ESTATES ZONE E 270
CSA 44 FAIR OAKS 269
CSA 44 FAIR OAKS-DEBT SERVICE 272
CSA 44 LINNE ESTATES ZONE G 271
CSA 45 LOCKEFORD BLUFFS 273
CSA 46 HEATHER MOORE ESTATES ZONE L 275
CSA 46 MORADA NORTH 274
CSA 46 MORADA NORTH-WATER 276
CSA 47 HEMPSTEAD COURT 277
CSA 48 WOODBRIDGE MAIN STREET ZONE K 278
CSA 49 RURAL INTERSECTION SAFETY LIGHTING ZONE L 279
CSA 49 RURAL INTERSECTION SAFETY LIGHTING ZONE L-1 280
CSA 50 PATTERSON PASS BUSINESS PARK 281
CSA 51 ACAMPO VILLAGE 282
CSA 52 BLOSSOM COURT 283
CSA 53 HAZARDOUS WASTE FACILITY CLOSURE 285
CSA 53 HOUSEHOLD HAZARDOUS WASTE MANAGEMENT 284
CSA 54 NATIONAL POLLUTION DISCHARGE ELIMINATION SYSTEM 286
CSA 55 SHAYLYNN ESTATES 287

CSA 55 STONEGATE ESTATES ZONE C 288
CSA 56 PETERS 289

FLOOD CONTROL

FLOOD CONTROL & WATER CONSERVATION DISTRICT 290
FLOOD CONTROL ZONE 9 291
FLOOD CONTROL ZONE 9-CAPITAL OUTLAY 296
FLOOD CONTROL ZONE 10 292
MOKELUMNE RIVER WATER & POWER AUTHORITY 295
SJC FLOOD CONTROL ASSESSMENT DISTRICT 293
SJC FLOOD CONTROL WATER INVESTIGATION 294

LIGHTING DISTRICTS

ASH STREET 297
BOGGS TRACT 298
BURKETT GARDEN ACRES 299
BURKETT GARDENS 300
EASTVIEW 301
ELKHORN 302
FARMINGTON 303
LINDEN 304
LOCKEFORD 305
MARIPOSA HEIGHTS 306
MISSION VILLAGE 307
MORADA ESTATES 308
MORADA MANOR 309
NORTH OAKS 310
NORTH WILSON WAY 311
NORTHEAST STOCKTON 312
ORO STREET 313
PLYMOUTH VILLAGE 314
RANCHO VILLAGE 315
SHASTA AVENUE 316
SHIPPEE-FRENCH CAMP 317

SILVA GARDENS 318
SOUTH FRENCH CAMP 319
SOUTHWEST STOCKTON 320
STOCKTON #5 321
TUXEDO-COUNTRY CLUB 322
VICTOR 323
WEST LANE 324
WEST STOCKTON 325
WOODBRIDGE 326

MAINTENANCE DISTRICTS

ACAMPO 327
ALMOND PARK 328
ASHLEY PARK 329
BEAR CREEK TERRACE 330
BOWLING GREEN 331
COLONIAL HEIGHTS 333
CORRAL HOLLOW 334
COUNTRY CLUB VISTA 332
ELKHORN ESTATES 335
GAYLA MANOR 336
LAMBERT VILLAGE 337
LINCOLN VILLAGE 338
LOCKEFORD 339
MAURLAND MANOR 340
MOKELUMNE ACRES 341
MORADA ACRES 342
MORADA ESTATES 343
MORADA MANOR 344
PACIFIC GARDENS 345
PACIFIC GARDENS SANITARY-GENERAL RESERVE 346
RANCHO SAN JOAQUIN 347
RAYMUS VILLAGE 348
RIVIERA CLIFFS 349

SAN JOAQUIN WATERWORKS #2 359
SHADED TERRACE 350
SHADED TERRACE-DEBT SERVICE 351
SPRING CREEK ESTATES 352
SUMMER HOME ESTATES 353
SUNNYSIDE ESTATES 354
SUNNYSIDE ESTATES-DEBT SERVICE 355
WALNUT ACRES 356
WILKINSON MANOR 357
WILKINSON MANOR ZONE A 358

SAN JOAQUIN COUNTY
Greatness grows here.

BOARD OF SUPERVISORS

MOSES ZAPIEN
Chair
Third District

BOB ELLIOTT
Vice Chair
Fifth District

CARLOS VILLAPUDUA
First District

KATHERINE M. MILLER
Second District

CHARLES WINN
Fourth District

44 NORTH SAN JOAQUIN STREET, SUITE 627
STOCKTON, CALIFORNIA 95202
TELEPHONE: 209/468-3113
FAX: 209/468-3694

MIMI DUZENSKI
Clerk of the Board

October 14, 2016

To the Citizens of San Joaquin County:

Fiscal Year 2016-2017 County Budget

The Final Budget of San Joaquin County for the fiscal year beginning July 1, 2016, totals $1,493,592,960. This includes the General Funds, Special Revenue Funds, Capital Project Funds, and three Enterprise operations. The Board of Supervisors adopted the Final Budget on June 29, 2016, following public hearings on the Proposed 2016-2017 County Budget.

The budget provides appropriations for the operation of all departments and agencies of County government. The budget is fully offset by estimated revenues which will finance the spending plan. The Appropriations and Sources of Funding are summarized below:

All Funds	2016-2017 Budget	Percentage of Total
Appropriations		
Departmental Appropriations	$1,439,598,787	96.4%
Appropriations for Contingencies	53,994,173	3.6%
Total Appropriations	$1,493,592,960	100.0%
Sources of Funding		
Departmental Revenues	$1,193,932,775	79.9%
General Purpose Revenues	249,574,728	16.7%
Fund Balance		
General Fund	7,875,948	0.5%
Contingency Fund	40,072,412	2.7%
All Other Funds	2,137,097	0.1%
Total Sources of Funding	$1,493,592,960	100.0%

The 2016-2017 General Funds budget totals $866,749,208, which includes an appropriation of $53,994,173 for contingencies. The General Funds represent approximately 54% of the overall County budget and the Appropriations and Sources of Funding are as follows:

General Funds	2016-2017 Budget	Percentage of Total
Appropriations		
Departmental Appropriations	$812,755,035	93.8%
Appropriations for Contingencies	53,994,173	6.2%
Total Appropriations	$866,749,208	100.0%
Departmental Revenues	569,226,120	65.7%
Net County Cost	$297,523,088	34.3%
Sources of Funding		
General Purpose Revenues	$249,574,728	83.9%
Fund Balance		
General Fund	7,875,948	2.6%
Contingency Fund	40,072,412	13.5%
Total Sources of Funding	$297,523,088	100.0%

Spending Plan

The $1,493,592,960 spending plan includes a basic budget totaling $1,171,540,020 plus enterprise funds for the General Hospital, Stockton Metropolitan Airport, and Solid Waste Division of $322,052,940. The requirements to finance all County programs are allocated in ten functional areas as depicted below:

2016-2017 Spending Plan

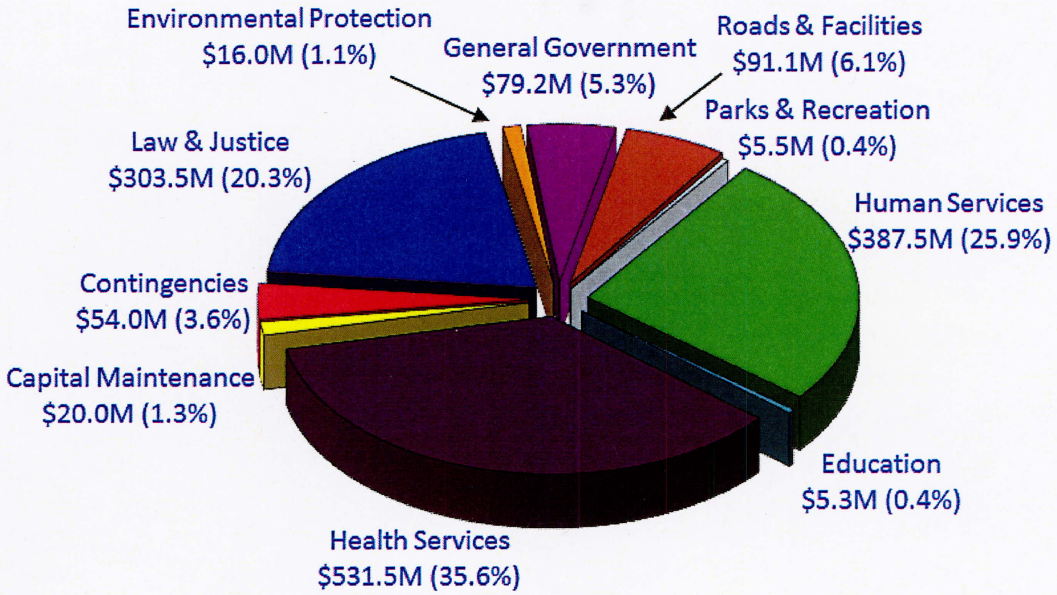

Total: $1.49 Billion

Available Funds

The cost of public services delivered by the County in fiscal year 2016-2017 are funded from the following anticipated revenue sources:

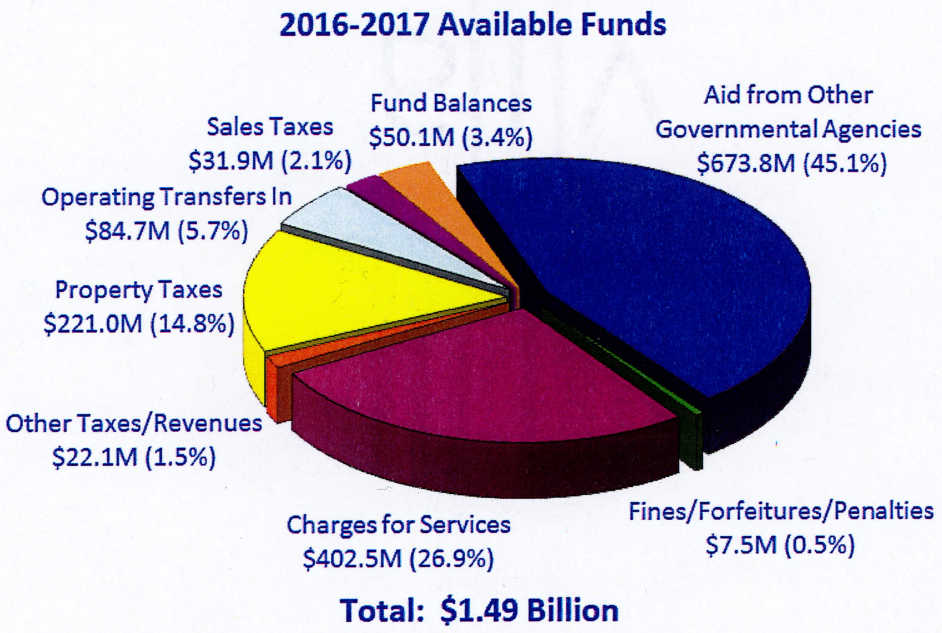

Net County Cost

For most County programs the cost is either fully or partially offset by departmental or program revenues. The balances of the program requirements are referred to as the "Net County Cost." A total of $297,523,088 of Net County Cost in the $1,493,592,960 County budget is supported by general purpose revenue sources such as property tax, local sales tax, and General Fund interest earnings. The Net County Cost for each functional area is as follows:

Program	2016-2017 Budget	Percentage of Total
General Government	$32.7 M	11.0%
Capital Maintenance & Improvement	11.1 M	3.7%
Environmental Protection	4.9 M	1.6%
Law & Justice	154.4 M	51.9%
Roads & Facilities	1.2 M	0.4%
Health Services	16.9 M	5.7%
Human Services	19.5 M	6.6%
Education	0.4 M	0.1%
Parks & Recreation	2.4 M	0.8%
Contingencies	54.0 M	18.2%
Total Net County Cost	$297.5 M	100.0%

General Purpose Revenue

The Net County Cost of County programs is funded by General Purpose Revenue, also known as local discretionary revenue, primarily consisting of property and sales taxes. Combined, these two sources provide over 90% of the ongoing General Purpose Revenue, excluding Fund Balances. Sources of the 2016-2017 General Purpose Revenue are as follows:

2016-2017 General Purpose Revenue

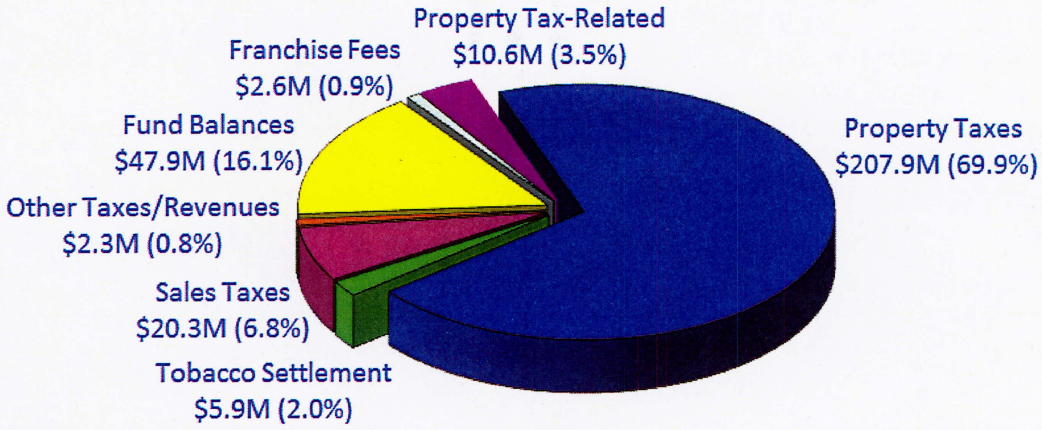

Total: $297.5 Million

Staffing

The County workforce is comprised of employees who hold permanently allocated positions and those who work in temporary, extra-help, and contract capacities. The following table illustrates the staffing support assigned to each functional area for fiscal year 2016-2017:

Program	2016-2017 Allocation	Percentage of Total
General Government	459.9	6.6%
Capital Maintenance & Improvement	50.8	0.7%
Environmental Protection	138.5	2.0%
Law & Justice	1,745.9	25.0%
Roads & Facilities	229.4	3.3%
Health Services	2,784.5	39.8%
Human Services	1,518.3	21.7%
Education	4.0	0.1%
Parks & Recreation	59.5	0.8%
Total Staffing	6,990.8	100.0%

Budget Format

Following this summary are Budget Schedules as prescribed by State law. The budget appropriations and sources of financing for the County operations and programs are detailed in the schedules listed below.

- Schedule 1 - Summary of All County Funds
- Schedules 2 through 9 - Governmental Fund Operations/Programs
- Schedule 10 - Internal Service Fund Operations
- Schedule 11 - Enterprise Fund Operations
- Schedules 12 through 15 - Special Districts Governed by the Board of Supervisors

The County budget provides a fiscal plan for operation in fiscal year 2016-2017. It is also a policy document to provide for the continued development of San Joaquin County government by balancing public services with available resources for future years.

Sincerely,

Moses Zapien, Chair
Board of Supervisors

Statistical Summary - Adopted County Budget
Fiscal Years 2006-2007 to 2016-2017

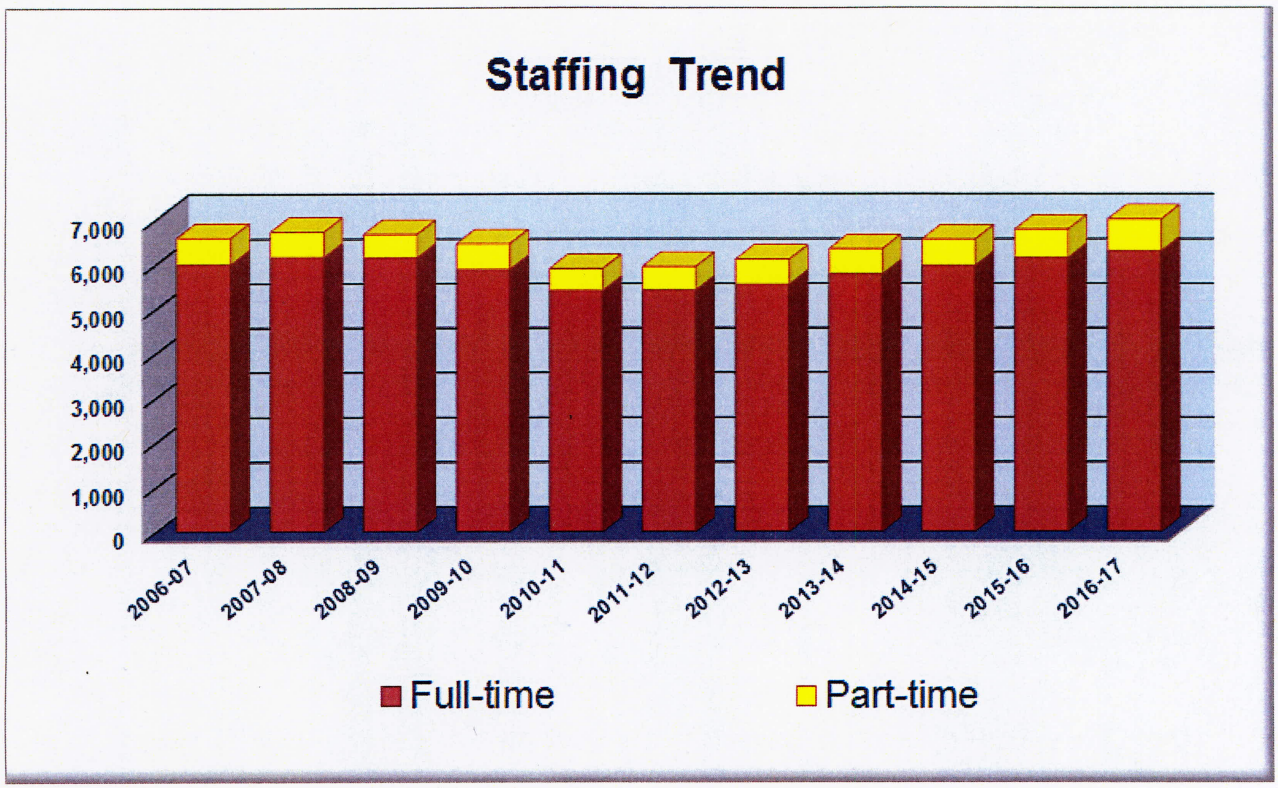

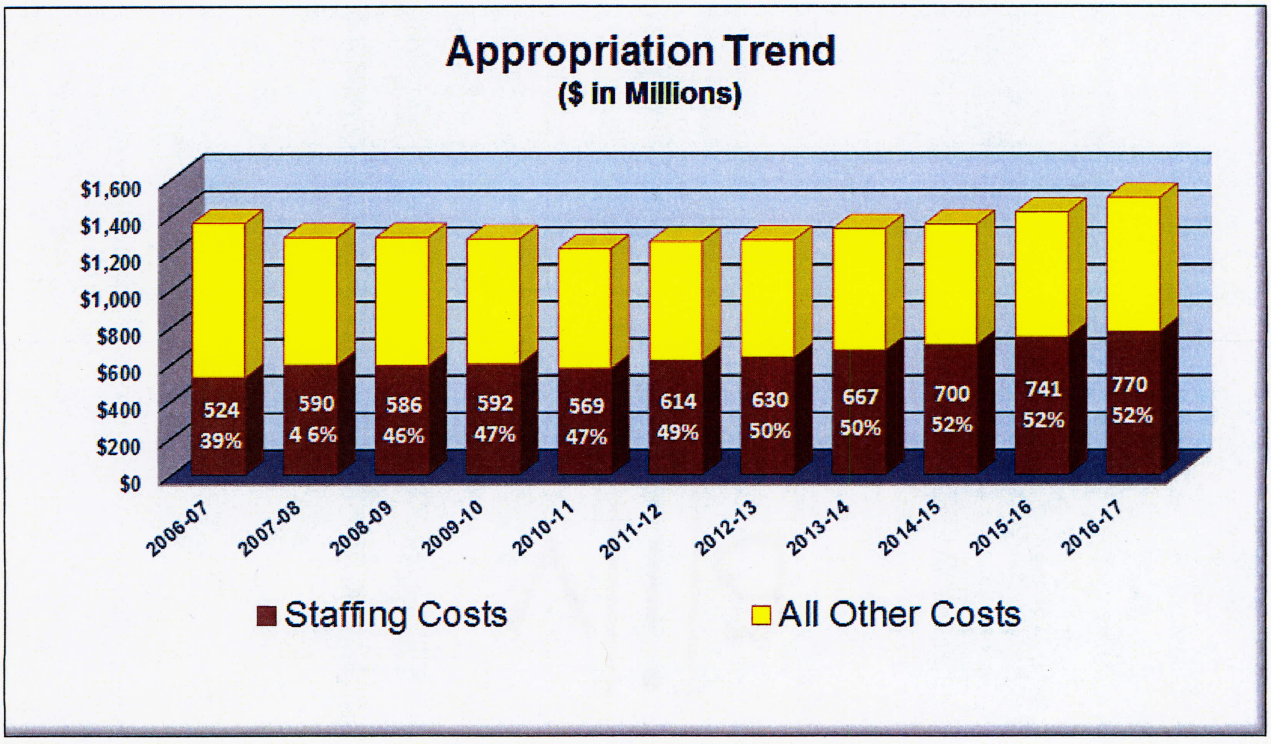

Statistical Summary - Adopted County Budget
Fiscal Years 2006-2007 to 2016-2017

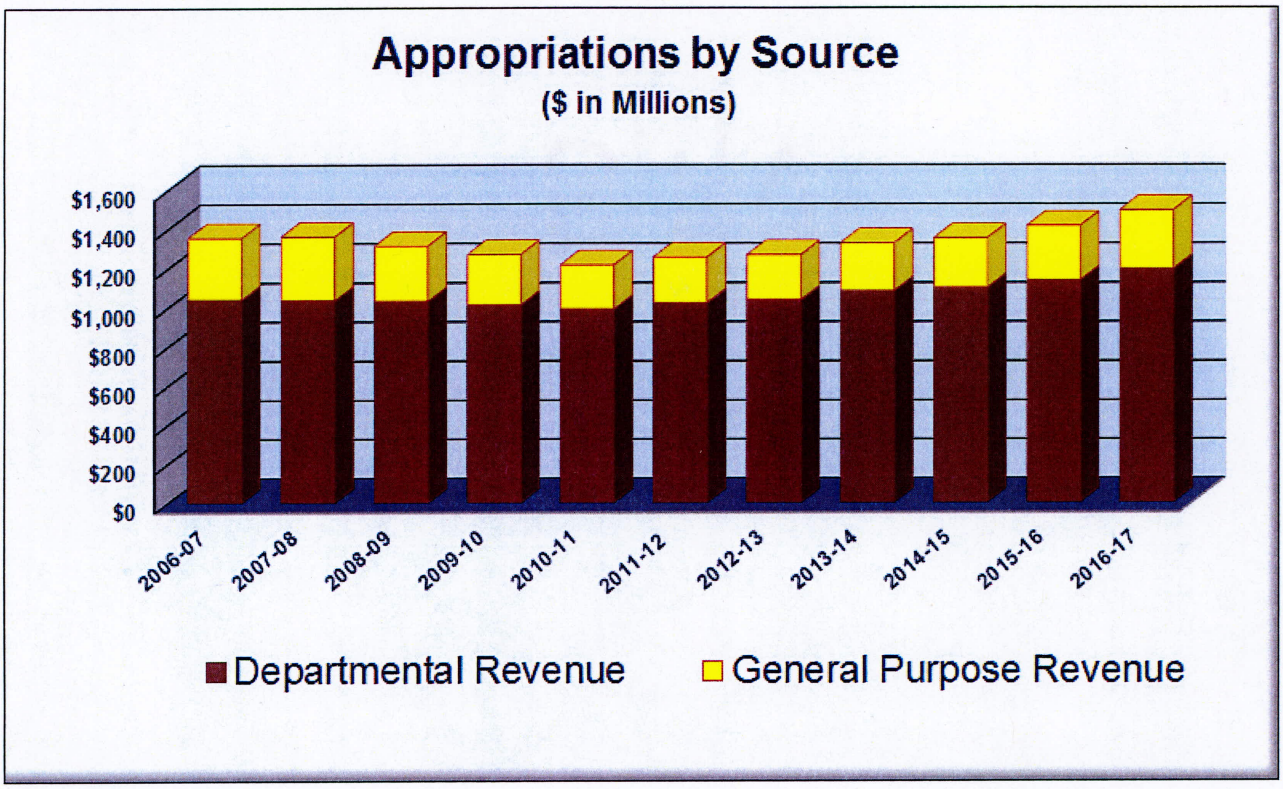

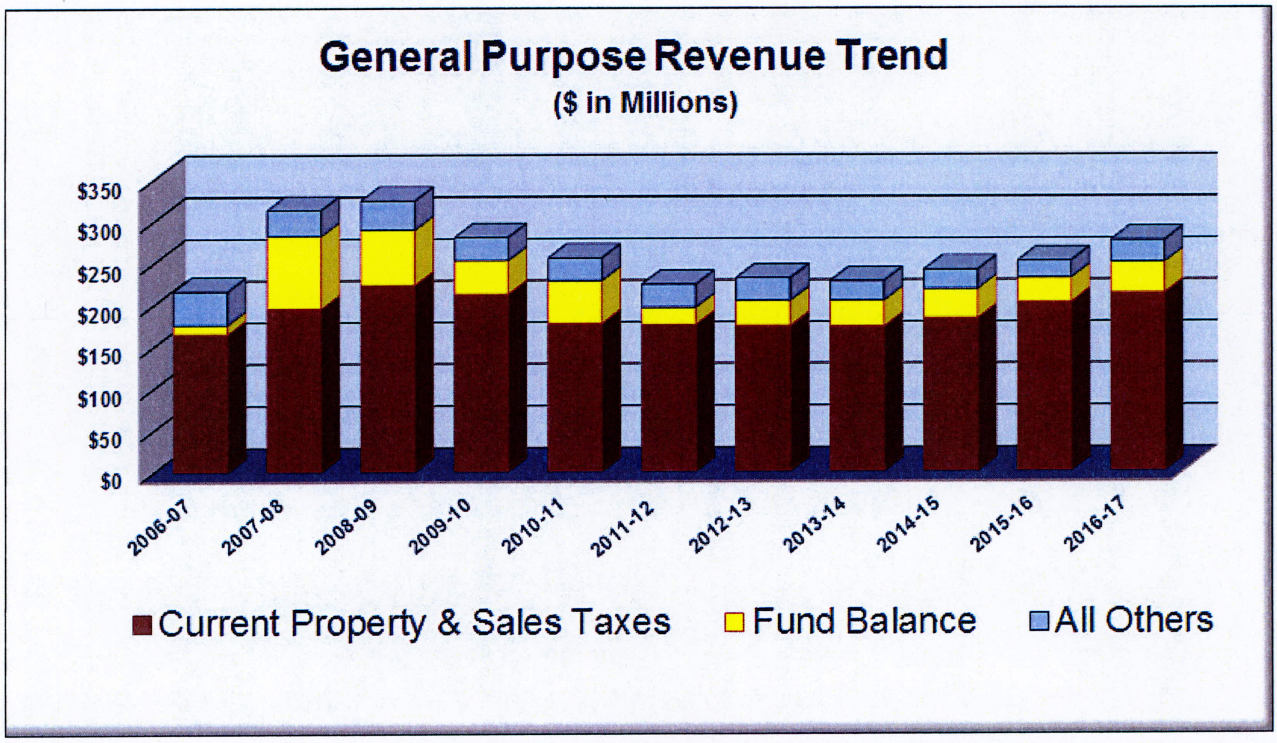

County of San Joaquin
Functional Organization Chart

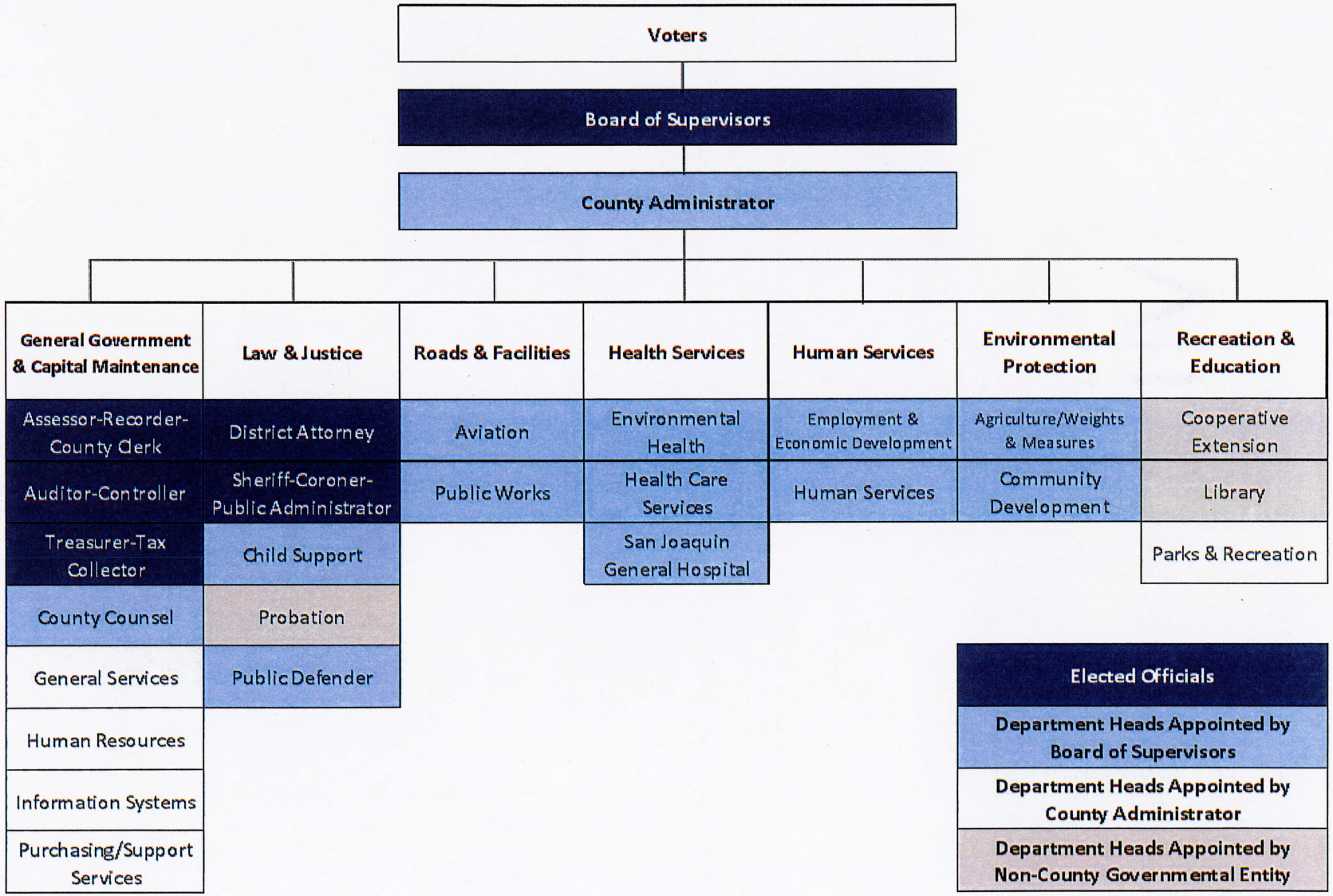

Directory of County Officials

Agricultural Commissioner/Sealer	
Tim Pelican	*2101 E. Earhart, Stockton*
Airport Director	
Harry Mavrogenes	*5000 S. Airport, Stockton*
Assessor–Recorder–County Clerk	
Steve J. Bestolarides	*44 N. San Joaquin, Stockton*
Auditor–Controller	
Jerome C. Wilverding	*44 N. San Joaquin, Stockton*
Board of Supervisors	
First District	
Carlos Villapudua	*44 N. San Joaquin, Stockton*
Second District	
Katherine M. Miller	*44 N. San Joaquin, Stockton*
Third District	
Moses Zapien	*44 N. San Joaquin, Stockton*
Fourth District	
Charles Winn	*44 N. San Joaquin, Stockton*
Fifth District	
Bob Elliott	*44 N. San Joaquin, Stockton*
Child Support Services Director	
Lori Cruz	*826 N. California, Stockton*
Clerk of the Board of Supervisors	
Mimi Duzenski	*44 N. San Joaquin, Stockton*
Community Development Director	
Kerry Sullivan	*1810 E. Hazelton, Stockton*
Cooperative Extension Director	
Brent Holtz	*2101 E. Earhart, Stockton*
County Administrator	
Monica Nino	*44 N. San Joaquin, Stockton*
County Counsel	
J. Mark Myles	*44 N. San Joaquin, Stockton*
District Attorney	
Tori Verber Salazar	*Courthouse, Stockton*
Employment & Economic Development Director	
John Solis	*56 S. Lincoln, Stockton*
Environmental Health Services Director	
Linda Turkatte	*1868 E. Hazelton, Stockton*

General Services Director	
Marcia Cunningham	*44 N. San Joaquin, Stockton*
Health Care Services Director	
Greg Diederich	*SJ General Hospital, French Camp*
Human Resources Director	
Ted Cwiek	*44 N. San Joaquin, Stockton*
Human Services Director	
Michael Miller	*102 S. San Joaquin, Stockton*
Information Systems Director	
Jerry Becker	*44 N. San Joaquin, Stockton*
Probation Officer, Chief	
Stephanie James	*Juvenile Justice Center, French Camp*
Public Defender	
Miriam Lyell	*327 E. Main, Stockton*
Public Works Director	
Kris Balaji	*1810 E. Hazelton, Stockton*
Purchasing & Support Services Director	
Jon Drake	*44 N. San Joaquin, Stockton*
San Joaquin General Hospital Chief Executive Officer	
David Culberson	*SJ General Hospital, French Camp*
Sheriff–Coroner/Public Administrator	
Steve Moore	*Sheriff's Operation Center, French Camp*
Treasurer–Tax Collector	
Shabbir Khan	*44 N. San Joaquin, Stockton*

Budget Summary Schedules

2016-2017 Budget by Fund

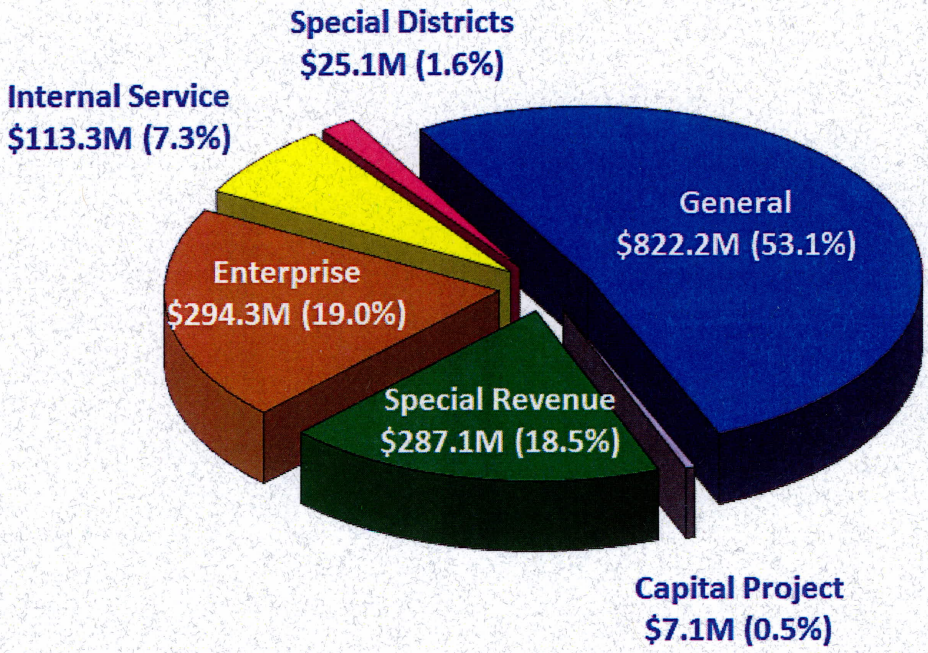

Total: $1.549 Billion

COUNTY OF SAN JOAQUIN
SCHEDULE 1
ALL FUNDS SUMMARY
FISCAL YEAR 2016-2017

FUND NAME	TOTAL FINANCING SOURCES				TOTAL FINANCING USES		
	FUND BALANCE UNRESERVED/ UNDESIGNATED JUNE 30, 2016	DECREASES TO RESERVES/ DESIGNATIONS/ NET ASSETS	ADDITIONAL FINANCING SOURCES	TOTAL FINANCING SOURCES	FINANCING USES	INCREASES TO RESERVES/ DESIGNATIONS/ NET ASSETS	TOTAL FINANCING USES
GOVERNMENTAL FUNDS							
GENERAL FUNDS	58,266,992		818,800,848	877,067,840	866,749,208	19,115,348	885,864,556
SPECIAL REVENUE FUNDS	55,121,089	21,450,636	256,318,415	332,890,140	292,477,528	40,412,612	332,890,140
CAPITAL PROJECT FUNDS	16,257,645		7,130,741	23,388,386	12,313,284	11,075,102	23,388,386
TOTAL GOVERNMENTAL FUNDS	**129,645,726**	**21,450,636**	**1,082,250,004**	**1,233,346,366**	**1,171,540,020**	**70,603,062**	**1,242,143,082**
OTHER FUNDS							
INTERNAL SERVICE FUNDS		13,417,865	96,611,660	110,029,525	109,570,482	459,043	110,029,525
ENTERPRISE FUNDS		909,908	360,747,079	361,656,987	321,005,645	40,651,342	361,656,987
SPECIAL DISTRICTS	22,428,211	336,519	22,349,195	45,113,925	26,855,574	18,258,351	45,113,925
TOTAL OTHER FUNDS	**22,428,211**	**14,664,292**	**479,707,934**	**516,800,437**	**457,431,701**	**59,368,736**	**516,800,437**
TOTAL ALL FUNDS	**152,073,937**	**36,114,928**	**1,561,957,938**	**1,750,146,803**	**1,628,971,721**	**129,971,798**	**1,758,943,519**

COUNTY OF SAN JOAQUIN
SCHEDULE 2
GOVERNMENTAL FUNDS SUMMARY
FISCAL YEAR 2016-2017

FUND	FUND NAME	TOTAL FINANCING SOURCES				TOTAL FINANCING USES		
		FUND BALANCE UNRESERVED/ UNDESIGNATED JUNE 30, 2016	DECREASES TO RESERVES/ DESIGNATIONS/ NET ASSETS	ADDITIONAL FINANCING SOURCES	TOTAL FINANCING SOURCES	FINANCING USES	INCREASES TO RESERVES/ DESIGNATIONS/ NET ASSETS	TOTAL FINANCING USES
	GENERAL FUNDS							
10001	COUNTY GENERAL	26,991,296		804,879,087	831,870,383	812,755,035	19,115,348	831,870,383
10011	RESERVE FOR CONTINGENCIES	31,275,696		13,921,761	45,197,457	53,994,173		53,994,173
10012	GENERAL RESERVE							
	TOTAL GENERAL FUNDS	**58,266,992**		**818,800,848**	**877,067,840**	**866,749,208**	**19,115,348**	**885,864,556**
	SPECIAL REVENUE FUNDS							
20002	COUNTY ROAD	11,005,880	21,402,359	38,112,843	70,521,082	70,521,082		70,521,082
20005	FISH & GAME	10,754	46,501	6,000	63,255	63,255		63,255
20007	MENTAL HEALTH	2,150,634		140,379,819	142,530,453	140,379,819	2,150,634	142,530,453
20008	WORKFORCE INVESTMENT ACT			12,078,233	12,078,233	12,078,233		12,078,233
20009	HEAD START							
20013	ROAD DISTRICT NO 1	1,078,749		654,992	1,733,741	952,032	781,709	1,733,741
20014	ROAD DISTRICT NO 2	497,792		664,442	1,162,234	1,027,894	134,340	1,162,234
20015	ROAD DISTRICT NO 3	843,623		827,409	1,671,032	1,290,734	380,298	1,671,032
20016	ROAD DISTRICT NO 4	3,254,550		3,875,728	7,130,278	4,489,968	2,640,310	7,130,278
20017	ROAD DISTRICT NO 5	1,261,220		1,205,710	2,466,930	1,376,111	1,090,819	2,466,930
20018	LIBRARY	870,676		6,424,800	7,295,476	4,924,800	2,370,676	7,295,476
20024	JUSTICE ASSISTANCE GRANT-JAG		1,776	175,681	177,457	177,457		177,457
20026	JUSTICE ASSISTANCE GRANT-ARRA							
20034	DA NARC ENFORCEMENT	109,116		38,000	147,116	38,000	109,116	147,116
20035	SHERIFF NARC ENFORCEMENT	56,902		43,497	100,399	88,798	11,601	100,399
20037	RECORDERS MODERNIZATION	1,256,667		868,000	2,124,667	1,418,150	706,517	2,124,667
20038	CHILD SUPPORT SERVICES	16,714		15,673,981	15,690,695	15,670,781	19,914	15,690,695
20039	COMMUNITY INFRASTRUCTURE	21,762,503		1,946,000	23,708,503	4,410,000	19,298,503	23,708,503
20041	CHILDREN & FAMILIES			1,392,593	1,392,593	1,392,593		1,392,593
20051	LOC COMM CORRECTIONS-AB118	9,339,942		28,892,928	38,232,870	28,892,928	9,339,942	38,232,870
20052	SUPPLE LAW ENFORCT-AB109	1,605,367		3,057,759	4,663,126	3,284,893	1,378,233	4,663,126
	TOTAL SPECIAL REVENUE FUNDS	**55,121,089**	**21,450,636**	**256,318,415**	**332,890,140**	**292,477,528**	**40,412,612**	**332,890,140**
	CAPITAL PROJECT FUNDS							
20048	AIRPORT EAST PROJECT							
37004	COUNTY CAPITAL OUTLAY	16,257,645		7,130,741	23,388,386	12,313,284	11,075,102	23,388,386
	TOTAL CAPITAL PROJECT FUNDS	**16,257,645**		**7,130,741**	**23,388,386**	**12,313,284**	**11,075,102**	**23,388,386**
	TOTAL GOVERNMENTAL FUNDS	**129,645,726**	**21,450,636**	**1,082,250,004**	**1,233,346,366**	**1,171,540,020**	**70,603,062**	**1,242,143,082**

APPROPRIATIONS LIMIT	**517,769,264**
APPROPRIATIONS SUBJECT TO LIMIT	**491,009,380**

COUNTY OF SAN JOAQUIN
SCHEDULE 3
FUND BALANCE - GOVERNMENTAL FUNDS
FISCAL YEAR 2016-2017

FUND	FUND NAME	TOTAL FUND BALANCE JUNE 30, 2016	LESS: FUND BALANCE-RESERVED/DESIGNATED			FUND BALANCE UNRESERVED/ UNDESIGNATED JUNE 30, 2016
			ENCUMBRANCES	GENERAL & OTHER RESERVES	DESIGNATIONS	
	GENERAL FUNDS					
10001	GENERAL	42,760,242	15,768,946			26,991,296
10011	RESERVE FOR CONTINGENCIES	39,486,646	8,210,950			31,275,696
10012	GENERAL RESERVE	10,003,085		10,003,085		
	TOTAL GENERAL FUNDS	**92,249,973**	**23,979,896**	**10,003,085**		**58,266,992**
	SPECIAL REVENUE FUNDS					
20002	ROAD	33,587,425	17,232,196		5,349,349	11,005,880
20005	FISH & GAME	80,856			70,102	10,754
20007	MENTAL HEALTH	16,387,429	8,377,591		5,859,204	2,150,634
20008	WORKFORCE INVESTMENT ACT	685,601	217,463		468,138	
20009	HEAD START	106,583	106,583			
20013	ROAD DISTRICT NO 1	1,684,451	225,655		380,046	1,078,749
20014	ROAD DISTRICT NO 2	798,028	167,871		132,365	497,792
20015	ROAD DISTRICT NO 3	1,299,079	255,709		199,746	843,623
20016	ROAD DISTRICT NO 4	5,277,433	913,692		1,109,190	3,254,550
20017	ROAD DISTRICT NO 5	2,814,288	224,221		1,328,847	1,261,220
20018	LIBRARY	2,326,233			1,455,557	870,676
20024	JUSTICE ASSISTANCE GRANT-JAG	41,792	176,874		(135,082)	
20026	JUSTICE ASSISTANCE GRANT-ARRA					
20034	DA NARC ENFORCEMENT	116,413			7,297	109,116
20035	SHERIFF NARC ENFORCEMENT	65,562			8,660	56,902
20037	RECORDERS MODERNIZATION	4,635,466	342,698		3,036,101	1,256,667
20038	CHILD SUPPORT SERVICES	419,239	125,873		276,652	16,714
20039	COMMUNITY INFRASTRUCTURE	21,762,503				21,762,503
20041	CHILDREN & FAMILIES					
20051	LOC COMM CORRECTIONS-AB118	16,680,842	2,008,444		5,332,456	9,339,942
20052	SUPPLE LAW ENFORCE-AB109	3,577,055	508,708		1,462,981	1,605,367
	TOTAL SPECIAL REVENUE FUNDS	**112,346,276**	**30,883,578**		**26,341,608**	**55,121,089**
	CAPITAL PROJECT FUNDS					
20048	AIRPORT EAST PROJECT	6,944,501	6,944,501			
37004	CAPITAL OUTLAY	63,907,704	39,078,909		8,571,150	16,257,645
	TOTAL CAPITAL PROJECT FUNDS	**70,852,206**	**46,023,411**		**8,571,150**	**16,257,645**
	TOTAL GOVERNMENTAL FUNDS	**275,448,455**	**100,886,885**	**10,003,085**	**34,912,758**	**129,645,726**

COUNTY OF SAN JOAQUIN
SCHEDULE 4
RESERVES/DESIGNATIONS - BY GOVERNMENTAL FUNDS
FISCAL YEAR 2016-2017

FUND #	DESCRIPTION	RESERVES/ DESIGNATIONS JUNE 30, 2016	DECREASES OR CANCELLATIONS		INCREASES OR NEW		TOTAL RESERVES/ DESIGNATIONS FOR BUDGET YEAR
			RECOMMENDED	ADOPTED BY BOARD OF SUPERVISORS	RECOMMENDED	ADOPTED BY BOARD OF SUPERVISORS	
	GENERAL FUNDS						
10001	COUNTY GENERAL FUND				16,520,348	16,520,348	16,520,348
10001	UNFUNDED PENSION LIABLITY RESERVE				2,500,000	2,500,000	2,500,000
10001	ECONOMIC DEVELOPMENT RESERVE				95,000	95,000	95,000
10012	GENERAL RESERVE	10,003,085					10,003,085
	TOTAL GENERAL FUNDS	**10,003,085**			**19,115,348**	**19,115,348**	**29,118,433**
	SPECIAL REVENUE FUNDS						
20002	COUNTY ROAD	5,349,349	21,402,359	21,402,359			(16,053,010)
20005	FISH & GAME	70,102	46,501	46,501			23,601
20007	MENTAL HEALTH	5,859,204			2,150,634	2,150,634	8,009,838
20008	WORKFORCE INVESTMENT ACT	468,138					468,138
20009	HEAD START						
20013	ROAD DISTRICT NO 1	380,046			781,709	781,709	1,161,755
20014	ROAD DISTRICT NO 2	132,365			134,340	134,340	266,705
20015	ROAD DISTRICT NO 3	199,746			380,298	380,298	580,044
20016	ROAD DISTRICT NO 4	1,109,190			2,640,310	2,640,310	3,749,500
20017	ROAD DISTRICT NO 5	1,328,847			1,090,819	1,090,819	2,419,666
20018	LIBRARY	1,455,557			2,370,676	2,370,676	3,826,233
20024	JUSTICE ASSISTANCE GRANT-JAG	(135,082)	1,776	1,776			(136,858)
20026	JUSTICE ASSISTANCE GRANT-ARRA						
20034	DA NARC ENFORCEMENT	7,297			109,116	109,116	116,413
20035	SHERIFF NARC ENFORCEMENT	8,660			11,601	11,601	20,261
20037	RECORDERS MODERNIZATION	3,036,101			706,517	706,517	3,742,618
20038	CHILD SUPPORT SERVICES	276,652			19,914	19,914	296,566
20039	COMMUNITY INFRASTRUCTURE				19,298,503	19,298,503	19,298,503
20041	CHILDREN & FAMILIES						
20051	LOC COMM CORRECTIONS-AB118	5,332,456			9,339,942	9,339,942	14,672,398
20052	SUPPLE LAW ENFORCEMENT-AB109	1,462,981			1,378,233	1,378,233	2,841,214
	TOTAL SPECIAL REVENUE FUNDS	**26,341,608**	**21,450,636**	**21,450,636**	**40,412,612**	**40,412,612**	**45,303,585**
	CAPITAL PROJECT FUNDS						
20048	AIRPORT EAST PROJECT						
37004	COUNTY CAPITAL OUTLAY	8,571,150			11,075,102	11,075,102	19,646,252
	TOTAL CAPITAL PROJECT FUNDS	**8,571,150**			**11,075,102**	**11,075,102**	**19,646,252**
	TOTAL GOVERNMENTAL FUNDS	**44,915,843**	**21,450,636**	**21,450,636**	**70,603,062**	**70,603,062**	**94,068,270**

COUNTY OF SAN JOAQUIN
SCHEDULE 5
SUMMARY OF ADDITIONAL FINANCING SOURCES BY SOURCE AND FUND
GOVERNEMENTAL FUNDS
FISCAL YEAR 2016-2017

	2014-2015 ACTUAL	2015-2016 ACTUAL	2016-2017 RECOMMENDED	2016-2017 ADOPTED BY BOARD OF SUPERVISORS
SUMMARIZATION BY SOURCE				
PROPERTY TAXES - CURRENT SECURED	188,552,228	199,464,648	211,587,555	211,587,555
PROPERTY TAXES - CURRENT UNSECURED	6,714,865	6,943,728	7,683,626	7,683,626
PROPERTY TAXES - PRIOR UNSECURED	106,619	117,661	3,000	3,000
PROPERTY TAXES - RESIDUAL DISTRIBUTION	2,016,016	2,810,845	743,000	743,000
SUPPLEMENTAL PROPERTY TAXES - CURRENT	1,574,610	1,917,246	1,698,520	1,698,520
SUPPLEMENTAL PROPERTY TAXES - PRIOR	21,580	15,331	100	100
SALES AND USE TAXES	27,785,417	28,608,237	31,943,051	31,943,051
OTHER TAXES	3,292,311	3,892,615	3,262,000	3,262,000
TOTAL TAXES	**230,063,648**	**243,770,311**	**256,920,852**	**256,920,852**
LICENSES, PERMITS AND FRANCHISES	7,210,112	7,428,384	7,184,126	7,184,126
FINES, FORFEITURES AND PENALTIES	7,220,311	7,121,834	7,506,100	7,506,100
REVENUE FROM USE OF MONEY AND PROPERTY	1,863,946	2,809,188	2,281,511	2,281,511
INTERGOVERNMENTAL REVENUES				
STATE	381,769,404	389,687,401	437,811,786	437,811,786
FEDERAL	173,343,489	141,278,411	172,964,200	172,964,200
OTHER	5,625,543	5,727,197	5,817,770	5,817,770
CHARGES FOR SERVICES	86,501,270	97,343,731	103,854,492	103,854,492
MISCELLANOUS REVENUES	4,022,067	3,822,803	3,724,694	3,724,694
OTHER FINANCING SOURCES				
TRANSFERS IN	75,946,930	72,013,117	83,828,722	83,760,464
OTHER FINANCING SOURCES	504,796	504,748	424,009	424,009
TOTAL SUMMARIZATION BY SOURCE	**974,071,516**	**971,507,126**	**1,082,318,262**	**1,082,250,004**
SUMMARIZATION BY FUND				
10001 GENERAL	712,181,541	731,483,643	804,879,087	804,879,087
10011 CONTINGENCY	8,289,961	8,210,950	13,990,019	13,921,761
20002 ROAD	37,458,428	31,225,417	38,112,843	38,112,843
20005 FISH AND GAME	8,564	6,980	6,000	6,000
20007 MENTAL HEALTH	105,208,189	117,820,814	140,379,819	140,379,819
20008 WORKFORCE INVESTMENT ACT	9,651,086	10,763,137	12,078,233	12,078,233
20009 HEAD START	26,840,838	95,547		
20013 ROAD DISTRICT NO 1	596,819	609,828	654,992	654,992
20014 ROAD DISTRICT NO 2	365,589	395,905	664,442	664,442
20015 ROAD DISTRICT NO 3	749,923	788,453	827,409	827,409
20016 ROAD DISTRICT NO 4	3,447,882	3,701,520	3,875,728	3,875,728
20017 ROAD DISTRICT NO 5	1,053,586	1,129,744	1,205,710	1,205,710
20018 LIBRARY	6,169,869	6,952,754	6,424,800	6,424,800

COUNTY OF SAN JOAQUIN
SCHEDULE 5
SUMMARY OF ADDITIONAL FINANCING SOURCES BY SOURCE AND FUND
GOVERNEMENTAL FUNDS
FISCAL YEAR 2016-2017

	2014-2015 ACTUAL	2015-2016 ACTUAL	2016-2017 RECOMMENDED	2016-2017 ADOPTED BY BOARD OF SUPERVISORS
20024 JUSTICE ASSISTANCE GRANT-JAG	202,628	709	175,681	175,681
20034 DA NARCOTICS ENFORCEMENT	29,092	87,524	38,000	38,000
20035 SHERIFF NARCOTICS ENFORCEMENT	33,621	16,354	43,497	43,497
20037 RECORDERS MODERNIZATION	883,443	1,002,702	868,000	868,000
20038 CHILD SUPPORT SERVICES	15,083,975	14,232,882	15,673,981	15,673,981
20039 COMMUNITY INFRASTRUCTURE	1,690,259	2,257,515	1,946,000	1,946,000
20041 CHILDREN AND FAMILIES	1,113,067	1,311,178	1,392,593	1,392,593
20048 AIRPORT EAST PROJECT				
20051 LOC COMMUNITY CORRECTNS-AB118	24,286,849	25,464,587	28,892,928	28,892,928
20052 SUPPLE LAW ENFORCEMENT-AB109	3,165,513	3,293,653	3,057,759	3,057,759
37004 CAPITAL OUTLAY	15,560,794	10,655,330	7,130,741	7,130,741
TOTAL SUMMARIZATION BY FUND	**974,071,516**	**971,507,126**	**1,082,318,262**	**1,082,250,004**

COUNTY OF SAN JOAQUIN
SCHEDULE 6
DETAIL OF ADDITIONAL FINANCING SOURCES BY FUND AND ACCOUNT
GOVERNMENTAL FUNDS
FISCAL YEAR 2016-2017

FUND NAME	FINANCING SOURCE CATEGORY	FINANCING SOURCE ACCOUNT	2014-2015 ACTUAL	2015-2016 ACTUAL	2016-2017 RECOMMENDED	2016-2017 ADOPTED BY BOARD OF SUPERVISORS
GENERAL FUNDS						
10001 GENERAL FUND						
	TAXES					
	4100100010	PROPERTY TAX-SECURED	108,585,474	114,623,095	121,810,960	121,810,960
	4100100050	PROPERTY TAX-IN LIEU VLF	69,096,750	73,274,829	77,698,000	77,698,000
	4100200070	PROPERTY TAX-SECURED-SB813	1,468,472	1,689,102	1,634,520	1,634,520
	4101000000	PROPERTY TAX-UNSECURED	5,830,623	6,058,539	6,764,024	6,764,024
	4101000007	PROPERTY TAX-UNSECURED-SB813	82,335	59,863	41,300	41,300
	4101000010	PROPERTY TAX-UNSECURED-BOAT	159,293	157,953	157,953	157,953
	4101000020	PROPERTY TAX-SB 813-PRIOR	20,305	13,952	100	100
	4101000030	PROPERTY TAX-UNSECURED-PRIOR	96,798	107,045	3,000	3,000
	4101000101	PROP TAX-RESID DISTR-MTCA SA	1,352,825	966,915	300,000	300,000
	4101000102	PROP TAX-RESID DISTR-RIPN SA			50,400	50,400
	4101000103	PROP TAX-RESID DISTR-STKN SA	465,984	908,406	230,000	230,000
	4101000104	PROP TAX-RESID DISTR-TRCY SA			100,000	100,000
	4101000304	PROP TAX-OTH MONEYS-TRACY SA	47,838	772,983		
	4107000000	SALES AND USE TAXES	14,101,552	16,837,983	20,256,000	20,256,000
	4107000001	SALES AND USE TAX-IN LIEU SUT	4,240,958	1,178,052		
	4107000040	SALES AND USE TAXES-TRANSPORT	2,000	2,000	2,000	2,000
	4109000020	OTHER TAXES-HOTEL & MOTEL	387,337	444,630	400,000	400,000
	4109000030	OTHER TAXES-DOCUMENTARY STAMP	2,903,315	3,446,312	2,860,000	2,860,000
	4109000050	OTHER TAXES-RACEHORSE	1,659	1,674	2,000	2,000
	TOTAL TAXES		**208,843,517**	**220,543,334**	**232,310,257**	**232,310,257**
	LICENSES, PERMITS AND FRANCHISES					
	4201000000	LICENSE/PERMITS-BUSINESS	100,846	103,221	105,000	105,000
	4201000500	LICENSE/PERMITS-PEST CONTROL	20,700	19,735	19,000	19,000
	4201000700	LICENSE/PERMITS-APIARY REG	170	160	110	110
	4202000010	LICENSE/PERMITS-MOBILE HOME	18,612	26,084	25,000	25,000
	4202000030	LICENSE/PERMITS-PLAN CHECK	682,608	673,526	680,000	680,000
	4204000400	LICENSES/PERMITS-GUN	60,487	75,087	60,000	60,000
	4204000900	LICENSE/PERMITS-FIRE	26,664	34,775	40,000	40,000
	4204001000	LICENSE/PERMITS-EXPLOSIVES	1,500	1,350	1,500	1,500
	4204040010	PERMITS-AMBULANCE	565,000	558,000	745,500	745,500
	4204040020	PERSONNEL CERTIFICATION FEE	3,141	4,220	600	600
	4204040030	PERSONNEL CERT FEE-EMSA	14,248	19,034	18,000	18,000
	4204040040	LICENSE FEE-EMD	1,419	1,749	1,100	1,100
	4204040050	LICENSE FEE-EMR	627	891	660	660
	4204040060	LICENSE FEE-EMT	22,613	31,650	24,000	24,000

COUNTY OF SAN JOAQUIN
SCHEDULE 6
DETAIL OF ADDITIONAL FINANCING SOURCES BY FUND AND ACCOUNT
GOVERNMENTAL FUNDS
FISCAL YEAR 2016-2017

FUND NAME	FINANCING SOURCE CATEGORY	FINANCING SOURCE ACCOUNT	2014-2015 ACTUAL	2015-2016 ACTUAL	2016-2017 RECOMMENDED	2016-2017 ADOPTED BY BOARD OF SUPERVISORS
	4204040070	LICENSE FEE-MICN	1,819	2,855	1,760	1,760
	4204040080	LICENSE FEE-PARAMEDIC	11,144	14,700	6,000	6,000
	4205000090	LICENSE/PERMITS-BURIAL	12,134	12,354	11,000	11,000
	4205000110	LICENSE/PERMITS-MARRIAGES	4,052	4,055	3,000	3,000
	4207000000	LICENSE/PERMITS-CONSTRUCTION	2,674,273	2,809,133	2,698,606	2,698,606
	4208001010	FRANCHISES-GENERAL-CA WATER	163,034	170,835	163,000	163,000
	4208001020	FRANCHISES-GENERAL-PG&E GAS	646,105	554,303	403,000	403,000
	4208001030	FRANCHISES-GENERAL-PG&E ELECTR	1,380,726	1,419,260	1,408,000	1,408,000
	4208001050	FRANCHISES-GENERAL-STANDARD GA	233		250	250
	4208003010	FRANCHISES-CATV	652,554	750,675	624,000	624,000
	TOTAL LICENSES, PERMITS AND FRANCHISES		**7,064,709**	**7,287,653**	**7,039,086**	**7,039,086**
	FINES, FORFEITURES AND PENALTIES					
	4301000010	FINES-VEHICLE CODE	406,492	408,432	386,700	386,700
	4301000080	FINES-CHILD RESTRAINT	2,062	1,699	2,000	2,000
	4301000090	MOE-BASE FINES/FEES	3,688,368	3,147,589	3,500,000	3,500,000
	4301000091	MOE-EXCESS FINES/FEES - ST SHR	(533,614)	(195,397)		
	4305000010	FINES-OTHER COURT	19,678	19,187	2,000	2,000
	4305000170	FINES-ALCOHOL LAB FEE-SHERIFF	41,860	22,960	45,000	45,000
	4305000230	FINES-ROBBERY-THEFT-CRIME PREV	753	734		
	4305000240	FINES-TVS FEES	476,701	754,507	450,000	450,000
	4305000250	FINES-OTHER-PROBATION	13,606	11,875	14,000	14,000
	4306900000	FINES-PC 1463.28-EXCESS BAIL	8,552	117,409		
	4316000000	PENALTIES ON DEL TAXES-COST	167,155	157,106	190,000	190,000
	4316000001	PENALTIES ON DEL TAXES-INT	2,583,257	2,423,457	2,260,000	2,260,000
	4316001000	PENALTIES-DELINQ-SB813	234,677	242,297	198,000	198,000
	4320000000	FINES-CIVIL PENALTY-ENV PROTECTION	2,200	3,000	2,400	2,400
	TOTAL FINES, FORFEITURES AND PENALTIES		**7,111,746**	**7,114,855**	**7,050,100**	**7,050,100**
	REVENUE FROM USE OF MONEY AND PROPERTY					
	4400000000	INTEREST INCOME	365,581	805,810	540,000	540,000
	4400100100	INTEREST-DELINQ ACCT RECEIVABLE	310,349	432,030	325,000	325,000
	4410002500	RENTS-FREEDOM COFFEE	15,300	15,300	15,300	15,300
	4410011600	RENTS/PARKING FACILITY	220,587	191,976	189,420	189,420
	4410020300	RENTS/PROPERTY	12,212	10,219	67,652	67,652
	4410022500	RENTS/PROPERTY-RTD	32,187	42,788	34,952	34,952
	4410022700	RENTS/PROPERTY-AMER AG CREDIT	21,368	24,662	22,436	22,436
	4410023100	RENTS/OTHER ADV DISPLAYS	1,200	1,200	1,200	1,200
	4410023200	RENTS/DEVILLE APTS LEACHFIELDS		75	75	75
	4410023400	RENTS/CAR POOL PARKING	1,740	570	540	540
	4410040600	RENTS/OTHER-COMMUNITY CENTER	520	200	500	500
	4410041200	RENTS/OTHER-ANIMAL CONTROL-CAT	240	330	100	100

COUNTY OF SAN JOAQUIN
SCHEDULE 6
DETAIL OF ADDITIONAL FINANCING SOURCES BY FUND AND ACCOUNT
GOVERNMENTAL FUNDS
FISCAL YEAR 2016-2017

FUND NAME	FINANCING SOURCE CATEGORY	FINANCING SOURCE ACCOUNT	2014-2015 ACTUAL	2015-2016 ACTUAL	2016-2017 RECOMMENDED	2016-2017 ADOPTED BY BOARD OF SUPERVISORS
	4410041600	RENTS/OTHER-HONOR FARM	75,240	81,510	75,240	75,240
	4420000000	RENTS/ VENDING MACHINES	588	621	600	600
	4422003000	RENTS/CAA-TEL LEASE	10,775	8,979	10,775	10,775
	4440233000	ROYALTIES- OIL & GAS	51,108	25,303	47,770	47,770
	4440240000	NON-OPERATING INCOME-MISC		335		
	TOTAL REVENUE FROM USE OF MONEY AND PROPERTY		**1,118,995**	**1,641,907**	**1,331,560**	**1,331,560**
	INTERGOVERNMENTAL REVENUES - STATE					
	4504000600	ST-MOTO VHCL FEE-R&T11001.5(B)	246,005	241,899	238,000	238,000
	4505110000	STATE-IN-LIEU TAXES	319	319		
	4505120000	ST-UNCLAIMED GAS TAX	749,311	728,047	735,000	735,000
	4505140000	ST-PESTICIDE MILL FEE	905,548	1,153,557	1,152,249	1,152,249
	4505200000	ST-REALIGNMENT-SALES TAX-SS	33,612,728	37,162,465	35,162,803	35,162,803
	4505210000	ST-REALIGNMT-SALES TAX-HLTH		1,961,376	694,250	694,250
	4505220000	ST-REALIGNMENT-SALES TX-HTH-PH	1,204,300	65,217	1,519,250	1,519,250
	4505300000	ST-REALIGNMENT-VLF-MH	802,105	671,293	1,400,000	1,400,000
	4505320000	ST-REALIGNMENT-VLF-SS	1,204,610	1,097,280	1,209,494	1,209,494
	4505340000	ST-REALIGNMENT-VLF-HLTH	13,918,380	8,343,895	14,459,872	14,459,872
	4505500000	ST-HOMEOWNER PROP TAX	1,201,957	1,173,991	1,227,000	1,227,000
	4509000000	ST-AGRICULTURE	1,149,647	1,348,378		
	4509000100	ST-AGRICULTURE F&V CONTRACTS			81,185	81,185
	4509000200	ST-AGRICULTURE PEST EXCLUSION			67,475	67,475
	4509000250	ST-AG PEST DETECTION CONTRACTS			535,567	535,567
	4509000300	ST-AGRICULTURE GLASSY WINGED			245,212	245,212
	4509000400	ST-AGRICULTURE SEED-NURSERY-NE			41,000	41,000
	4509000500	ST-AG SPECIALTY CROP BLK GRNT			66,453	66,453
	4520000000	ST-CORRECTIONS	797,845	796,780	800,000	800,000
	4520100000	ST-PUBLIC PROTECTION-DA	1,449,754	1,676,443	1,616,682	1,616,682
	4520100049	ST-DA-VICTIM WITNESS	2,000	24,152	45,000	45,000
	4520200000	ST-DEPT OF JUSTICE	2,578	2,732	2,500	2,500
	4521600000	ST-PUBLIC PROTECTION-SHRF	964,225	1,021,724	934,361	934,361
	4521600057	ST-PUBLIC PROTECTION-SHRF-911	14,587	17,423	16,000	16,000
	4522700000	ST-PUBLIC PROTECTION-PROB	1,691,098	1,757,076	1,762,771	1,762,771
	4522700600	ST-PROB-CCCPIA	1,845,887	2,125,186	2,551,560	2,551,560
	4522700800	ST PUB PROT-PROB-GRWTH-JPF	19,209	44,880	48,880	48,880
	4522700850	ST-PROB-BSCC R E D		176,199	200,000	200,000
	4522700900	ST-PROB-BSCC MIOCR		70,716	467,855	467,855
	4522704200	ST-REST FINE REBATE	63,707	37,100	50,000	50,000
	4522800000	ST-PUBLIC PROTECTION-OTHER	9,267	12,214		
	4522800100	ST-PETROLEUM & OTHER			10,425	10,425
	4522800200	ST-SERVICE AGENCY REIMBURSEMENT			2,500	2,500
	4527100000	ST-LAW ENFORCE TRAINING	424,438	222,819	422,235	422,235

COUNTY OF SAN JOAQUIN
SCHEDULE 6
DETAIL OF ADDITIONAL FINANCING SOURCES BY FUND AND ACCOUNT
GOVERNMENTAL FUNDS
FISCAL YEAR 2016-2017

FUND NAME	FINANCING SOURCE CATEGORY	FINANCING SOURCE ACCOUNT	2014-2015 ACTUAL	2015-2016 ACTUAL	2016-2017 RECOMMENDED	2016-2017 ADOPTED BY BOARD OF SUPERVISORS
	4527200000	ST-PUBLIC SAFETY-172	49,346,787	49,799,191	51,000,000	51,000,000
	4527400000	ST-OCJP-OES-BD OF CORR	1,391,463	1,575,096	1,065,470	1,065,470
	4527600000	ST-ENVIRONMENTAL PROTECTION	177,104	621,823		
	4527600030	ST-CDPH SM PUB WTR SYS			215,321	215,321
	4527600080	ST-ABANDONED VEHICLE ABATEMENT	38,143	34,640	35,000	35,000
	4527800000	ST-REAL-AB118 2011	94,092,750	89,336,335	92,106,519	92,106,519
	4527800150	ST REAL-AB118 2011-SB933	245,378	120,896	203,865	203,865
	4528000000	ST-SHRF BOATING SFTY	633,539	609,239	686,596	686,596
	4528200000	ST-MANDATE-SB 90	5,367,866	2,115,690	901,233	901,233
	4529800000	ST-TRIAL COURT-GRANTS/PROG	94,820	116,223	108,167	108,167
	4540000000	ST-CAL CHILDREN SVS			4,096,507	4,096,507
	4540100000	ST-CHILD HLTH	243			
	4540200000	ST-CHILDREN/MILK	204,145	203,829	181,924	181,924
	4547000000	ST-OTHER HEALTH	13,300,200	13,614,560	11,816,406	11,816,406
	4547200000	ST-HEALTH	174,695	205,342	205,000	205,000
	4550000000	ST-PUBLIC ASST-ADM	38,076,359	40,400,218	52,799,065	52,799,065
	4550001800	ST-SB18 RENEWAL		70,626	17,899	17,899
	4550008200	ST-AB82 OUTREACH & ENROLLMENT		147,288	84,642	84,642
	4556000000	ST-AGING/COMMUNITY SVCS	295,983	459,249	424,586	424,586
	4557000000	ST-OTHER	355,037	454,730	279,545	279,545
	4557001000	ST-OTHER-OFC TRAFFIC SAFETY	24,435	11,905	30,000	30,000
	4557005000	ST-WEIGHMASTER & OTHER			7,920	7,920
	4557100000	ST-SOCIAL SVS	19,512,047	32,675,873	41,131,730	41,131,730
TOTAL INTERGOVERNMENTAL REVENUES - STATE			**285,610,500**	**294,505,912**	**325,162,974**	**325,162,974**
	INTERGOVERNMENTAL REVENUES - FEDERAL					
	4558100000	FEDERAL-SOCIAL SVS-ADM	16,134,224	20,687,894	25,309,426	25,309,426
	4558200000	FEDERAL-SOCIAL SERVICES	85,727,122	80,533,528	95,578,494	95,578,494
	4559100000	FEDERAL-HEALTH				
	4561000000	FEDERAL-DIASTER	6,429	49,037		
	4562000000	FEDERAL - IN LIEU TAXES	5,299	6,255		
	4563000000	FEDERAL-COPS	1,611,716	509,731		
	4564000000	FEDERAL-OTHER	139,618	241,207	207,000	207,000
	4564100000	FEDERAL-DOMESTIC PREPARE	1,150,987	768,228	737,915	737,915
	4564301000	FEDERAL-FHWA		41,154		
	4565000000	FEDERAL-CDBG	769,615	552,079	1,490,142	1,490,142
	4565200000	FEDERAL-CDBG-HOME	4,344,096	4,475,921	4,882,092	4,882,092
	4566000000	FEDERAL-HUD	240,779	186,049	220,589	220,589
	4567000000	FEDERAL-AGING/COMMUNITY SVS	4,934,496	4,514,700	5,070,908	5,070,908
	4567010000	FEDERAL-CAA FEMA	21,747	79,811	507,100	507,100
	4567020000	FEDERAL-FEMA		122,300		
	4569000000	FEDERAL-OTHER	607,841	470,718	640,868	640,868

COUNTY OF SAN JOAQUIN
SCHEDULE 6
DETAIL OF ADDITIONAL FINANCING SOURCES BY FUND AND ACCOUNT
GOVERNMENTAL FUNDS
FISCAL YEAR 2016-2017

FUND NAME	FINANCING SOURCE CATEGORY	FINANCING SOURCE ACCOUNT	2014-2015 ACTUAL	2015-2016 ACTUAL	2016-2017 RECOMMENDED	2016-2017 ADOPTED BY BOARD OF SUPERVISORS
	4569001000	FEDERAL-DEPT OF JUSTICE		2,271		
	4569001100	FEDERAL-USDOJ-VAWA STOP	104,165	98,128	100,000	100,000
	4569001200	FEDERAL-DOJ-OJP-BJA-TYGR	257,010	255,184		
	4569001300	FEDERAL-DOJ-OJP-BJA-ARCCS		149,071	305,087	305,087
	TOTAL INTERGOVERNMENTAL REVENUES - FEDERAL		**116,055,144**	**113,743,266**	**135,049,621**	**135,049,621**
	INTERGOVERNMENTAL REVENUES - OTHER					
	4571000000	OTHER GOV'T AID-CITIES	13,908	17,030	10,000	10,000
	4572000000	OTHER GOV'T AID-COUNTIES	231,747	167,691	259,671	259,671
	4573000000	OTHER GOV'T AID-SCHOOLS	633,878	490,925	450,000	450,000
	4573000100	OTH GOV'T AID-SCHOOLS-CHALLENG			35,817	35,817
	4574000000	OTHER GOV'T AID-OTHER	16,434	5,660	10,000	10,000
	4574000200	OTHR GOVT-HOUSING AUTH IN LIEU		112,670	22,500	22,500
	4574005000	OTHER-INVESTIGATION COST RECVRT			2,500	2,500
	4576000000	OTHER GOVT-REDEVLMNT PASS-THR	4,025,098	4,261,872	3,987,000	3,987,000
	TOTAL INTERGOVERNMENTAL REVENUES - OTHER		**4,921,064**	**5,055,849**	**4,777,488**	**4,777,488**
	CHARGES FOR SERVICES					
	4601000000	ASSESSMENT PROCESSING FEE	628,656	647,675	664,500	664,500
	4601000100	ASSESSMENT BOARD APPEALS FEES	26,430	(30)	300	300
	4601002000	PROP TAX ADMIN-SB813	425,005	866,721	450,000	450,000
	4601100000	PROP TAX ADMIN-SEGREG	1,601	1,321	1,550	1,550
	4601200000	REDEMPTION FEES	41,440	43,560	35,000	35,000
	4602002000	PROP TAX ADMIN SB2557-CITIES	1,231,329	1,249,187	1,249,720	1,249,720
	4602003000	PROP TX ADMIN SB2557-LCL DIST	1,664,073	1,733,023	1,733,290	1,733,290
	4603000000	DELINQ TAX SALES ADVTS COST	13,102	8,523	12,000	12,000
	4603000100	DELINQUENT TAX SALES COST	37,311	29,950	36,000	36,000
	4603000200	DELINQ TX SALES RESEARCH COST	26,385	22,361	25,000	25,000
	4604000100	TAX COLLECTOR SERVICE FEE	12,358	13,065	10,000	10,000
	4604000300	TREASURER -INVESTMENT SVS FEE	841,060	853,814	846,360	846,360
	4604000400	TREASURER -CERT OF TX FEE	8,890	8,449	9,000	9,000
	4604000600	UNSECURED COLL COST FEE	89,773	95,433	98,000	98,000
	4604100000	ASSESSORS-OUTSIDE SEV	11,173	10,463	7,000	7,000
	4605010000	DIRECT ASSESSMENTS-WEED ABATE	31,924	55,599	30,000	30,000
	4608000000	AUDITING & ACCOUNTING FEES	26,743	46,124	40,000	40,000
	4611000100	BENEFITS ADMIN FEE-KAISER	482,789	507,816	509,648	509,648
	4611000200	BENEFITS ADMIN FEE-PUD	7,959	8,557	8,806	8,806
	4611000300	BENEFITS ADMIN FEE-VSP	8,048	8,263	10,090	10,090
	4611000400	BENEFITS ADMIN FEE-COBRA	175	189	200	200
	4612000000	ELECTION SERVICES	1,331,845	771,194	1,825,000	1,825,000
	4612020000	ELECTION SVS-CANDIDATE FILG	240	21,744		
	4612030000	ELECTION SVS-STATMNT OF QUAL	264,000		40,000	40,000

COUNTY OF SAN JOAQUIN
SCHEDULE 6
DETAIL OF ADDITIONAL FINANCING SOURCES BY FUND AND ACCOUNT
GOVERNMENTAL FUNDS
FISCAL YEAR 2016-2017

FUND NAME	FINANCING SOURCE CATEGORY	FINANCING SOURCE ACCOUNT	2014-2015 ACTUAL	2015-2016 ACTUAL	2016-2017 RECOMMENDED	2016-2017 ADOPTED BY BOARD OF SUPERVISORS
	4613000000	LOBBYIST REGISTRATION FEES		625	500	500
	4620000000	LEGAL SERVICES	177,913	197,499	109,374	109,374
	4620006000	LEGAL SERVICES-DA-FORFEITURE				
	4620007000	LEGAL SERVICES-CC-FORFEITURE	5,368	666	6,712	6,712
	4620100000	LEGAL SERVICES-STATE PRISONER	298,725	246,684	300,000	300,000
	4620200000	LEGAL SERVICES-COURT APPOINTED	267,050	22,236	30,000	30,000
	4620300000	LEGAL SERVICES-DA	82,833	78,732	100,000	100,000
	4620400000	LEGAL SERVICES-COLLECTOR	5,599	6,206	7,000	7,000
	4620500000	LEGAL SERVICES-MUNI ACTIONS	50,855	59,259	55,000	55,000
	4620600000	LEGAL SERVICES-PUBLIC DEF	40,116	47,084	30,000	30,000
	4620700000	LEGAL SERVICES-NARCOTICS ENF	2,503	5,049	5,000	5,000
	4621005200	COMMUN ACCOUNTABILITY PRGM FEE	5,250	665	2,500	2,500
	4623040410	SPECIALTY CARE DESIGNATION	50,000		150,000	150,000
	4623040420	TRAUMA DESIGNATION	150,000	175,000	175,000	175,000
	4623042010	TRAINING-EMT PROGRAM			2,200	2,200
	4623042030	TRAINING-CONT ED PROGRAM	11,000	8,800	6,600	6,600
	4623042040	TRAINING-OTHER		60		
	4623200000	OTHER SVS FEES	71,465	136,017	94,262	94,262
	4623202000	CO CLERK-MARRIAGE FEES	58,525	66,500	62,600	62,600
	4623207000	PURCHASING SVS	123,066	153,771	93,000	93,000
	4623209000	DATA PROCESSING SVS	1,207,940	421,312	303,119	303,119
	4623240510	OTHER SVCS-EMSYSTEM	128,778	130,265	130,000	130,000
	4625100000	PLANNING & ENGINEERING SVS	67,938		300,000	300,000
	4625100300	PLANNING-ADMIN FEE-DEV	5,981	18,615	6,000	6,000
	4625100550	PLANNING SVS-DEVELOP DIVISION	917,663	825,552	808,000	808,000
	4625101400	CODE ENFORCEMENT CITATION FEE	40,681	33,883	40,000	40,000
	4625103000	PLAN CHECK FEES	189,283	214,317	200,000	200,000
	4625103900	PLANNING SVS-NEW COMMUNITIES	83,390	30,380	50,000	50,000
	4625104700	PLANNING SVS-GEOGRAPHIC INFO			10,000	10,000
	4625105030	GREEN BUILDING STANDARDS FEE	785	857	800	800
	4625110400	SURVEYORS SVS	274,087	233,614	250,000	250,000
	4625110900	SURVEYORS SVS-DOC REVIEW	19,232	26,251	43,061	43,061
	4625120100	HAZARDOUS MATERIALS FEES	837,446	833,302	798,437	798,437
	4625120380	HAZARDOUS MATERIALS INVENTORY	90	18		
	4625710000	ESTATE FEES - PUBLIC ADM	189,301	169,692	165,000	165,000
	4625711000	ESTATE FEE - PA-CONTRA-COUNSEL	(69,262)	(57,287)	(66,000)	(66,000)
	4625730000	ESTATE IMVESTMENT MGMT FEE-PA	9,317	21,659		
	4626200000	INSPECTION FEES	1,414	1,578	1,300	1,300
	4626260000	INSPECTION FEES-GRAIN SCALE	12,295	17,219		
	4626261000	INSPECTION FEES-RENTAL EQUIP		1,828	2,500	2,500
	4626262000	FGIS-INSPECTION FEES			10,000	10,000
	4626290000	INSPECTION FEES-TEST WEIGHING/	568,186	601,940	602,000	602,000

COUNTY OF SAN JOAQUIN
SCHEDULE 6
DETAIL OF ADDITIONAL FINANCING SOURCES BY FUND AND ACCOUNT
GOVERNMENTAL FUNDS
FISCAL YEAR 2016-2017

FUND NAME	FINANCING SOURCE CATEGORY	FINANCING SOURCE ACCOUNT	2014-2015 ACTUAL	2015-2016 ACTUAL	2016-2017 RECOMMENDED	2016-2017 ADOPTED BY BOARD OF SUPERVISORS
	4626510100	CIVIL PROCESS FEES	255	384	250	250
	4626510200	CIVIL PROCESS SVS-SHRF	331,082	326,996	344,000	344,000
	4626510600	CIVIL PROCESS SVS-SHRF-AUTOMAT	189,483	212,593	246,364	246,364
	4626511000	CIVIL PROCESS SVS-SHRF-VEHICLE	188,611	105,131	155,420	155,420
	4627102000	AGRICULTURAL-CIVIL PENALTIES	14,825	7,880	5,800	5,800
	4627102100	AG W&M - CIVIL PENALTIES			1,000	1,000
	4627120000	HUMANE SVS	13,197	11,608	10,000	10,000
	4627210000	RECORDING FEE	2,062,091	2,270,752	2,120,186	2,120,186
	4627210030	RECORDING-COUNTY CLERK	232,684	251,256	235,000	235,000
	4627240000	RECORDING-COPY FEE-VITAL	295,351	312,100	284,000	284,000
	4627250000	RECORDING-MARRIAGE ISSUE	2,889	2,935	2,900	2,900
	4627251700	RECORDING-INDEXING FEE	409,750	478,442	350,000	350,000
	4629100000	COURT FEES & COSTS	361,067	74,718	70,100	70,100
	4629110000	COURT FEES & COSTS-CONCILIATN	1,030	1,040		
	4629144000	COURT FEES & COSTS-COLL ADM	35,974	22,921		
	4629145100	COURT FEES - NIGHT COURT	35	15		
	4629200100	DA-CASE EXPONGEMENT FEE	1,800	1,085	2,500	2,500
	4629400000	PROBATION FEES & COSTS	290,515	296,054	275,165	275,165
	4629426000	PROBATION-SUPERVISON	238,398	277,584	228,485	228,485
	4629428000	PROBATION-RESTUTION FEE	42,988	35,553	35,000	35,000
	4629429000	PROBATION-DIVERSION	15,989	10,960	8,325	8,325
	4629431000	PROBATION-INVESTIGATION	982	114	25	25
	4629444000	PROBATION-REST FINE ADM	10,914	12,501	10,085	10,085
	4629465000	PROBATION-JUV RECORD SEAL	3,300	1,950	3,085	3,085
	4629467000	LIVESCAN FEES	41,035	47,092	38,000	38,000
	4629609000	LAW ENF SVS-BOOKING-CONVICT	115,846	183,599	200,000	200,000
	4629800000	LAW ENF SVS	29,597	34,219	29,000	29,000
	4629800100	LAW ENF SVS-SUBPOENA GC 68097	3,622	2,803		
	4629800400	LAW ENF SVS-SPECIAL EVENT	94,934	128,275	85,000	85,000
	4629800800	LAW ENF SVS-ST PRISNR/CYA/DVI	1,246	487		
	4629802500	LAW ENF SVS-REMOVAL & STORAGE	310,885	345,560	320,000	320,000
	4629802600	LAW ENF SVS-FALSE ALARM FEES	60,261	64,272	40,000	40,000
	4629802900	LAW ENF SVS-STC TRAINING		1,600		
	4629803700	LAW ENF SVS-INVESTIGA FEE	8,167	850	500	500
	4629804000	LAW ENF SVS-TOWED VEHICLE FEE	19,406	21,423	20,000	20,000
	4629811400	LAW ENF SVS-LATHROP	7,028,031	6,844,328	7,139,950	7,139,950
	4629811500	LAW ENF SVS-OTHER COUNTIES	108,184	311,307	200,000	200,000
	4629811600	LAW ENF SVS-SCHOOLS	78,517	196,840	160,131	160,131
	4629811700	LAW ENF SVS-MTN HOUSE	1,261,338	1,350,716	1,356,294	1,356,294
	4629820000	LAW ENF SVS-CT SECURITY	140,804	186,624	140,000	140,000
	4629825400	LAW ENF SVC-CORONER INVESTIGAT	60,162	38,211	45,000	45,000
	4629826000	LAW ENF SVS-AUTOPSIES SVS	6,704	5,028		

COUNTY OF SAN JOAQUIN
SCHEDULE 6
DETAIL OF ADDITIONAL FINANCING SOURCES BY FUND AND ACCOUNT
GOVERNMENTAL FUNDS
FISCAL YEAR 2016-2017

FUND NAME	FINANCING SOURCE CATEGORY	FINANCING SOURCE ACCOUNT	2014-2015 ACTUAL	2015-2016 ACTUAL	2016-2017 RECOMMENDED	2016-2017 ADOPTED BY BOARD OF SUPERVISORS
	4630710000	COMMUNITY FACILITY FEE-ADM	6,273	14,246	54,000	54,000
	4632200100	UTILITY SERVICE FEE-HYDRANT		90		
	4632510000	UTILITY FEES-GENERAL	1,081	3,584		
	4636100500	PLANNING REFERRING FEE		3,200		
	4636120000	ENGINEERING SVCS-PW-FACILITIES			5,000	5,000
	4640100000	HEALTH SVS	487,301	454,165	290,000	290,000
	4640100200	HEALTH SVS-VITAL ST DEATH CERT	360,412	359,863	350,000	350,000
	4640110000	HEALTH SVS-LAB	547,634	506,739	375,000	375,000
	4641000000	HEALTH SVS-ENVIRONMENTAL HLTH	4,886,573	4,789,251	5,109,282	5,109,282
	4645000000	PATIENT FEES	1,602	996	1,400	1,400
	4646000000	CAL CHILDREN SVS FEES	300		1,000	1,000
	4646010000	CAL CHILDREN SVS-ASSESSMENT	360	360	500	500
	4648000000	INSTITUTIONAL CARE/SVS	9,644	843	1,000	1,000
	4648020080	INST CARE/SVS-HOME DETENTION	183,690	130,510	150,000	150,000
	4648020100	INST CARE/SVS-WORK FURLOUGH	2,985			
	4648020110	INST CARE/SVS-ALCHL MONITORING	88,927	97,688	100,000	100,000
	4648020220	INSTITU CARE/SVS-SHRF-HLTH		1,566		
	4648020250	INST CARE/SVS-ALT WORK PROGRAM	665,690	703,393	720,000	720,000
	4648020260	INSTITU CARE/SVS-INMATE VISIT	17,974	16,448	16,000	16,000
	4648040120	INSTITU CARE/SVS-COURT WARDS	176,754	184,338	175,452	175,452
	4670000600	PARKS-MAGEE PARKING	26,252	26,763	26,004	26,004
	4670000700	PARKS-MOSSDALE PARKING	48,097	46,556	48,660	48,660
	4670000800	PARKS-OAK GROVE PARKING	205,329	191,176	212,544	212,544
	4670000900	PARKS-STILLMAN MAGEE CAMPING	615	2,362	10,000	10,000
	4670001200	PARKS-DOS REIS PARKING	39,680	40,482	47,943	47,943
	4670001500	PARKS-USERS-LITTLE LEAGUE	2,410	2,000	2,410	2,410
	4670001900	PARKS-WESTGATE CAMPING_BOATS	26,338	33,099	33,523	33,523
	4670002000	PARKS-OTHER - COMM TOWER	8,563	9,710	7,633	7,633
	4670002100	PARKS-DOS REIS CAMPING	100,037	129,012	137,207	137,207
	4670002200	PARKS-MICKE GROVE PARKING	504,598	506,314	541,670	541,670
	4670002400	PARKS-WESTGATE PARKING	12,800	14,876	18,173	18,173
	4670002500	PARK-REG SPORTS COMPLX-PARKING	59,636	48,419	74,903	74,903
	4670002600	PARKS-REGIONAL SPORTS COMPLEX	17,120	26,605	41,509	41,509
	4670002700	PARKS-RESERVATION CHARGES	12,925	13,900	13,944	13,944
	4670002800	PARKS-OAK GROVE FISHING	23,801	16,897	25,000	25,000
	4670003000	PARKS-REPROCESSING FEES	(10)			
	4670003100	PARKS-ZOO ADMISSION FEE	323,762	304,751	338,503	338,503
	4670003200	PARKS-ANNUAL PASSES	20,025	16,900	24,904	24,904
	4670003400	PARKS- MISC FEES	13,957		23,012	23,012
	4670003500	EDUCATION-ZOO_PARK REV				
	4670090010	PARKS-CONCESSION FEES-SNACK	4,457		6,000	6,000
	4670090110	PARKS-CONCESSION FEES-AMUSE	31,154	38,489	39,983	39,983

COUNTY OF SAN JOAQUIN
SCHEDULE 6
DETAIL OF ADDITIONAL FINANCING SOURCES BY FUND AND ACCOUNT
GOVERNMENTAL FUNDS
FISCAL YEAR 2016-2017

FUND NAME	FINANCING SOURCE CATEGORY	FINANCING SOURCE ACCOUNT	2014-2015 ACTUAL	2015-2016 ACTUAL	2016-2017 RECOMMENDED	2016-2017 ADOPTED BY BOARD OF SUPERVISORS
	4670090250	PARKS-CONCESSION FEES-REGIONL		3,561	5,000	5,000
	4670091000	PARKS-OPERATIONAL PERMIT FEES	1,000	1,600	5,000	5,000
	4670092000	PARKS-FUN TOWN UTILITIES REIMB	1,080	1,170	5,000	5,000
	4670094000	PARKS-MICKE GROVE RENTAL	188,636	200,439	202,608	202,608
	4670094090	PARKS-HARMONY RENTAL	2,040	565	2,000	2,000
	4670094180	PARKS-OAK GROVE RENTAL	64,131	65,045	72,343	72,343
	4670094270	PARKS-CARETAKER RENT	9,400	9,775	12,000	12,000
	4670095000	PARKS-SNACK BAR-UTILITIES REIM	1,875		4,000	4,000
	4670100000	OTHER CHARGES-NON BOS DIST	667,554	845,793	754,124	754,124
	4670200000	A-87 CHARGES-NON BOS SD	32,503	18,723	334,569	334,569
	4680100000	CHARGES FOR SVS	8,262	11,358	8,000	8,000
	4680104300	OTHER FEES-DOMESTIC VIO CERT	1,500	750	750	750
TOTAL CHARGES FOR SERVICES			**37,105,802**	**36,105,030**	**37,114,547**	**37,114,547**
MISCELLANEOUS REVENUES						
	4702000000	PRIVATE DONATION-AID FR OTHER	215,574	89,412	42,500	42,500
	4702054130	NUTRITION PROGRAM INCOME	52,385	52,263	57,000	57,000
	4702060000	PRIVATE FOUNDATION GRANT		50,000	250,000	250,000
	4704200000	SALE OF FIXED EQUIP/FURN	14,758	41,479	10,000	10,000
	4704300000	SALE OF GOODS MATERIALS	68,080	74,661	44,350	44,350
	4704300001	SALE OF GOODS MATERIAL-GIS	625	695	500	500
	4704300002	SALE OF GOODS MATERIALS-CD		82		
	4704310000	SALE OF RECYCLED MATERIAL	53,027	42,352	39,500	39,500
	4704400000	OTHER SALES/SVS	135,579	131,702	141,000	141,000
	4706000000	RETURNED CHECK FEES	21,559	17,787	16,200	16,200
	4706100000	UNCLAIMED MONEY & CASH OVERAGE	30,389	401	41,000	41,000
	4706200000	OUTLAWED WARRANTS	49,081	31,906	85,000	85,000
	4706300000	FEES FROM EMPLOYEES	926	1,467		
	4706500000	RETURNED CHECKS-NSF	(632)	10	(250)	(250)
	4707000000	OTHER MISC REVENUES	304,394	260,351	95,746	95,746
	4707000320	OTHER MISC REV-REIMBURSEMENTS	794	781	500	500
	4707000500	RECORDER PRE-PAYS	(6,028)	1,769		
	4707000600	RECORDER ON ACCOUNT PAYMENTS	(11,881)	(19,864)		
	4707000700	RECORDER ON ACCOUNT CREDITS	(160)			
	4707003000	OTHER-PENALTIES	367,910	343,190	124,000	124,000
	4707010000	OTHR-REV APPLICABLE TO PRIOR YEAR	124	832		
	4708000000	REBATES & REFUNDS	63	499		
	4708100000	RECOVERED DAMAGES	6,740	15,266	7,100	7,100
	4708100100	RESTITUTION	8,663	1,823		
	4709000000	COST REIMBURSEMENTS	963,887	918,093	1,194,806	1,194,806
	4709004000	COST REIMB-TRNSITNL HSNG AB109	2,040			
	4710000000	SEIZED ASSET FORFEITURES	57,954		94,190	94,190

COUNTY OF SAN JOAQUIN
SCHEDULE 6
DETAIL OF ADDITIONAL FINANCING SOURCES BY FUND AND ACCOUNT
GOVERNMENTAL FUNDS
FISCAL YEAR 2016-2017

FUND NAME	FINANCING SOURCE CATEGORY	FINANCING SOURCE ACCOUNT	2014-2015 ACTUAL	2015-2016 ACTUAL	2016-2017 RECOMMENDED	2016-2017 ADOPTED BY BOARD OF SUPERVISORS
	4711000000	REBATES & REFUNDS	11,172	11,606	3,000	3,000
	4711000001	REBATES N REFUNDS-ACO USE ONLY	(39,467)	(4,365)		
	4711100000	REBATES-COMM TRMT SVS		20		
	4714000000	LAWSUIT SETTLEMENT		217		
	TOTAL MISCELLANEOUS REVENUES		**2,307,554**	**2,064,434**	**2,246,142**	**2,246,142**
	OTHER FINANCING SOURCES					
	4800000000	OPER TRF-IN	6,613,056	10,508,567	17,383,285	17,383,285
	4800000400	OPER TRF-FM CPTL FAC FEE PROG	1,216,324	1,412,577	1,412,577	1,412,577
	4800000500	OPER TRF-FM MICKEY GROVE	335,038	327,666	359,915	359,915
	4800000710	OPER TRF-FM CCF	181,196	185,757	200,000	200,000
	4800004900	OPER TRF-FR PUB SAF REAL AB109			500,000	500,000
	4800005500	OPER TRF-FR TR CT SEC TR AB109	8,503,715	8,220,772	9,231,200	9,231,200
	4800010000	OPER TRF-IN	389,316	1,297,264	1,068,943	1,068,943
	4800130000	OPER TRF-FM ROV TRUST			426,580	426,580
	4800170000	OPER TRF-FM EQUIP AUTOMATION	655,500	25,513	900,000	900,000
	4800180000	OPER TRF-FM DA-NARCOTICS			27,500	27,500
	4800190000	OPER TRF-FM ASSESSOR AUTOM	82,500		260,000	260,000
	4800210000	OPER TRF-FM DNA CO SHR PROP 69	71,074	71,443	73,500	73,500
	4800220000	OPER TRF-FM RYAN WHITE CONSORT	5,855	260		
	4800230000	OPER TRF-FM PUB HEALTH TR	74,676	122,896	15,000	15,000
	4800280000	OPER TRF-FM AB1288-HEALTH SVS	331,881	331,881	331,881	331,881
	4800320000	OPER TFR-FM REC SSN TRUNC P FD	83,544	39,068	66,000	66,000
	4800400000	OPER TRF-FM SOC SV TR-FOSTR CR	1,204,610	117,097		
	4800490000	OPER TRF-FM GF TO H PH TR-VLF	540,064	600,760	453,200	453,200
	4800520000	OPER TRF-FM CHILD RESTRAINT TR	18,186	11,462	50,000	50,000
	4800590000	OPER TRF-FM BIO-TERRORISM TR	718,980	113		
	4800670000	OPER TRF-FM INMATE WELFARE	1,063,548	1,133,046	1,596,209	1,596,209
	4800730000	OPER TRF-FM EMS ADMIN FD 20801		67,251	54,215	54,215
	4800810000	OPER TRF-FM HOSPITAL COP PROJ-	6,916,253	6,926,896	6,922,147	6,922,147
	4800850000	OPER TRF-FM CONTINGENCY	2,209,424	221,318		
	4800900000	OPER TRF-FM MH				
	4801080000	OPER TRF-FM CHILD SUPPORTF	240,505	241,005	241,030	241,030
	4801130000	OPER TRF-FM AUTO CO WT SYS T		1,225,000		
	4801180100	OPER TRF-FM DOMESTIC VIOL FD	147,734	126,000	116,000	116,000
	4801190000	OPER TRF-FM PROBATION	50,800	37,310		
	4801210000	OPER TRF-FM FISH AND GAME	9,179	11,005	7,000	7,000
	4801220000	OPER TRF-FM CHILD AND FAMILY	142,888	115,792	90,000	90,000
	4801230000	OPER TRF-FM SHRF-CAL ID	692,764	607,113	1,309,500	1,309,500
	4801231000	OPER TRF-FM SHRF-MISC TRUSTS	116,176	116,148	140,000	140,000
	4801410000	OPER TRF-FM PARK ACTY TR	38,217	20,500	42,038	42,038
	4801460000	OPER TRF-FM VITAL STATS	125,406	94,132	120,000	120,000

COUNTY OF SAN JOAQUIN
SCHEDULE 6
DETAIL OF ADDITIONAL FINANCING SOURCES BY FUND AND ACCOUNT
GOVERNMENTAL FUNDS
FISCAL YEAR 2016-2017

FUND NAME	FINANCING SOURCE CATEGORY	FINANCING SOURCE ACCOUNT	2014-2015 ACTUAL	2015-2016 ACTUAL	2016-2017 RECOMMENDED	2016-2017 ADOPTED BY BOARD OF SUPERVISORS
	4801610000	OPER TRF-FM AGRIC STORE	24,280	32,382	26,000	26,000
	4801630000	OPER TRF-FM MG PARK CONSTR TR	176,839			
	4801640000	OPER TRF-FM AGR INSP	712,221	186,364	930,088	930,088
	4801660000	OPER TRF-FM PARK ENDOWMENT	697,894	737,831	664,254	664,254
	4801670000	OPER TRF-FM AG VENTURE			21,000	21,000
	4801680000	OPER TRF-FM AG FACILITY	12,304	8,958	60,750	60,750
	4801730000	OPER TRF-FM TOBACCO SETTLE	7,540,000	7,800,000	7,670,000	7,670,000
	4801750000	OPER TRF-FM PARK DONATION	84,680	18,000	27,500	27,500
	4801900000	OPER TRF-FM IMPR DIST SURPLUS	15,879	422,258		
	TOTAL OTHER FINANCING SOURCES		**42,042,508**	**43,421,403**	**52,797,312**	**52,797,312**
TOTAL GENERAL FUND FINANCING SOURCES			**712,181,541**	**731,483,643**	**804,879,087**	**804,879,087**
10011	**CONTINGENCY FUND**					
	OTHER FINANCING SOURCES					
	4800010000	OPER TRF-IN	7,842,500	7,755,574	13,623,345	13,555,087
	4800230000	OPER TRF-FM PUB HEALTH TR		7,963		
	4819810000	REPAYMT OF INTERFUND BORROWING	263,502	281,720	274,119	274,119
	4819811400	INTERFUND BORROWING-REPMT-INT	183,960	165,692	92,555	92,555
	TOTAL OTHER FINANCING SOURCES		**8,289,961**	**8,210,950**	**13,990,019**	**13,921,761**
TOTAL CONTINGENCY FUND FINANCING SOURCES			**8,289,961**	**8,210,950**	**13,990,019**	**13,921,761**
TOTAL GENERAL FUNDS FINANCING SOURCES			**720,471,502**	**739,694,593**	**818,869,106**	**818,800,848**
SPECIAL REVENUE FUNDS						
20002	**ROAD FUND**					
	TAXES					
	4107000040	SALES AND USE TAXES-TRANSPORT	787,295	678,811	731,380	731,380
	4107000050	SALES AND USE TAXES-LTF BIKE	107,320	101,189	108,671	108,671
	4108000000	SALES TAX-MEASURE K	7,310,789	7,545,836	7,071,429	7,071,429
	4108000410	SALES TAX-MEASURE K-CONGEST	45,375	1,035,974	2,595,000	2,595,000
	4108000460	SALES TAX-MEASURE K-RDWY SFTY	1,190,128	1,228,392	1,178,571	1,178,571
	TOTAL TAXES		**9,440,907**	**10,590,202**	**11,685,051**	**11,685,051**
	LICENSES, PERMITS AND FRANCHISES					
	4203000010	LICENSE/PERMITS-ROAD PRIVILEDGE	73,831	62,405	65,040	65,040
	4208003050	FRANCHISES-MISCELLANEOUS	71,571	78,325	80,000	80,000
	TOTAL LICENSES, PERMITS AND FRANCHISES		**145,402**	**140,730**	**145,040**	**145,040**
	REVENUE FROM USE OF MONEY AND PROPERTY					
	4400000000	INTEREST INCOME	91,211	175,837	100,000	100,000

COUNTY OF SAN JOAQUIN
SCHEDULE 6
DETAIL OF ADDITIONAL FINANCING SOURCES BY FUND AND ACCOUNT
GOVERNMENTAL FUNDS
FISCAL YEAR 2016-2017

FUND NAME	FINANCING SOURCE CATEGORY	FINANCING SOURCE ACCOUNT	2014-2015 ACTUAL	2015-2016 ACTUAL	2016-2017 RECOMMENDED	2016-2017 ADOPTED BY BOARD OF SUPERVISORS
	TOTAL REVENUE FROM USE OF MONEY AND PROPERTY		**91,211**	**175,837**	**100,000**	**100,000**
	INTERGOVERNMENTAL REVENUES - STATE					
	4502000100	ST-HIGHWAY USERS TAX-2104	6,941,694	7,639,566	6,969,441	6,969,441
	4502000200	ST-HIGHWAY USERS TAX-2106	662,382	619,206	702,756	702,756
	4502000300	ST-HIGHWAY USERS TAX-2103	7,558,261	2,768,153	1,557,782	1,557,782
	4502000500	ST-HIGHWAY USERS TAX-2105	3,019,602	2,848,443	3,791,995	3,791,995
	4530110000	ST-ROAD-CONSTRUCTION	4,599			
	4530110001	ST-ROAD CONSTRUCTION-ST MTCHNG	100,000	100,000	100,000	100,000
	TOTAL INTERGOVERNMENTAL REVENUES - STATE		18,286,538	13,975,368	13,121,974	13,121,974
	INTERGOVERNMENTAL REVENUES - FEDERAL					
	4560000000	FEDERAL-CONSTRUCTION	7,134,622	4,417,578	8,778,750	8,778,750
	4564305000	FEDERAL-TRANSPORTATION	172,063	36,941	1,335,535	1,335,535
	4564305001	FEDERAL-CONGESTION MITIG	467,705	137,697	1,358,600	1,358,600
	4567020000	FEDERAL-FEMA		10,005		
	TOTAL INTERGOVERNMENTAL REVENUES - FEDERAL		7,774,390	4,602,221	11,472,885	11,472,885
	INTERGOVERNMENTAL REVENUES - OTHER					
	4572000000	OTHER GOV'T AID-COUNTIES	57,080	80,772	163,723	163,723
	4574000000	OTHER GOV'T AID-OTHER	98,672	45,283	20,000	20,000
	TOTAL INTERGOVERNMENTAL REVENUES - OTHER		155,752	126,055	183,723	183,723
	CHARGES FOR SERVICES					
	4625100000	PLANNING & ENGINEERING SVS	3,860	4,045	3,500	3,500
	4630100000	ROAD & STREET SVS	678	146,485	50,000	50,000
	4636100000	ENGINEERING SVCS-PW	398,381	360,144	350,000	350,000
	4636100500	PLANNING REFERRING FEE	157,230	170,653	147,000	147,000
	4636101000	ENGINEERING SVCS-PW DEVELOPMENT	315,620	501,083	510,000	510,000
	4636120000	ENGINEERING SVCS-PW-FACILITIES	32,340	37,700	45,500	45,500
	TOTAL CHARGES FOR SERVICES		**908,109**	**1,220,111**	**1,106,000**	**1,106,000**
	MISCELLANEOUS REVENUES					
	4702000000	PRIVATE DONATION-AID FR OTHER	14,798			
	4702008000	PRIVATE PARTIES CONT-DONATION		27,407		
	4704100000	SALE OF LAND	7,200	1,000	5,000	5,000
	4704200000	SALE OF FIXED EQUIP/FURN		4,241		
	4704300000	SALE OF GOODS MATERIALS	500	900	1,000	1,000
	4706000000	RETURNED CHECK FEES			50	50
	4706200000	OUTLAWED WARRANTS	1,307	28,275	2,000	2,000
	4706300000	FEES FROM EMPLOYEES	286		20	20
	4707000000	OTHER MISC REVENUES	13,193	1,551	12,000	12,000

COUNTY OF SAN JOAQUIN
SCHEDULE 6
DETAIL OF ADDITIONAL FINANCING SOURCES BY FUND AND ACCOUNT
GOVERNMENTAL FUNDS
FISCAL YEAR 2016-2017

FUND NAME	FINANCING SOURCE CATEGORY	FINANCING SOURCE ACCOUNT	2014-2015 ACTUAL	2015-2016 ACTUAL	2016-2017 RECOMMENDED	2016-2017 ADOPTED BY BOARD OF SUPERVISORS
	4707000200	OTHER MISC REV-ABANDONMENT		4,615	5,000	5,000
	4708000000	REBATES & REFUNDS	8,465	11,112	5,000	5,000
	4708100000	RECOVERED DAMAGES	25,435	59,619	30,000	30,000
	TOTAL MISCELLANEOUS REVENUES		**71,184**	**138,720**	**60,070**	**60,070**
	OTHER FINANCING SOURCES					
	4801620000	OPER TRF-FM ROAD DISTRICTS	583,584	256,173	238,100	238,100
	4801900000	OPER TRF-FM IMPR DIST SURPLUS	1,349			
	TOTAL OTHER FINANCING SOURCES		**584,933**	**256,173**	**238,100**	**238,100**
TOTAL ROAD FUND FINANCING SOURCES			**37,458,428**	**31,225,417**	**38,112,843**	**38,112,843**
20005 FISH AND GAME						
	FINES, FORFEITURES AND PENALTIES					
	4306800000	FINES-FISH & GAME	8,564	6,980	6,000	6,000
	TOTAL FINES, FORFEITURES AND PENALTIES		**8,564**	**6,980**	**6,000**	**6,000**
TOTAL FISH AND GAME FINANCING SOURCES			**8,564**	**6,980**	**6,000**	**6,000**
20007 MENTAL HEALTH FUND						
	FINES, FORFEITURES AND PENALTIES					
	4305000090	FINES-DRUNK DRIVING-STATHAM-SU			200,000	200,000
	4305000110	FINES-SUBST ABUSE-ASSESS PROG	100,000		250,000	250,000
	TOTAL FINES, FORFEITURES AND PENALTIES		**100,000**		**450,000**	**450,000**
	REVENUE FROM USE OF MONEY AND PROPERTY					
	4400000000	INTEREST INCOME	3,547	11,504	7,000	7,000
	4400100400	INTEREST-PUBLIC GUARDIAN	4,277	14,980	5,000	5,000
	TOTAL REVENUE FROM USE OF MONEY AND PROPERTY		**7,824**	**26,484**	**12,000**	**12,000**
	INTERGOVERNMENTAL REVENUES - STATE					
	4505210000	ST-REALIGNMT-SALES TAX-HLTH	18,773,641	18,054,361	18,924,510	18,924,510
	4528200000	ST-MANDATE-SB 90	1,085,459	289,787	343,777	343,777
	4541000000	ST-MENTAL HEALTH	24,109,051	27,086,905	42,114,588	42,114,588
	4541001000	ST-MENTAL HEALTH-AB118 2011	256,420	268,058	242,328	242,328
	4546000000	ST-SUBSTANCE ABUSE	18,994		10,000	10,000
	4546001000	ST-SUBSTANCE ABUSE-AB118 2011	5,993,018	6,653,503	6,380,542	6,380,542
	TOTAL INTERGOVERNMENTAL REVENUES - STATE		**50,236,582**	**52,352,614**	**68,015,745**	**68,015,745**
	INTERGOVERNMENTAL REVENUES - FEDERAL					
	4559200000	FEDERAL-HEALTH-MH	1,209,118	884,195	1,052,111	1,052,111
	4559300000	FEDERAL-HEALTH-SUBSTANCE ABUSE	2,521,051	2,378,426	2,391,864	2,391,864
	TOTAL INTERGOVERNMENTAL REVENUES - FEDERAL		**3,730,170**	**3,262,621**	**3,443,975**	**3,443,975**

COUNTY OF SAN JOAQUIN
SCHEDULE 6
DETAIL OF ADDITIONAL FINANCING SOURCES BY FUND AND ACCOUNT
GOVERNMENTAL FUNDS
FISCAL YEAR 2016-2017

FUND NAME	FINANCING SOURCE CATEGORY	FINANCING SOURCE ACCOUNT	2014-2015 ACTUAL	2015-2016 ACTUAL	2016-2017 RECOMMENDED	2016-2017 ADOPTED BY BOARD OF SUPERVISORS
CHARGES FOR SERVICES						
4640100000		HEALTH SVS	283,769	312,146	505,098	505,098
4643000000		MH-MEDI-CAL	22,201,561	32,396,977	32,305,352	32,305,352
4643010000		MH-HEALTH SVS-ADM	623,078	1,199,705	3,846,682	3,846,682
4643100000		MH-MEDICARE	204,126	178,518	217,740	217,740
4643100200		MH-MEDICARE-PART D	1,544,081	1,371,416	1,576,579	1,576,579
4643200000		MH-MEDICATION-CATS	321,775	286,041	284,350	284,350
4643300000		MH-MEDICATION-PATIENTS	279,901	137,384	341,350	341,350
4643300010		MH-HLTH-PATIENTS-SACPA	4,170	1,797	2,500	2,500
4643348000		MH-PATIENT SVS-CO DEPT	24,308	22,403		
4643400000		MH-HEALTH SVS-INSURANCE	187,766	169,364	285,725	285,725
4643410000		MH-HEALTH SVS-BRIGHT HOUSE	186,546	187,051	187,000	187,000
4643412000		MH-HEALTH PLAN OF SAN JOAQUIN	18,567	8,502		
4643420000		MH-HEALTH SVS-HEALTHY FAMILY	475,312	490,567	446,091	446,091
4643440000		MH-HEALTH SVS-ACTIVITY CTR	1,627,358	1,611,310	1,738,750	1,738,750
4643457000		MH-CHILDREN'S SVS-EPSDT	4,196,960	4,351,466	4,131,086	4,131,086
4643700000		MH-MEDICATION-MEDI-CAL	5,450,126	6,498,573	7,165,619	7,165,619
4643700520		MH-MEDICATION-CHILDREN SVS	7,310	13,701	14,368	14,368
4643700530		MH-MEDICATION-LODI CLINIC	10,612	16,384	17,917	17,917
4643700550		MH-MEDICATION-IN PATIENT	176,377	207,563	222,362	222,362
4643700610		MH-MEDICATION-OLDER ADULT SVS	33,990	32,168	30,500	30,500
4643700620		MH-MEDICATION-TRANSCULTURAL	26,864	21,310	24,200	24,200
4643700630		MH-MEDICATION-CRISIS	44,655	56,353	50,350	50,350
4643700690		MH-MEDICATION-MISC INS	44,326	27,637	30,194	30,194
4643700760		MH-MEDICATION-BRIGHT HOUSE	3,811	1,526	1,700	1,700
4643700800		MH-MEDICATION-TRACY	27,451	22,271	20,200	20,200
4643700850		MH-MEDICATION-MHSA	56,280	54,462	55,900	55,900
4643700860		MH-MEDICATION-CONREP	7,385	6,017	39,213	39,213
4643736000		MH-PHARM-CASH BOX	45,525	44,043	29,294	29,294
4643800000		MH-HEALTH SVS-MISC	67,757	39,834	103,200	103,200
4643900000		CONSERVATORSHIP FEE	590,311	754,402	581,794	581,794
4644019000		MH-RX-EXP-RFND-RPLCMT	4,383	7,892	7,500	7,500
4645100000		DRUG PROG-MEDI-CAL SVS	5,817,518	5,649,140	7,531,543	7,531,543
4645200000		DRUG PROG-PATIENT FEES	266,844	304,884	258,895	258,895
4648000000		INSTITUTIONAL CARE/SVS	81,312	104,331	119,893	119,893
4648040000		INSTITU CARE/SVS-SUB ABUSE PREV	325,000	(225,000)	200,000	200,000
4648041000		INSTITU CARE/SVS-SUB A-DRUNK	24,090	22,700	25,000	25,000
TOTAL CHARGES FOR SERVICES			**45,291,205**	**56,384,837**	**62,397,945**	**62,397,945**
MISCELLANEOUS REVENUES						
4704310000		SALE OF RECYCLED MATERIAL	23			

COUNTY OF SAN JOAQUIN
SCHEDULE 6
DETAIL OF ADDITIONAL FINANCING SOURCES BY FUND AND ACCOUNT
GOVERNMENTAL FUNDS
FISCAL YEAR 2016-2017

FUND NAME	FINANCING SOURCE CATEGORY	FINANCING SOURCE ACCOUNT	2014-2015 ACTUAL	2015-2016 ACTUAL	2016-2017 RECOMMENDED	2016-2017 ADOPTED BY BOARD OF SUPERVISORS
	4706200000	OUTLAWED WARRANTS	4,507	1,918	4,050	4,050
	4706300000	FEES FROM EMPLOYEES	490	160	330	330
	4707000000	OTHER MISC REVENUES	1,178,845	648,383	980,398	980,398
	4709000000	COST REIMBURSEMENTS			400	400
	4711000000	REBATES & REFUNDS	23,818	29,918		
	4711100000	REBATES-COMM TRMT SVS	102,469	83,855	112,481	112,481
	TOTAL MISCELLANEOUS REVENUES		**1,310,151**	**764,233**	**1,097,659**	**1,097,659**
	OTHER FINANCING SOURCES					
	4800000000	OPER TRF-IN	291,667	250,000	368,663	368,663
	4800009000	OPER TRF-FM GENERAL FUND	813,119	1,463,119	1,482,348	1,482,348
	4800260000	OPER TRF-FM AB1288-MH	1,610,759	1,610,759	1,610,759	1,610,759
	4800570000	OPER TRF-FM AB1288 VLF-MH	829,281	1,401,684	1,400,000	1,400,000
	4800060000	OPER TRF-FM CAPITAL OUTLAY		15,054		
	4800900000	OPER TRF-FM MH	142			
	4801190000	OPER TRF-FM PROBATION	987,289	289,410	100,725	100,725
	TOTAL OTHER FINANCING SOURCES		**4,532,258**	**5,030,027**	**4,962,495**	**4,962,495**
TOTAL MENTAL HEALTH FUND FINANCING SOURCES			**105,208,189**	**117,820,814**	**140,379,819**	**140,379,819**
20008 WORKFORCE INVESTMENT ACT						
	INTERGOVERNMENTAL REVENUES - FEDERAL					
	4564000000	FEDERAL-OTHER	22,636	19,520		
	4564200000	FEDERAL-WIA	8,397,217	9,637,513	10,795,210	10,795,210
	TOTAL INTERGOVERNMENTAL REVENUES - FEDERAL		**8,419,853**	**9,657,033**	**10,795,210**	**10,795,210**
	INTERGOVERNMENTAL REVENUES - OTHER					
	4571000000	OTHER GOV'T AID-CITIES	174,288	315,989	200,000	200,000
	4574000000	OTHER GOV'T AID-OTHER	173,800	67,750	330,000	330,000
	TOTAL INTERGOVERNMENTAL REVENUES - OTHER		**348,088**	**383,739**	**530,000**	**530,000**
	CHARGES FOR SERVICES					
	4623200000	OTHER SVS FEES	629,803	435,123	470,000	470,000
	TOTAL CHARGES FOR SERVICES		**629,803**	**435,123**	**470,000**	**470,000**
	MISCELLANEOUS REVENUES					
	4706200000	OUTLAWED WARRANTS	5,268	9,306		
	4706300000	FEES FROM EMPLOYEES	15			
	4707000000	OTHER MISC REVENUES	248,058	277,936	283,023	283,023
	TOTAL MISCELLANEOUS REVENUES		**253,342**	**287,242**	**283,023**	**283,023**
TOTAL WORKFORCE INVESTMENT ACT			**9,651,086**	**10,763,137**	**12,078,233**	**12,078,233**
20009 HEAD START						

COUNTY OF SAN JOAQUIN
SCHEDULE 6
DETAIL OF ADDITIONAL FINANCING SOURCES BY FUND AND ACCOUNT
GOVERNMENTAL FUNDS
FISCAL YEAR 2016-2017

FUND NAME	FINANCING SOURCE CATEGORY	FINANCING SOURCE ACCOUNT	2014-2015 ACTUAL	2015-2016 ACTUAL	2016-2017 RECOMMENDED	2016-2017 ADOPTED BY BOARD OF SUPERVISORS
	REVENUE FROM USE OF MONEY AND PROPERTY					
	4400000000	INTEREST INCOME	84	451		
	TOTAL REVENUE FROM USE OF MONEY AND PROPERTY		**84**	**451**		
	INTERGOVERNMENTAL REVENUES - FEDERAL					
	4558200000	FEDERAL-SOCIAL SERVICES	26,840,742	95,096		
	TOTAL INTERGOVERNMENTAL REVENUES - FEDERAL		**26,840,742**	**95,096**		
	MISCELLANEOUS REVENUES					
	4702000000	PRIVATE DONATION-AID FR OTHER	12			
	TOTAL MISCELLANEOUS REVENUES		**12**			
TOTAL HEAD START			**26,840,838**	**95,547**		
20013 ROAD DISTRICT NO 1						
	TAXES					
	4100100010	PROPERTY TAX-SECURED	545,267	552,001	589,033	589,033
	4100200070	PROPERTY TAX-SECURED-SB813	5,424	11,290		
	4101000000	PROPERTY TAX-UNSECURED	32,417	31,751	35,714	35,714
	4101000007	PROPERTY TAX-UNSECURED-SB813	268	379		
	4101000020	PROPERTY TAX-SB 813-PRIOR	66	70		
	4101000030	PROPERTY TAX-UNSECURED-PRIOR	508	541		
	TOTAL TAXES		**583,949**	**596,032**	**624,747**	**624,747**
	REVENUE FROM USE OF MONEY AND PROPERTY					
	4400000000	INTEREST INCOME	4,654	6,632	6,000	6,000
	TOTAL REVENUE FROM USE OF MONEY AND PROPERTY		**4,654**	**6,632**	**6,000**	**6,000**
	INTERGOVERNMENTAL REVENUE - STATE					
	4505500000	ST-HOMEOWNER PROP TAX	6,016	5,664	5,925	5,925
	TOTAL INTERGOVERNMENTAL REVENUE - STATE		**6,016**	**5,664**	**5,925**	**5,925**
	INTERGOVERNMENTAL REVENUE - OTHER					
	4574000000	OTHER GOV'T AID-OTHER	2,200	1,500	18,320	18,320
	TOTAL INTERGOVERNMENTAL REVENUE - OTHER		**2,200**	**1,500**	**18,320**	**18,320**
TOTAL ROAD DISTRICT NO 1 FINANCING SOURCES			**596,819**	**609,828**	**654,992**	**654,992**
20014 ROAD DISTRICT NO 2						
	TAXES					
	4100100010	PROPERTY TAX-SECURED	336,122	360,701	384,692	384,692
	4100200070	PROPERTY TAX-SECURED-SB813	3,351	7,018		
	4101000000	PROPERTY TAX-UNSECURED	19,769	20,641	23,158	23,158

COUNTY OF SAN JOAQUIN
SCHEDULE 6
DETAIL OF ADDITIONAL FINANCING SOURCES BY FUND AND ACCOUNT
GOVERNMENTAL FUNDS
FISCAL YEAR 2016-2017

FUND NAME	FINANCING SOURCE CATEGORY	FINANCING SOURCE ACCOUNT	2014-2015 ACTUAL	2015-2016 ACTUAL	2016-2017 RECOMMENDED	2016-2017 ADOPTED BY BOARD OF SUPERVISORS
	4101000007	PROPERTY TAX-UNSECURED-SB813	166	232		
	4101000020	PROPERTY TAX-SB 813-PRIOR	41	43		
	4101000030	PROPERTY TAX-UNSECURED-PRIOR	312	330		
	TOTAL TAXES		**359,760**	**388,965**	**407,850**	**407,850**
	REVENUE FROM USE OF MONEY AND PROPERTY					
	4400000000	INTEREST INCOME	2,143	3,268	2,750	2,750
	TOTAL REVENUE FROM USE OF MONEY AND PROPERTY		**2,143**	**3,268**	**2,750**	**2,750**
	INTERGOVERNMENTAL REVENUE - STATE					
	4505500000	ST-HOMEOWNER PROP TAX	3,668	3,672	3,842	3,842
	TOTAL INTERGOVERNMENTAL REVENUE - STATE		**3,668**	**3,672**	**3,842**	**3,842**
	MISCELLANEOUS REVENUES					
	4708000000	REBATES & REFUNDS	18			
	TOTAL MISCELLANEOUS REVENUES		**18**			
	OTHER FINANCING SOURCES					
	4800011000	OPER TRF-FM ROAD FUND			250,000	250,000
	TOTAL OTHER FINANCING SOURCES				**250,000**	**250,000**
TOTAL ROAD DISTRICT NO 2 FINANCING SOURCES			**365,589**	**395,905**	**664,442**	**664,442**
20015	**ROAD DISTRICT NO 3**					
	TAXES					
	4100100010	PROPERTY TAX-SECURED	701,127	730,575	778,826	778,826
	4100200070	PROPERTY TAX-SECURED-SB813	5,542	11,815		
	4101000000	PROPERTY TAX-UNSECURED	33,659	34,285	38,239	38,239
	4101000007	PROPERTY TAX-UNSECURED-SB813	274	392		
	4101000020	PROPERTY TAX-SB 813-PRIOR	68	72		
	4101000030	PROPERTY TAX-UNSECURED-PRIOR	522	557		
	TOTAL TAXES		**741,192**	**777,696**	**817,065**	**817,065**
	REVENUE FROM USE OF MONEY AND PROPERTY					
	4400000000	INTEREST INCOME	2,532	4,694	4,000	4,000
	TOTAL REVENUE FROM USE OF MONEY AND PROPERTY		**2,532**	**4,694**	**4,000**	**4,000**
	INTERGOVERNMENTAL REVENUE - STATE					
	4505500000	ST-HOMEOWNER PROP TAX	6,199	6,063	6,344	6,344
	TOTAL INTERGOVERNMENTAL REVENUE - STATE		**6,199**	**6,063**	**6,344**	**6,344**
TOTAL ROAD DISTRICT NO 3 FINANCING SOURCES			**749,923**	**788,453**	**827,409**	**827,409**

COUNTY OF SAN JOAQUIN
SCHEDULE 6
DETAIL OF ADDITIONAL FINANCING SOURCES BY FUND AND ACCOUNT
GOVERNMENTAL FUNDS
FISCAL YEAR 2016-2017

FUND NAME	FINANCING SOURCE CATEGORY	FINANCING SOURCE ACCOUNT	2014-2015 ACTUAL	2015-2016 ACTUAL	2016-2017 RECOMMENDED	2016-2017 ADOPTED BY BOARD OF SUPERVISORS
20016 ROAD DISTRICT NO 4						
	TAXES					
	4100100010	PROPERTY TAX-SECURED	3,149,398	3,375,591	3,600,652	3,600,652
	4100200070	PROPERTY TAX-SECURED-SB813	31,696	67,453		
	4101000000	PROPERTY TAX-UNSECURED	189,325	197,180	221,351	221,351
	4101000007	PROPERTY TAX-UNSECURED-SB813	1,565	2,225		
	4101000020	PROPERTY TAX-SB 813-PRIOR	385	410		
	4101000030	PROPERTY TAX-UNSECURED-PRIOR	2,968	3,156		
	TOTAL TAXES		**3,375,338**	**3,646,016**	**3,822,003**	**3,822,003**
	REVENUE FROM USE OF MONEY AND PROPERTY					
	4400000000	INTEREST INCOME	11,080	19,886	17,000	17,000
	TOTAL REVENUE FROM USE OF MONEY AND PROPERTY		**11,080**	**19,886**	**17,000**	**17,000**
	INTERGOVERNMENTAL REVENUE - STATE					
	4505500000	ST-HOMEOWNER PROP TAX	35,149	35,096	36,725	36,725
	TOTAL INTERGOVERNMENTAL REVENUE - STATE		**35,149**	**35,096**	**36,725**	**36,725**
	CHARGES FOR CURRENT SERVICES					
	4630100000	ROAD & STREET SVS	500	500		
	TOTAL CHARGES FOR CURRENT SERVICES		**500**	**500**		
	MISCELLANEOUS REVENUES					
	4708000000	REBATES & REFUNDS		22		
	TOTAL MISCELLANEOUS REVENUES			**22**		
	OTHER FINANCING SOURCES					
	4801830000	OPER TRF-FM BOS DIST FUND	25,815			
	TOTAL OTHER FINANCING SOURCES		**25,815**			
TOTAL ROAD DISTRICT NO 4 FINANCING SOURCES			**3,447,882**	**3,701,520**	**3,875,728**	**3,875,728**
20017 ROAD DISTRICT NO 5						
	TAXES					
	4100100010	PROPERTY TAX-SECURED	961,203	1,024,502	1,118,392	1,118,392
	4100200070	PROPERTY TAX-SECURED-SB813	9,807	19,480		
	4101000000	PROPERTY TAX-UNSECURED	56,624	58,757	65,887	65,887
	4101000007	PROPERTY TAX-UNSECURED-SB813	495	647		
	4101000020	PROPERTY TAX-SB 813-PRIOR	123	122		
	4101000030	PROPERTY TAX-UNSECURED-PRIOR	946	945		
	TOTAL TAXES		**1,029,198**	**1,104,454**	**1,184,279**	**1,184,279**
	REVENUE FROM USE OF MONEY AND PROPERTY					

COUNTY OF SAN JOAQUIN
SCHEDULE 6
DETAIL OF ADDITIONAL FINANCING SOURCES BY FUND AND ACCOUNT
GOVERNMENTAL FUNDS
FISCAL YEAR 2016-2017

FUND NAME	FINANCING SOURCE CATEGORY	FINANCING SOURCE ACCOUNT	2014-2015 ACTUAL	2015-2016 ACTUAL	2016-2017 RECOMMENDED	2016-2017 ADOPTED BY BOARD OF SUPERVISORS
	4400000000	INTEREST INCOME	8,175	11,693	10,500	10,500
	TOTAL REVENUE FROM USE OF MONEY AND PROPERTY		**8,175**	**11,693**	**10,500**	**10,500**
	INTERGOVERNMENTAL REVENUE - STATE					
	4505500000	ST-HOMEOWNER PROP TAX	10,499	10,447	10,931	10,931
	TOTAL INTERGOVERNMENTAL REVENUE - STATE		**10,499**	**10,447**	**10,931**	**10,931**
	INTERGOVERNMENTAL REVENUE - OTHER					
	4574000000	OTHER GOV'T AID-OTHER	5,665	3,150		
	TOTAL INTERGOVERNMENTAL REVENUE - OTHER		**5,665**	**3,150**		
	MISCELLANEOUS REVENUES					
	4708000000	REBATES & REFUNDS	49			
	TOTAL MISCELLANEOUS REVENUES		**49**			
TOTAL ROAD DISTRICT NO 5 FINANCING SOURCES			**1,053,586**	**1,129,744**	**1,205,710**	**1,205,710**
20018 LIBRARY						
	TAXES					
	4100100010	PROPERTY TAX-SECURED	5,176,888	5,523,353	5,607,000	5,607,000
	4100200070	PROPERTY TAX-SECURED-SB813	50,319	111,088	64,000	64,000
	4101000000	PROPERTY TAX-UNSECURED	305,616	317,229	336,000	336,000
	4101000007	PROPERTY TAX-UNSECURED-SB813	2,438	3,654		
	4101000020	PROPERTY TAX-SB 813-PRIOR	593	661		
	4101000030	PROPERTY TAX-UNSECURED-PRIOR	4,564	5,086		
	4101000101	PROP TAX-RESID DISTR-MTCA SA	109,982	79,335		
	4101000102	PROP TAX-RESID DISTR-RIPN SA	35,512	20,588		
	4101000204	PROPERTY TAX-LMIHF-TRACY SA			62,600	62,600
	4101000304	PROP TAX-OTH MONEYS-TRACY SA	3,875	62,617		
	TOTAL TAXES		**5,689,787**	**6,123,612**	**6,069,600**	**6,069,600**
	REVENUE FROM USE OF MONEY AND PROPERTY					
	4400000000	INTEREST INCOME	1,290	2,688	1,200	1,200
	TOTAL REVENUE FROM USE OF MONEY AND PROPERTY		**1,290**	**2,688**	**1,200**	**1,200**
	INTERGOVERNMENTAL REVENUE - STATE					
	4505500000	ST-HOMEOWNER PROP TAX	56,707	56,443	59,000	59,000
	TOTAL INTERGOVERNMENTAL REVENUE - STATE		**56,707**	**56,443**	**59,000**	**59,000**
	INTERGOVERNMENTAL REVENUE - OTHER					
	4576000000	OTHER GOVT-REDEVLMNT PASS-THR	161,513	156,904	155,000	155,000
	TOTAL INTERGOVERNMENTAL REVENUE - OTHER		**161,513**	**156,904**	**155,000**	**155,000**

COUNTY OF SAN JOAQUIN
SCHEDULE 6
DETAIL OF ADDITIONAL FINANCING SOURCES BY FUND AND ACCOUNT
GOVERNMENTAL FUNDS
FISCAL YEAR 2016-2017

FUND NAME	FINANCING SOURCE CATEGORY	FINANCING SOURCE ACCOUNT	2014-2015 ACTUAL	2015-2016 ACTUAL	2016-2017 RECOMMENDED	2016-2017 ADOPTED BY BOARD OF SUPERVISORS
	CHARGES FOR SERVICES					
	4660000000	LIBRARY SVS	139,193	149,193	140,000	140,000
	TOTAL CHARGES FOR SERVICES		139,193	149,193	140,000	140,000
	MISCELLANEOUS REVENUES					
	4706200000	OUTLAWED WARRANTS		463,913		
	TOTAL MISCELLANEOUS REVENUES			463,913		
	OTHER FINANCING SOURCES					
	4800010000	OPER TRF-IN	121,380			
	TOTAL OTHER FINANCING SOURCES		121,380			
TOTAL LIBRARY FUND FINANCING SOURCES			6,169,869	6,952,754	6,424,800	6,424,800
20024 JUSTICE ASSISTANCE GRANT-JAG						
	REVENUE FROM USE OF MONEY AND PROPERTY					
	4400000000	INTEREST INCOME	628	709		
	TOTAL REVENUE FROM USE OF MONEY AND PROPERTY		628	709		
	INTERGOVERNMENTAL REVENUE - FEDERAL					
	4563000000	FEDERAL-COPS	202,000		175,681	175,681
	TOTAL INTERGOVERNMENTAL REVENUE - FEDERAL		202,000		175,681	175,681
TOTAL JUSTICE ASSISTANCE GRANT-JAG FINANCING SOURCES			202,628	709	175,681	175,681
20034 DA NARCOTICS ENFORCEMENT						
	REVENUE FROM USE OF MONEY AND PROPERTY					
	4400000000	INTEREST INCOME	40	216	200	200
	TOTAL REVENUE FROM USE OF MONEY AND PROPERTY		40	216	200	200
	MISCELLANEOUS REVENUES					
	4710000000	SEIZED ASSSETS FORFEITURES	29,052	87,308	37,800	37,800
	TOTAL MISCELLANEOUS REVENUES		29,052	87,308	37,800	37,800
TOTAL DA NARC ENFORCEMENT FINANCING SOURCES			29,092	87,524	38,000	38,000
20035 SHERIFF NARC ENFORCEMENT						
	REVENUE FROM USE OF MONEY AND PROPERTY					
	4400000000	INTEREST INCOME	111	248	100	100
	TOTAL REVENUE FROM USE OF MONEY AND PROPERTY		111	248	100	100
	AID FROM OTHER GOVERNMENTS					
	4564000000	FEDERAL-OTHER	23,963		43,397	43,397
	TOTAL INTERGOVERNMENTAL REVENUE - FEDERAL		23,963		43,397	43,397

COUNTY OF SAN JOAQUIN
SCHEDULE 6
DETAIL OF ADDITIONAL FINANCING SOURCES BY FUND AND ACCOUNT
GOVERNMENTAL FUNDS
FISCAL YEAR 2016-2017

FUND NAME	FINANCING SOURCE CATEGORY	FINANCING SOURCE ACCOUNT	2014-2015 ACTUAL	2015-2016 ACTUAL	2016-2017 RECOMMENDED	2016-2017 ADOPTED BY BOARD OF SUPERVISORS
	MISCELLANEOUS REVENUES					
	4710000000	SEIZED ASSSETS FORFEITURES	9,547	16,106		
	TOTAL MISCELLANEOUS REVENUES		9,547	16,106		
TOTAL SHERIFF NARC ENFORCEMENT FINANCING SOURCES			33,621	16,354	43,497	43,497
20037 RECORDERS MODERNIZATION						
	REVENUE FROM USE OF MONEY AND PROPERTY					
	4400000000	INTEREST INCOME	12,542	21,071	14,000	14,000
	TOTAL REVENUE FROM USE OF MONEY AND PROPERTY		12,542	21,071	14,000	14,000
	CHARGES FOR SERVICES					
	4627210010	RECORDING-MICOGRAPHICS FEE	155,947	165,868	150,000	150,000
	4627210020	RECORDING-EQUIP FEE	641,351	725,743	620,000	620,000
	TOTAL CHARGES FOR SERVICES		797,298	891,611	770,000	770,000
	OTHER FINANCING SOURCES					
	4800000000	OPER TRF-IN	73,603	90,020	80,000	80,000
	4801460000	OPER TRF-FM VITAL STATS			4,000	4,000
	TOTAL OTHER FINANCING SOURCES		73,603	90,020	84,000	84,000
TOTAL RECORDERS MODERNIZATION FINANCING SOURCES			883,443	1,002,702	868,000	868,000
20038 CHILD SUPPORT SERVICES						
	REVENUE FROM USE OF MONEY AND PROPERTY					
	4400000000	INTEREST INCOME	2,507	7,232	2,450	2,450
	4400001100	INTEREST-FS COLLECTIONS/DISBUR	865		750	750
	TOTAL REVENUE FROM USE OF MONEY AND PROPERTY		3,372	7,232	3,200	3,200
	INTERGOVERNMENTAL REVENUE - STATE					
	4504000000	ST-MOTOR VEHICLE FEE				
	4551000000	ST-CHILD SUPPOR-COUNTY'S COST	5,125,736	4,819,282	5,270,634	5,270,634
	TOTAL INTERGOVERNMENTAL REVENUE - STATE		5,125,736	4,819,282	5,270,634	5,270,634
	INTERGOVERNMENTAL REVENUE - FEDERAL					
	4558200000	FEDERAL-SOCIAL SERVICES	9,949,955	9,355,076	10,231,230	10,231,230
	4564000000	FEDERAL-OTHER		50,478	168,917	168,917
	TOTAL INTERGOVERNMENTAL REVENUE - FEDERAL		9,949,955	9,405,554	10,400,147	10,400,147
	MISCELLANEOUS REVENUES					
	4704310000	SALE OF RECYCLED MATERIAL		392		
	4706200000	OUTLAWED WARRANTS		422		
	TOTAL MISCELLANEOUS REVENUES			814		

COUNTY OF SAN JOAQUIN
SCHEDULE 6
DETAIL OF ADDITIONAL FINANCING SOURCES BY FUND AND ACCOUNT
GOVERNMENTAL FUNDS
FISCAL YEAR 2016-2017

FUND NAME	FINANCING SOURCE CATEGORY	FINANCING SOURCE ACCOUNT	2014-2015 ACTUAL	2015-2016 ACTUAL	2016-2017 RECOMMENDED	2016-2017 ADOPTED BY BOARD OF SUPERVISORS
	OTHER FINANCING SOURCES					
	4801080000	OPER TRF-FM CHILD SUPPORTF	4,912			
	TOTAL OTHER FINANCING SOURCES		**4,912**			
TOTAL CHILD SUPPORT SERVICES FINANCING SOURCES			**15,083,975**	**14,232,882**	**15,673,981**	**15,673,981**
20039	**COMMUNITY INFRASTRUCTURE**					
	REVENUE FROM USE OF MONEY AND PROPERTY					
	4400000000	INTEREST INCOME	60,898	100,189	90,000	90,000
	TOTAL REVENUE FROM USE OF MONEY AND PROPERTY		**60,898**	**100,189**	**90,000**	**90,000**
	CHARGES FOR SERVICES					
	4630200040	TRAFFIC MITIGATION-LODI	151			
	4630200120	TRAFFIC MITIGATION-LOCAL	6,295			
	4630200130	TRAFFIC MITIGATION-REGIONAL	44			
	4630200290	TRAFFIC MITIGATION-ALTERNATIVE	21,809	18,204	20,000	20,000
	4630200410	RTIF-SJCOG-COUNTY	325,087	408,907	450,000	450,000
	4630200411	RTIF-TRAFFIC IMPACT FEE-STOCKTON	53,714	114,599	50,000	50,000
	4630200412	RTIF-TRAFFIC IMPACT FEE-LODI	4,983	52,059	20,000	20,000
	4630200413	RTIF-TRAFFIC IMPACT FEE-MANTECA	104,245	209,090	150,000	150,000
	4630200414	RTIF-TRAFFIC IMPACT FEE-TRACY	130,822	130,731	100,000	100,000
	4630200415	RTIF-TRAFFIC IMPACT FEE-ESCALON	7,719	51	5,000	5,000
	4630200416	RTIF-TRAFFIC IMPACT FEE-RIPON	2,192	25,881	20,000	20,000
	4630200417	RTIF-TRAFFIC IMPACT FEE-LATHROP	28,000	160,940	50,000	50,000
	4630200419	RTIF-COUNTY ONLY	14,582		15,000	15,000
	4630200600	TIMF-ADMINISTRATION	18,118	19,264	20,000	20,000
	4630200619	TIMF-STKN-LODI-LOCKEFORD LOCAL	5,880	85,725	40,000	40,000
	4630200621	TIMF-LINDEN-ESCALON-RIPN LOCAL	15,218	18,614	13,500	13,500
	4630200622	TIMF-THORNTON-DELTA LOCAL		2,919	1,500	1,500
	4630200623	TIMF-TRACY-MNTCA-LATHROP LOCAL	87,569	77,701	37,500	37,500
	4630200626	TIMF-REGIONAL-MTN HOUSE	312,689	366,224	400,000	400,000
	4630200627	TIMF-REGIONAL-STKN-LODI-LOCKEFORD	1,902	107,795	120,000	120,000
	4630200628	TIMF-REGIONAL-LINDN-ESCLN-RIPON	16,430	17,294	16,500	16,500
	4630200629	TIMF-REGIONAL TRCY-MTCA-LATHRP	2,534	22,214	45,500	45,500
	4630200631	TIMF-ALT MODES-STKN-LODI-LOCKE	245	10,751	10,000	10,000
	4630200632	TIMF-ALT MODES-LINDN ESCLN-RPN	1,748	1,995	1,500	1,500
	4630200633	TIMF-ALT MODES-TRCY-MTCA-LATHROP	4,976	5,551	6,000	6,000
	4630200634	TIMF-REGIONAL-DELTA-THORNTON		8,196	3,500	3,500
	4630200635	TIMF-ALT MODES-DELTA-THORNTON		618	500	500
	4630200750	TIMF-NON CONGESTION MGMT REGION	3,083			
	4630200760	TIMF-CONGESTION MGMT REGIONAL	1,682			
	4630210000	IMPACT MITIGATION FEE-TIMF-ADM	16,658	19,213	20,000	20,000
	4630260170	TRAF MIT-FLAG CITY-CONGEST	68,923			

COUNTY OF SAN JOAQUIN
SCHEDULE 6
DETAIL OF ADDITIONAL FINANCING SOURCES BY FUND AND ACCOUNT
GOVERNMENTAL FUNDS
FISCAL YEAR 2016-2017

FUND NAME	FINANCING SOURCE CATEGORY	FINANCING SOURCE ACCOUNT	2014-2015 ACTUAL	2015-2016 ACTUAL	2016-2017 RECOMMENDED	2016-2017 ADOPTED BY BOARD OF SUPERVISORS
	4630260180	TRAF MIT-FLAG CITY-NON-CONGEST	126,380			
	4630300300	FIRE FACILITY-MANTECA-LATHROP	58,291	44,174	50,000	50,000
	4630300310	FIRE FACILITY-ESCALON	2,279	5,421	10,000	10,000
	4630300320	FIRE FACILITY-RIPON	27,890	22,319	20,000	20,000
	4630300330	FIRE FACILITY-WATERLOO-MORADA	17,666	6,725	10,000	10,000
	4630300340	FIRE FACILITY-MOKELUMNE	9,331	25,226	15,000	15,000
	4630300350	FIRE FACILITY-TRACY	4,620	4,235	5,000	5,000
	4630300360	FIRE FACILITY-CLEMENTS	9,458	3,799	5,000	5,000
	4630300370	FIRE FACILITY-WOODBRIDGE	18,868	6,921	15,000	15,000
	4630310000	FIRE FACILITY-ADMIN	2,283	1,828	3,000	3,000
	4630310210	FIRE FACILITY-PROCESSING	1,522	1,219	2,000	2,000
	4630400600	WATER IMPACT-STKN EAST WATER	89,022	143,736	100,000	100,000
	4630410000	WATER IMPACT-ADMIN	4,451	7,187	5,000	5,000
	TOTAL CHARGES FOR SERVICES		**1,629,361**	**2,157,326**	**1,856,000**	**1,856,000**
TOTAL COMMUNITY INFRASTRUCTURE FINANCING SOURCES			**1,690,259**	**2,257,515**	**1,946,000**	**1,946,000**
20041	**CHILDREN AND FAMILIES PROGRAM**					
	OTHER FINANCING SOURCES					
	4800000000	OPER TRF-IN	217,696	50,750		
	4801220000	OPER TRF-FM CHILD AND FAMILY	895,371	1,260,428	1,392,593	1,392,593
	TOTAL OTHER FINANCING SOURCES		**1,113,067**	**1,311,178**	**1,392,593**	**1,392,593**
TOTAL CHILDREN AND FAMILIES PROGRAM FINANCING SOURCES			**1,113,067**	**1,311,178**	**1,392,593**	**1,392,593**
20051	**LOC COMMUNITY CORRECTNS-AB118**					
	REVENUE FROM USE OF MONEY AND PROPERTY					
	4400000000	INTEREST INCOME	25,569	59,455	52,118	52,118
	TOTAL REVENUE FROM USE OF MONEY AND PROPERTY		**25,569**	**59,455**	**52,118**	**52,118**
	INTERGOVERNMENTAL REVENUE - STATE					
	4522700700	ST-PROB-BSCC RECIDIVISM REDUCT	250,000	125,000		
	4522700750	ST-PROB-BSCC AB1476	225,500	307,500		
	4527800000	ST-REAL-AB118 2011	17,133,776	19,095,848	22,071,300	22,071,300
	4527900000	ST REAL-AB118-COMM CORR GROWTH	1,623,674	1,109,444	988,633	988,633
	TOTAL INTERGOVERNMENTAL REVENUE - STATE		**19,232,950**	**20,637,793**	**23,059,933**	**23,059,933**
	CHARGES FOR CURRENT SERVICES					
	4706200000	OUTLAWED WARRANTS	825	10		
	TOTAL CHARGES FOR CURRENT SERVICES		**825**	**10**		
	OTHER FINANCING SOURCES					
	4800670000	OPER TRF-FM INMATE WELFARE			15,000	15,000

COUNTY OF SAN JOAQUIN
SCHEDULE 6
DETAIL OF ADDITIONAL FINANCING SOURCES BY FUND AND ACCOUNT
GOVERNMENTAL FUNDS
FISCAL YEAR 2016-2017

FUND NAME	FINANCING SOURCE CATEGORY	FINANCING SOURCE ACCOUNT	2014-2015 ACTUAL	2015-2016 ACTUAL	2016-2017 RECOMMENDED	2016-2017 ADOPTED BY BOARD OF SUPERVISORS
	4801200000	OPER TRF-FM PROB AB109	5,027,505	4,767,329	5,765,877	5,765,877
	TOTAL OTHER FINANCING SOURCES		**5,027,505**	**4,767,329**	**5,780,877**	**5,780,877**
TOTAL LOC COMMUNITY CORRECTNS-AB118 FINANCING SOURCES			**24,286,849**	**25,464,587**	**28,892,928**	**28,892,928**
20052 SUPPLE LAW ENFORCEMENT-AB109						
	REVENUE FROM USE OF MONEY AND PROPERTY					
	4400000000	INTEREST INCOME	6,655	14,605		
	TOTAL REVENUE FROM USE OF MONEY AND PROPERTY		**6,655**	**14,605**		
	AID FROM OTHER GOVERNMENTS					
	4527700000	ST-PUB SAFETY REALIGN-AB109	2,833,479	2,988,821	2,757,759	2,757,759
	4527700100	ST-PS-AB109 ELEAS GRTH SB1020	325,379	290,227	300,000	300,000
	TOTAL AID FROM OTHER GOVERNMENTS		**3,158,858**	**3,279,048**	**3,057,759**	**3,057,759**
TOTAL SUPPLE LAW ENFORCEMENT-AB109 FINANCING SOURCES			**3,165,513**	**3,293,653**	**3,057,759**	**3,057,759**
TOTAL SPECIAL REVENUE FUNDS FINANCING SOURCES			**238,039,221**	**221,157,203**	**256,318,415**	**256,318,415**
CAPITAL PROJECT FUNDS						
37004 CAPITAL OUTLAY						
	REVENUE FROM USE OF MONEY AND PROPERTY					
	4400000000	INTEREST INCOME	154,520	366,116	381,432	381,432
	4400000180	INTEREST INCOME-FM GENL RSVD	27,067			
	4410023600	RENTS/VA CLINICS	324,556	345,808	255,451	255,451
	TOTAL REVENUE FROM USE OF MONEY AND PROPERTY		**506,143**	**711,924**	**636,883**	**636,883**
	INTERGOVERNMENTAL REVENUE - FEDERAL					
	4565000000	FEDERAL-CDBG	347,272	512,620	1,583,284	1,583,284
	TOTAL INTERGOVERNMENTAL REVENUE - FEDERAL		**347,272**	**512,620**	**1,583,284**	**1,583,284**
	INTERGOVERNMENTAL REVENUE - OTHER					
	4577000000	OTHER GOVT AID-CONSTRUCTION	31,261		153,239	153,239
	TOTAL INTERGOVERNMENTAL REVENUE - OTHER		**31,261**		**153,239**	**153,239**
	MISCELLANEOUS REVENUES					
	4706200000	OUTLAWED WARRANTS	677			
	4711010351	REBATE-PG AND E-ENERGY SAVINGS	39,656			
	TOTAL MISCELLANEOUS REVENUES		**40,333**			
	OTHER FINANCING SOURCES					
	4800003800	OPER TRF-FM ENERGY SAVINGS TR			2,000	2,000

COUNTY OF SAN JOAQUIN
SCHEDULE 6
DETAIL OF ADDITIONAL FINANCING SOURCES BY FUND AND ACCOUNT
GOVERNMENTAL FUNDS
FISCAL YEAR 2016-2017

FUND NAME	FINANCING SOURCE CATEGORY	FINANCING SOURCE ACCOUNT	2014-2015 ACTUAL	2015-2016 ACTUAL	2016-2017 RECOMMENDED	2016-2017 ADOPTED BY BOARD OF SUPERVISORS
	4800010000	OPER TRF-IN	9,979,958	4,823,451	175,000	175,000
	4800017000	OPER TRF-FR OXY RESOURCS CA FD			158,000	158,000
	4800900000	OPER TRF-FM MH			60,000	60,000
	4800910000	OPER TRF-FM HSA	538,491	350,000	175,000	175,000
	4801730000	OPER TRF-FM TOBACCO SETTLE	4,060,000	4,200,000	4,130,000	4,130,000
	4819810400	INTERFD BORROW-REPMT-P-SOUTHRN	57,335	57,335	57,335	57,335
	TOTAL OTHER FINANCING SOURCES		**14,635,785**	**9,430,786**	**4,757,335**	**4,757,335**
TOTAL CAPITAL OUTLAY FINANCING SOURCES			**15,560,794**	**10,655,330**	**7,130,741**	**7,130,741**
TOTAL CAPITAL PROJECT FUNDS FINANCING SOURCES			**15,560,794**	**10,655,330**	**7,130,741**	**7,130,741**
TOTAL ALL FUNDS			**974,071,516**	**971,507,126**	**1,082,318,262**	**1,082,250,004**

COUNTY OF SAN JOAQUIN
SCHEDULE 7
SUMMARY OF FINANCING USES BY FUNCTION AND FUND
GOVERNEMENTAL FUNDS
FISCAL YEAR 2016-2017

DESCRIPTION	2014-2015 ACTUAL	2015-2016 ACTUAL	2016-2017 RECOMMENDED	2016-2017 ADOPTED BY BOARD OF SUPERVISORS
SUMMARIZATION BY FUNCTION				
GENERAL GOVERNMENT	81,627,217	77,810,915	95,521,243	95,521,243
PUBLIC PROTECTION	286,333,838	292,273,704	323,783,691	323,783,691
PUBLIC WAYS AND FACILITIES	45,555,337	43,940,887	84,136,821	84,136,821
HEALTH AND SANITATION	173,410,309	172,421,040	215,847,059	215,847,059
PUBLIC ASSISTANCE	359,061,740	339,999,261	387,469,229	387,469,229
EDUCATION	6,054,890	6,881,196	5,274,215	5,274,215
RECREATION AND CULTURAL SERVICES	5,164,154	4,993,805	5,513,589	5,513,589
TOTAL FINANCING USES BY FUNCTION	**957,207,486**	**938,320,809**	**1,117,545,847**	**1,117,545,847**
APPROPRIATION FOR CONTINGENCIES				
GENERAL FUND	2,209,424	221,318	54,062,431	53,994,173
TOTAL APPROPRIATION FOR CONTINGENCIES	**2,209,424**	**221,318**	**54,062,431**	**53,994,173**
SUBTOTAL FINANCING USES	**959,416,910**	**938,542,127**	**1,171,608,278**	**1,171,540,020**
PROVISIONS FOR RESERVE AND DESIGNATIONS				
10001 GENERAL			19,115,348	19,115,348
10011 COUNTY CONTINGENCY				
20002 ROAD				
20005 FISH AND GAME				
20007 MENTAL HEALTH			2,150,634	2,150,634
20008 WORKFORCE INVESTMENT ACT				
20009 COUNTY HEAD START				
20013 ROAD DISTRICT NO 1			781,709	781,709
20014 ROAD DISTRICT NO 2			134,340	134,340
20015 ROAD DISTRICT NO 3			380,298	380,298
20016 ROAD DISTRICT NO 4			2,640,310	2,640,310
20017 ROAD DISTRICT NO 5			1,090,819	1,090,819
20018 LIBRARY FUND			2,370,676	2,370,676
20024 JUSTICE ASSISTANCE GRANT-JAG				
20034 DA NARCOTICS ENFORCEMENT			109,116	109,116
20035 SHERIFF NARCOTICS ENFORCEMENT			11,601	11,601
20037 RECORDERS MODERNIZATION			706,517	706,517
20038 CHILD SUPPORT SERVICES			19,914	19,914
20039 COMMUNITY INFRASTRUCTURE			19,298,503	19,298,503
20041 CHILDREN & FAMILIES PROGRAM				
20048 AIRPORT EAST PROJECT				
20051 LOC COMMUNITY CORRECTNS-AB118			9,339,942	9,339,942
20052 SUPPLE LAW ENFORCEMENT-AB109			1,378,233	1,378,233
37004 COUNTY CAPITAL OUTLAY			11,075,102	11,075,102

COUNTY OF SAN JOAQUIN
SCHEDULE 7
SUMMARY OF FINANCING USES BY FUNCTION AND FUND
GOVERNEMENTAL FUNDS
FISCAL YEAR 2016-2017

DESCRIPTION	2014-2015 ACTUAL	2015-2016 ACTUAL	2016-2017 RECOMMENDED	2016-2017 ADOPTED BY BOARD OF SUPERVISORS
TOTAL RESERVE AND DESIGNATIONS	**0**	**0**	**70,603,062**	**70,603,062**
TOTAL FINANCING USES	**959,416,910**	**938,542,127**	**1,242,211,340**	**1,242,143,082**
SUMMARIZATION BY FUND				
10001 GENERAL	715,013,865	719,678,992	831,870,383	831,870,383
10011 CONTINGENCY	2,209,424	221,318	54,062,431	53,994,173
20002 ROAD	34,549,665	37,991,494	70,521,082	70,521,082
20005 FISH AND GAME	29,269	31,037	63,255	63,255
20007 MENTAL HEALTH	107,615,170	111,003,342	142,530,453	142,530,453
20008 WORKFORCE INVESTMENT ACT	13,334,440	10,992,450	12,078,233	12,078,233
20009 HEAD START	26,908,203	54,127		
20013 ROAD DISTRICT NO 1	1,131,858	361,095	1,733,741	1,733,741
20014 ROAD DISTRICT NO 2	392,784	390,837	1,162,234	1,162,234
20015 ROAD DISTRICT NO 3	811,055	443,533	1,671,032	1,671,032
20016 ROAD DISTRICT NO 4	3,605,079	3,014,710	7,130,278	7,130,278
20017 ROAD DISTRICT NO 5	1,452,201	1,004,965	2,466,930	2,466,930
20018 LIBRARY	5,742,505	6,509,442	7,295,476	7,295,476
20024 JUSTICE ASSISTANCE GRANT-JAG	218,782	168,134	177,457	177,457
20034 DA NARCOTICS ENFORCEMENT	5,000	2,500	147,116	147,116
20035 SHERIFF NARCOTICS ENFORCEMENT	27,277	3,304	100,399	100,399
20037 RECORDERS MODERNIZATION	988,451	636,631	2,124,667	2,124,667
20038 CHILD SUPPORT SERVICES	15,057,704	14,289,329	15,690,695	15,690,695
20039 COMMUNITY INFRASTRUCTURE	3,587,266	708,781	23,708,503	23,708,503
20041 CHILDREN AND FAMILIES	1,113,067	1,311,178	1,392,593	1,392,593
20048 AIRPORT EAST PROJECT	45,721	275,218		
20051 LOC COMMUNITY CORRECTNS-AB118	20,328,265	20,843,497	38,232,870	38,232,870
20052 SUPPLE LAW ENFORCEMENT-AB109	2,459,784	2,644,707	4,663,126	4,663,126
37004 COUNTY CAPITAL OUTLAY	2,790,076	5,961,506	23,388,386	23,388,386
TOTAL FINANCING USES	**959,416,910**	**938,542,127**	**1,242,211,340**	**1,242,143,082**

COUNTY OF SAN JOAQUIN
SCHEDULE 8
DETAIL OF FINANCING USES BY FUNCTION, ACTIVITY AND BUDGET UNIT
GOVERNEMENTAL FUNDS
FISCAL YEAR 2016-2017

FUNCTION, ACTIVITY AND BUDGET UNIT			2014-2015 ACTUAL	2015-2016 ACTUAL	2016-2017 RECOMMENDED	2016-2017 ADOPTED BY BOARD OF SUPERVISORS
GENERAL GOVERNMENT						
	LEGISLATIVE & ADMINISTRATIVE					
10001	1010100000	BOARD OF SUPERVISORS	2,479,356	2,381,700	2,584,742	2,584,742
10001	1010200000	COUNTY ADMINISTRATOR	2,581,800	2,703,103	3,063,196	3,063,196
20026	1010200600	CAO-JAG-ARRA				
10001	1010900000	INFORMATION SYSTEMS DIVISION	1,340,725	1,564,800	6,089,285	6,089,285
	TOTAL LEGISLATIVE & ADMINISTRATIVE		**6,401,881**	**6,649,604**	**11,737,223**	**11,737,223**
	FINANCE					
10001	1010800000	AUDITOR-CONTROLLER	3,652,924	2,737,057	3,714,282	3,782,540
10001	1010803000	GENERAL PURPOSE REVENUES				
10001	1010804000	OPERATING TRANSFERS	18,745,294	12,739,243	14,413,171	14,344,913
10001	1010805000	TOBACCO SETTLEMENT	5,800,000	6,000,000	5,900,000	5,900,000
10001	1011000000	TREASURER-TAX COLLECTOR	3,547,578	3,566,805	3,653,460	3,653,460
10001	1011100000	ASSESSOR	9,469,481	9,275,594	10,388,773	10,388,773
10001	1011200000	PURCHASING SUPPORT SVS	838,091	1,005,659	795,065	795,065
10001	1011600000	REVENUE AND RECOVERY	907,116	793,928	905,704	905,704
	TOTAL FINANCE		**42,960,484**	**36,118,286**	**39,770,455**	**39,770,455**
	COUNSEL					
10001	1011800000	COUNTY COUNSEL	1,574,760	1,523,874	1,633,741	1,633,741
	TOTAL COUNSEL		**1,574,760**	**1,523,874**	**1,633,741**	**1,633,741**
	PERSONNEL					
10001	1012400000	HUMAN RESOURCES	2,824,826	686,972	2,059,616	2,059,616
	TOTAL PERSONNEL		**2,824,826**	**686,972**	**2,059,616**	**2,059,616**
	ELECTIONS					
10001	1013000000	REGISTRAR OF VOTERS	4,433,783	4,569,008	5,445,605	5,445,605
	TOTAL ELECTIONS		**4,433,783**	**4,569,008**	**5,445,605**	**5,445,605**
	PROPERTY MANAGEMENT					
10001	1014000000	GENERAL SERVICES		491		
10001	1014200000	FACILITIES MANAGEMENT	7,326,949	7,420,566	7,664,575	7,664,575
10001	1014300000	CAPITAL PROJECT ADMIN	(44)	10,035		
20048	1014400000	BUSINESS PARK-AIRPORT	45,721	275,218		
37004	1040148000	PUBLIC IMPROVEMENT	708,399	494,321	3,150,000	3,150,000
37004	1040148100	PUBLIC IMPROVEMENT-CDBG	347,272	531,003	1,583,284	1,583,284
37004	1040148300	PUBLIC IMPROVEMENT-FAC MGMT	1,734,405	4,936,183	7,580,000	7,580,000

COUNTY OF SAN JOAQUIN
SCHEDULE 8
DETAIL OF FINANCING USES BY FUNCTION, ACTIVITY AND BUDGET UNIT
GOVERNEMENTAL FUNDS
FISCAL YEAR 2016-2017

	FUNCTION, ACTIVITY AND BUDGET UNIT		2014-2015 ACTUAL	2015-2016 ACTUAL	2016-2017 RECOMMENDED	2016-2017 ADOPTED BY BOARD OF SUPERVISORS
	TOTAL PROPERTY MANAGEMENT		**10,162,702**	**13,667,816**	**19,977,859**	**19,977,859**
	PROMOTION					
10001	1015400000	ECONOMIC PROMOTION	132,409	255,440	292,842	292,842
	TOTAL PROMOTION		**132,409**	**255,440**	**292,842**	**292,842**
	OTHER GENERAL					
10001	1016000000	SURVEYOR	269,903	383,286	437,135	437,135
10001	1016500000	REBATE-REFUN-JUDGMENT-DAMAGE	44,115	5,752	65,500	65,500
10001	1018000000	BLDG-EQUIP USE AND DEBT SVS	12,822,354	13,950,879	14,101,267	14,101,267
	TOTAL OTHER GENERAL		**13,136,372**	**14,339,917**	**14,603,902**	**14,603,902**
TOTAL GENERAL GOVERNMENT			**81,627,217**	**77,810,915**	**95,521,243**	**95,521,243**
PUBLIC PROTECTION						
	JUDICIAL					
10001	2020200000	DISTRICT ATTORNEY	22,836,407	24,405,557	27,740,937	27,740,937
10001	2020202000	DA-REAL ESTATE FRAUD	641,942	446,204	639,300	639,300
10001	2020205000	DA-VICTIM ASSISTANCE	692,982	646,820	688,134	688,134
10001	2020206000	DA-CONSUMER FRAUD PROP 64	1,422,958	1,800,024	2,189,748	2,189,748
10001	2020207000	DA-EPU INVESTIGATION_PROSECUTION	20,874	19,113	355,000	355,000
10001	2020209000	DA-CHILD ABDUCTION	627,170	427,519	606,038	606,038
10001	2020212000	DA-AUTO INSURANCE FRAUD	293,605	236,550	254,550	254,550
10001	2020216000	DA-WORKERS COMP INS FRAUD	449,164	496,316	474,333	474,333
10001	2020217000	DA-PUBLIC ASSISTANCE FRAUD	992,076			
10001	2020273000	DA-VICTIM WITNESS PROG	635,085	751,243	1,100,004	1,100,004
10001	2020278110	DA-VIOLENCE AGAINST WOMEN		424		
10001	2020278240	DA-RURAL CRIMES PREVENTION	270,253	180,151	255,000	255,000
10001	2020278250	DA-RURAL CRIMINAL RESTITUTION	208,753	242,728	199,665	199,665
10001	2020278270	DA-UNDERSERVED VICTIM ADVOCACY	157,115	138,456	204,013	204,013
10001	2020400000	PUBLIC DEFENDER	13,192,133	13,767,564	13,990,714	13,990,714
20024	2020225000	DA-YOUTH GUN VIOLE-JAG	104,218	96,279	96,099	96,099
20034	2020210000	DA-NARCOTICS ENFORCEMENT	5,000	2,500	38,000	38,000
20038	2020300000	CHILD SUPPORT	15,057,704	14,289,329	15,670,781	15,670,781
20052	2020281000	DA-SLESF-AB109	210,000	210,000	250,000	250,000
10001	2021000000	GRAND JURY	185,258	286,551	199,829	199,829
10001	2021200000	PRETRIAL SERVICES	902,807	856,243	1,098,674	1,098,674
10001	2021201000	ALCOHOL-DRUG ALTERNATIVE PROG	367,145	334,876	391,724	391,724
10001	2021274000	COUNTY SUPPORT TO COURTS	10,349,978	10,366,913	11,215,758	11,215,758

COUNTY OF SAN JOAQUIN
SCHEDULE 8
DETAIL OF FINANCING USES BY FUNCTION, ACTIVITY AND BUDGET UNIT
GOVERNEMENTAL FUNDS
FISCAL YEAR 2016-2017

	FUNCTION, ACTIVITY AND BUDGET UNIT		2014-2015 ACTUAL	2015-2016 ACTUAL	2016-2017 RECOMMENDED	2016-2017 ADOPTED BY BOARD OF SUPERVISORS
10001	2021300000	COURT ASSIGNED COUNSEL	4,638,672	4,822,853	5,269,587	5,269,587
10001	2021658000	SHERIFF-COURT SERVICES	8,675,302	8,419,540	9,381,950	9,381,950
	TOTAL JUDICIAL		**82,936,599**	**83,243,753**	**92,309,838**	**92,309,838**
	POLICE PROTECTION					
10001	2021602000	SHERIFF-BOATING SAFETY	1,677,424	1,768,825	1,664,333	1,664,333
20035	2021606000	SHERIFF-NARCOTICS ENFORCEMENT	3,314	3,304	45,401	45,401
20035	2021607000	SHERIFF-NARCOTICS-FED-DOJ	23,963		43,397	43,397
10001	2021608000	SHERIFF-ABANDONED WATERCRAFT	30,958	33,703		
10001	2021609000	SHERIFF-CAL MMET	975,864	1,003,025	1,012,119	1,012,119
10001	2021610000	SHERIFF-AUTOMATED FINGERPRINT	692,764	607,113	1,309,500	1,309,500
10001	2021613000	SHERIFF-HI-TECH CRIMES	194,128	203,315	198,731	198,731
10001	2021614000	SHERIFF-RURAL CRIME	155,295	226,406	176,219	176,219
10001	2021616000	SHERIFF-PORT SECURITY GRANT				
10001	2021614170	SHERIFF-OFF HIGHWAY ENFORCMNT	61,056	40,347		
10001	2021615000	SHERIFF-MOUNTAIN HOUSE	1,170,754	1,218,326	1,264,054	1,264,054
10001	2021616000	SHERIFF-PORT SECURITY GRANT				
10001	2021619000	SHERIFF-ANIMAL SERVICES	1,205,684	1,091,372	1,293,580	1,293,580
10001	2021620000	SHERIFF-PATROL	30,244,920	29,611,170	31,070,222	31,070,222
20052	2021655000	SHERIFF-PATROL-SLESF-AB109	118,573	164,509	275,485	275,485
10001	2021622000	SHERIFF-COMMUNICATIONS	4,366,552	4,429,793	4,849,500	4,849,500
10001	2021626000	SHERIFF-DETECTIVES	8,179,639	9,301,579	9,753,496	9,753,496
10001	2021627000	SHERIFF-AUTO THEFT PROG	216,534	212,389	264,418	264,418
10001	2021628000	SHERIFF-RECORDS	2,925,665	3,186,553	3,578,836	3,578,836
10001	2021635000	SHERIFF-CIVIL	1,823,070	1,843,780	1,976,020	1,976,020
10001	2021645000	SHERIFF-ADMIN SUPPORT SERVICES	6,136,428	6,494,800	7,165,208	7,165,208
10001	2021649000	SHERIFF-INFORMATION SYSTEMS	1,854,081	2,526,734	2,633,710	2,633,710
10001	2021650000	SHERIFF-LATHROP POLICE CONTRAC	5,930,500	5,919,436	6,378,111	6,378,111
20024	2021654000	SHERIFF-JAG PROGRAMS	34,943	35,784	44,782	44,782
10001	2021654700	SHERIFF-BYRNE JAG GRANT	162,006	865,347		
10001	2021659000	SHERIFF-ANTI DRUG ABUSE	101,080	166		
	TOTAL POLICE PROTECTION		**68,285,195**	**70,787,776**	**74,997,122**	**74,997,122**
	DETENTION AND CORRECTION					
20052	2021657000	SHERIFF-CUSTODY-SLESF-AB109	230,558	183,854	241,826	241,826
10001	2022600000	SHERIFF-CUSTODY	51,355,903	51,524,449	53,644,349	53,644,349
20051	2022610000	SHERIFF-LOC COMM CORR-AB109	5,027,969	4,767,329	5,780,877	5,780,877
10001	2022620000	SHERIFF-WORK PROGRAM	1,106,096	1,008,491	1,127,538	1,127,538
10001	2022621000	CORRECTIONAL HEALTH SERVICES	8,821,045	9,398,065	9,698,423	9,698,423

COUNTY OF SAN JOAQUIN
SCHEDULE 8
DETAIL OF FINANCING USES BY FUNCTION, ACTIVITY AND BUDGET UNIT
GOVERNEMENTAL FUNDS
FISCAL YEAR 2016-2017

		FUNCTION, ACTIVITY AND BUDGET UNIT	2014-2015 ACTUAL	2015-2016 ACTUAL	2016-2017 RECOMMENDED	2016-2017 ADOPTED BY BOARD OF SUPERVISORS
10001	2022700000	PROBATION-JUVENILE	4,229,965	4,826,045	5,251,660	5,251,660
10001	2022702000	PROBATION-ADULT	6,323,854	6,827,696	7,502,870	7,502,870
10001	2022702300	PROBATION-ADULT-SB678	1,956,490	2,015,865	2,551,560	2,551,560
20051	2022702510	SHERIFF-LOC COMM CORR-AB109	15,300,296	16,076,168	23,112,051	23,112,051
20024	2022710000	PROBATION-JAG PROG	79,811	37,086	34,800	34,800
20026	2022736000	PROBATION-JUV RECONNECT-JAG ARRA				
10001	2022745000	PROBATION-ADMINISTRATION	4,593,397	5,150,696	4,836,125	4,836,125
20052	2022785000	SHERIFF-CUSTODY-SLESF-AB109	1,900,654	2,086,344	2,517,582	2,517,582
10001	2022800000	PROB-JUV DETENTION	14,059,926	14,597,517	16,998,230	16,998,230
20024	2023024000	JAG CENTRALIZED REV N COSTS	(190)	(1,016)	1,776	1,776
		TOTAL DETENTION AND CORRECTION	**114,985,774**	**118,498,590**	**133,299,667**	**133,299,667**
		FLOOD CONTROL				
10001	2023040000	STORMWATER MANAGEMENT				
10001	2023060000	WATER RESOURCES				
10001	2023070000	DELTA ACTIVITIES	536,561	635,957	590,000	590,000
10001	2024100000	FLOOD CHANNEL MAINTENANCE	10,054			
		TOTAL FLOOD CONTROL	**546,614**	**635,957**	**590,000**	**590,000**
		PROTECTIVE INSPECTION				
10001	2024700000	AGRICULTURAL COMMISSIONER	4,405,252	4,542,724	6,053,454	6,053,454
10001	2024701000	GLASSY-WINGED SHARPSHOOTER PRE	225,217	227,097		
10001	2024900000	SEALER OF WEIGHTS MEASURES	672,217	735,886		
10001	2025600000	COMMUNITY DEVELOPMENT SERVICES	6,359,226	6,133,376	7,638,477	7,638,477
		TOTAL PROTECTIVE INSPECTION	**11,661,913**	**11,639,083**	**13,691,931**	**13,691,931**
		OTHER PROTECTION				
10001	2021640000	SHERIFF-CORONER MORGUE	2,348,685	2,296,870	2,474,144	2,474,144
10001	2025700000	SHERIFF-PUBLIC ADMINISTRATOR	406,412	432,178	463,930	463,930
10001	2025900000	RECORDER-COUNTY CLERK	2,060,525	2,055,261	2,211,960	2,211,960
20037	2025901000	RECORDER-EQUIPMENT AUTOMATION	988,451	636,631	1,418,150	1,418,150
10001	2026000000	EMERGENCY SERVICES	927,293	1,012,136	1,315,779	1,315,779
10001	2026000150	EMERGENCY SERVICES-GRANTS	957,108	794,433	737,915	737,915
20005	2026500000	FISH - GAME PROPAGATION	29,269	31,037	63,255	63,255
10001	2026700000	LAFCO CONTRIBUTION	200,000	210,000	210,000	210,000
		TOTAL OTHER PROTECTION	**7,917,743**	**7,468,545**	**8,895,133**	**8,895,133**
		TOTAL PUBLIC PROTECTION	**286,333,838**	**292,273,704**	**323,783,691**	**323,783,691**

COUNTY OF SAN JOAQUIN
SCHEDULE 8
DETAIL OF FINANCING USES BY FUNCTION, ACTIVITY AND BUDGET UNIT
GOVERNEMENTAL FUNDS
FISCAL YEAR 2016-2017

		FUNCTION, ACTIVITY AND BUDGET UNIT	2014-2015 ACTUAL	2015-2016 ACTUAL	2016-2017 RECOMMENDED	2016-2017 ADOPTED BY BOARD OF SUPERVISORS
PUBLIC WAYS & FACILITIES						
		PUBLIC WAYS				
20002	3030101000	PUBLIC WORKS-ADMINISTRATION	3,337,491	3,608,397	4,331,550	4,331,550
20002	3030103000	PUBLIC WORKS-ENGINEERING	6,932,383	8,199,201	11,319,785	11,319,785
20002	3030105000	PUBLIC WORKS-ROAD MAINT	13,369,848	12,870,866	15,760,314	15,760,314
20002	3030106000	PUBLIC WORKS-CONSTRUCTION	10,256,973	12,701,349	38,420,416	38,420,416
20002	3030108000	PUBLIC WORKS-DEVELOPMENT SVS	652,968	611,681	689,017	689,017
20013	3031300000	ROAD DISTRICT NO 1	1,131,858	361,095	952,032	952,032
20014	3031400000	ROAD DISTRICT NO 2	392,784	390,837	1,027,894	1,027,894
20015	3031500000	ROAD DISTRICT NO 3	811,055	443,533	1,290,734	1,290,734
20016	3031600000	ROAD DISTRICT NO 4	3,605,079	3,014,710	4,489,968	4,489,968
20017	3031700000	ROAD DISTRICT NO 5	1,452,201	1,004,965	1,376,111	1,376,111
20039	3039900000	COMMUNITY INFRASTRUCTURE PROG	3,271,767	612,383	2,500,000	2,500,000
20039	3039901000	COMMUNITY INFRASTRUCTURE-FLAG CITY	245,596			
20039	3039902000	COMMUNITY INFRASTRUCTURE-RTIF	69,903	96,399	1,910,000	1,910,000
10001	3030900000	COMMUNITY INFRA-ENGINEERING SVS	25,429	25,472	69,000	69,000
		TOTAL PUBLIC WAYS	**45,555,337**	**43,940,887**	**84,136,821**	**84,136,821**
TOTAL PUBLIC WAYS & FACILITIES			**45,555,337**	**43,940,887**	**84,136,821**	**84,136,821**
HEALTH & SANITATION						
		HEALTH				
20007	4040300000	MENTAL HEALTH- PHARMACY	8,495,106	9,216,808	10,400,344	10,400,344
20007	4040500000	MENTAL HEALTH SERVICES	81,507,124	81,743,228	107,380,453	107,380,453
20007	4040600000	SUBSTANCE ABUSE SERVICES	16,353,501	17,831,753	20,302,855	20,302,855
20007	4040700000	BEHAVIORAL HEALTH ADMIN	396,614	549,667	781,300	781,300
10001	4041000000	PUBLIC HEALTH SERVICES	18,865,732	19,576,259	22,835,836	22,835,836
20007	4041200000	CONSERVATOR SERVICES	862,826	1,661,887	1,514,867	1,514,867
10001	4041800000	EMERGENCY MEDICAL SERVICE AGENCY	1,725,741	1,767,251	2,367,385	2,367,385
10001	4042000000	ENVIRONMENTAL HEALTH	8,105,062	8,121,974	8,834,502	8,834,502
10001	4045415000	CALIFORNIA CHILDREN'S SERVICES	4,577,956	4,642,082	5,919,761	5,919,761
20041	4049100000	CHILDREN & FAMILIES PROGRAM	1,113,067	1,311,178	1,392,593	1,392,593
10001	4049400000	HEALTH CARE CONTRIBUTION	31,024,700	25,351,314	33,422,913	33,422,913
10001	4049500000	HEALTH CARE SERVICES ADMIN	379,404	631,247	694,250	694,250
		TOTAL HEALTH	**173,406,832**	**172,404,647**	**215,847,059**	**215,847,059**
		SANITATION				
10001	4040800000	UTILITY DISTRICTS	3,477	16,393		
		TOTAL SANITATION	**3,477**	**16,393**		

COUNTY OF SAN JOAQUIN
SCHEDULE 8
DETAIL OF FINANCING USES BY FUNCTION, ACTIVITY AND BUDGET UNIT
GOVERNEMENTAL FUNDS
FISCAL YEAR 2016-2017

	FUNCTION, ACTIVITY AND BUDGET UNIT	2014-2015 ACTUAL	2015-2016 ACTUAL	2016-2017 RECOMMENDED	2016-2017 ADOPTED BY BOARD OF SUPERVISORS
	TOTAL HEALTH & SANITATION	**173,410,309**	**172,421,040**	**215,847,059**	**215,847,059**
	PUBLIC ASSISTANCE				
	ADMINISTRATION				
10001	5050101000 HUMAN SERVICES-ADMIN	124,900,465	136,649,464	167,649,080	167,649,080
	TOTAL ADMINISTRATION	**124,900,465**	**136,649,464**	**167,649,080**	**167,649,080**
	AID PROGRAMS				
10001	5050106000 HSA-CALWORKS ASSISTANCE	89,904,923	85,900,284	92,453,904	92,453,904
10001	5050107000 HSA-FOSTER CARE	40,482,012	43,404,603	43,518,622	43,518,622
10001	5050108000 HSA-ADOPTION ASSISTANCE	22,373,537	22,407,058	23,755,279	23,755,279
10001	5050118000 HSA-IN HOME SUPPORTIVE SVS	17,363,873	17,360,347	18,695,956	18,695,956
10001	5050132000 HSA-TEMPORARY HOMELESS SHELTER	695,005	607,465	760,784	760,784
10001	5050144000 HSA- REFUGEE CASH ASSISTANCE	19,314	32,030	80,000	80,000
	TOTAL AID PROGRAMS	**170,838,665**	**169,711,787**	**179,264,545**	**179,264,545**
	GENERAL RELIEF				
10001	5050110000 HSA-GENERAL ASSISTANCE	3,032,781	2,075,300	3,213,844	3,213,844
10001	5053300000 BURIALS	30,015	29,179	31,000	31,000
	TOTAL GENERAL RELIEF	**3,062,796**	**2,104,480**	**3,244,844**	**3,244,844**
	OTHER ASSISTANCE				
10001	5053900000 MARY GRAHAM CHILDREN'S SHELTER	6,210,154	6,518,346	8,863,104	8,863,104
10001	5054000000 COMMUNITY SERVICES	325,734	368,379	589,646	589,646
10001	5054101000 AGING-COMMUNITY SERVICES	7,829,512	8,355,440	8,825,470	8,825,470
20008	5055103000 WORK INCENTIVE ACT	13,334,440	10,992,450	12,078,233	12,078,233
10001	5055246000 NEIGHBORHOOD PRESERVATION	5,412,669	4,936,454	6,592,823	6,592,823
20009	5056500000 COUNTY HEAD START	26,908,203	54,127		
	TOTAL OTHER ASSISTANCE	**60,020,711**	**31,225,195**	**36,949,276**	**36,949,276**
	VETERANS SERVICE				
10001	5055600000 VETERANS SERVICE OFFICE	239,103	308,336	361,484	361,484
	TOTAL VETERANS SERVICE	**239,103**	**308,336**	**361,484**	**361,484**
	TOTAL PUBLIC ASSISTANCE	**359,061,740**	**339,999,261**	**387,469,229**	**387,469,229**
	EDUCATION				
	LIBRARY SERVICES				

COUNTY OF SAN JOAQUIN
SCHEDULE 8
DETAIL OF FINANCING USES BY FUNCTION, ACTIVITY AND BUDGET UNIT
GOVERNEMENTAL FUNDS
FISCAL YEAR 2016-2017

FUNCTION, ACTIVITY AND BUDGET UNIT	2014-2015 ACTUAL	2015-2016 ACTUAL	2016-2017 RECOMMENDED	2016-2017 ADOPTED BY BOARD OF SUPERVISORS
20018 6060900000 COUNTY LIBRARY	5,742,505	6,509,442	4,924,800	4,924,800
TOTAL LIBRARY SERVICES	**5,742,505**	**6,509,442**	**4,924,800**	**4,924,800**
AGRICULTURE EDUCATION				
10001 6061500000 COOPERATIVE EXTENSION	312,385	371,754	349,415	349,415
TOTAL AGRICULTURE EDUCATION	**312,385**	**371,754**	**349,415**	**349,415**
TOTAL EDUCATION	**6,054,890**	**6,881,196**	**5,274,215**	**5,274,215**
RECREATION				
RECREATION				
10001 7070300000 PARKS AND RECREATION	4,814,189	4,643,840	5,163,624	5,163,624
TOTAL RECREATION	**4,814,189**	**4,643,840**	**5,163,624**	**5,163,624**
CULTURAL SERVICES				
10001 7070800000 CULTURAL SERVICES	349,965	349,965	349,965	349,965
TOTAL CULTURAL SERVICES	**349,965**	**349,965**	**349,965**	**349,965**
TOTAL RECREATION	**5,164,154**	**4,993,805**	**5,513,589**	**5,513,589**
CONTINGENCY RESERVE				
RESERVE				
10011 1111066000 PROVISION FOR CONTINGENCIES	2,209,424	221,318	54,062,431	53,994,173
TOTAL CONTINGENCY RESERVE	**2,209,424**	**221,318**	**54,062,431**	**53,994,173**
TOTAL FINANCING USES BY FUNCTION	**959,416,910**	**938,542,127**	**1,171,608,278**	**1,171,540,020**

Governmental Funds

2016-2017 Operating Budget By Function

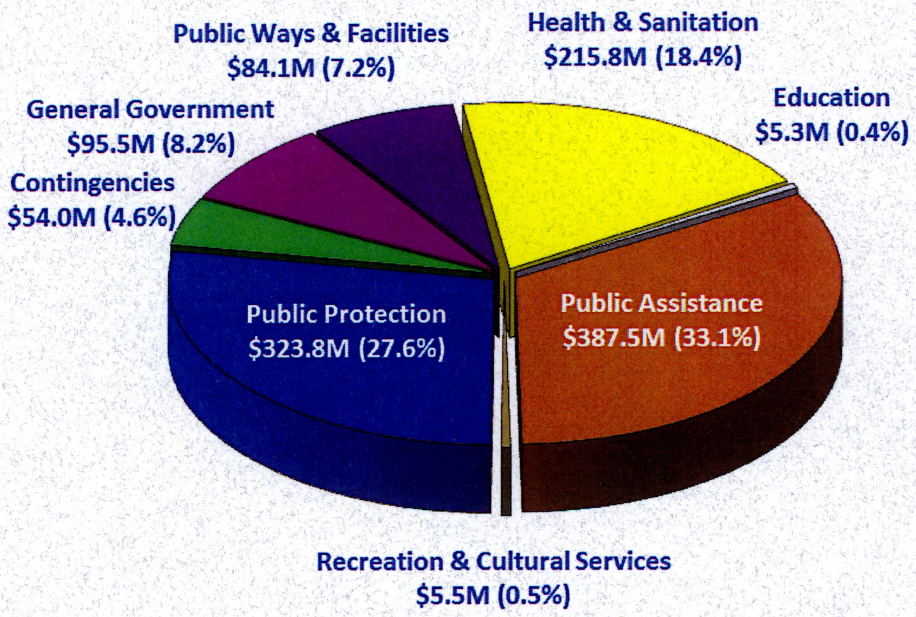

Total: $1.172 Billion

COUNTY OF SAN JOAQUIN
SCHEDULE 9
DETAIL OF FINANCING SOURCES AND FINANCING USES
GOVERNMENTAL FUNDS
FISCAL YEAR 2016-2017

BUDGET UNIT 1010100000 - BOARD OF SUPERVISORS
FUND 10001 - GENERAL
FUNCTION GENERAL GOVERNMENT
ACTIVITY LEGISLATIVE & ADMINISTRATIVE

DETAIL BY REVENUE CATEGORY AND EXPENDITURE OBJECT	2014-2015 ACTUAL	2015-2016 ACTUAL	2016-2017 RECOMMENDED	2016-2017 ADOPTED BY BOARD OF SUPERVISORS
REVENUES				
INTERGOVERNMENTAL REVENUES-STATE	14,530	6,932		
CHARGES FOR SERVICES	14,654	12,649	19,650	19,650
TOTAL REVENUES	**29,184**	**19,581**	**19,650**	**19,650**
EXPENDITURES/APPROPRIATIONS				
SALARIES AND BENEFITS	2,112,097	1,960,184	2,141,784	2,141,784
SERVICES AND SUPPLIES	367,426	421,648	443,088	443,088
COST REIMBURSEMENTS	(168)	(132)	(130)	(130)
TOTAL EXPENDITURES/APPROPRIATIONS	**2,479,356**	**2,381,700**	**2,584,742**	**2,584,742**
NET COST	**2,450,171**	**2,362,119**	**2,565,092**	**2,565,092**

COUNTY OF SAN JOAQUIN
SCHEDULE 9
DETAIL OF FINANCING SOURCES AND FINANCING USES
GOVERNMENTAL FUNDS
FISCAL YEAR 2016-2017

BUDGET UNIT 1010200000 - COUNTY ADMINISTRATOR
FUND 10001 - GENERAL
FUNCTION GENERAL GOVERNMENT
ACTIVITY LEGISLATIVE & ADMINISTRATIVE

DETAIL BY REVENUE CATEGORY AND EXPENDITURE OBJECT	2014-2015 ACTUAL	2015-2016 ACTUAL	2016-2017 RECOMMENDED	2016-2017 ADOPTED BY BOARD OF SUPERVISORS
REVENUES				
INTERGOVERNMENTAL REVENUES-STATE		230		
MISCELLANEOUS REVENUES	68,640	228		
TOTAL REVENUES	**68,640**	**458**		
EXPENDITURES/APPROPRIATIONS				
SALARIES AND BENEFITS	2,177,647	2,451,415	2,665,422	2,665,422
SERVICES AND SUPPLIES	669,147	715,623	854,675	854,675
COST REIMBURSEMENTS	(264,993)	(463,935)	(456,901)	(456,901)
TOTAL EXPENDITURES/APPROPRIATIONS	**2,581,800**	**2,703,103**	**3,063,196**	**3,063,196**
NET COST	**2,513,160**	**2,702,645**	**3,063,196**	**3,063,196**

COUNTY OF SAN JOAQUIN
SCHEDULE 9
DETAIL OF FINANCING SOURCES AND FINANCING USES
GOVERNMENTAL FUNDS
FISCAL YEAR 2016-2017

BUDGET UNIT 1010800000 - AUDITOR-CONTROLLER
FUND 10001 - GENERAL
FUNCTION GENERAL GOVERNMENT
ACTIVITY FINANCE

DETAIL BY REVENUE CATEGORY AND EXPENDITURE OBJECT	2014-2015 ACTUAL	2015-2016 ACTUAL	2016-2017 RECOMMENDED	2016-2017 ADOPTED BY BOARD OF SUPERVISORS
REVENUES				
INTERGOVERNMENTAL REVENUES-STATE	68,814	70,429	20,000	20,000
CHARGES FOR SERVICES	899,365	877,994	919,216	919,216
MISCELLANEOUS REVENUES	167,400	275,158	191,000	191,000
TOTAL REVENUES	**1,135,579**	**1,223,581**	**1,130,216**	**1,130,216**
EXPENDITURES/APPROPRIATIONS				
SALARIES AND BENEFITS	2,937,015	3,102,201	3,250,290	3,318,548
SERVICES AND SUPPLIES	2,085,917	1,892,398	2,442,550	2,442,550
CAPITAL ASSETS-EQUIPMENT		6,191		
COST REIMBURSEMENTS	(1,370,009)	(2,263,732)	(1,978,558)	(1,978,558)
TOTAL EXPENDITURES/APPROPRIATIONS	**3,652,924**	**2,737,057**	**3,714,282**	**3,782,540**
NET COST	**2,517,344**	**1,513,476**	**2,584,066**	**2,652,324**

COUNTY OF SAN JOAQUIN
SCHEDULE 9
DETAIL OF FINANCING SOURCES AND FINANCING USES
GOVERNMENTAL FUNDS
FISCAL YEAR 2016-2017

BUDGET UNIT 1010803000 - GF-GENERAL PURPOSE REVENUES
FUND 10001 - GENERAL
FUNCTION GENERAL GOVERNMENT
ACTIVITY FINANCE

DETAIL BY REVENUE CATEGORY AND EXPENDITURE OBJECT	2014-2015 ACTUAL	2015-2016 ACTUAL	2016-2017 RECOMMENDED	2016-2017 ADOPTED BY BOARD OF SUPERVISORS
REVENUES				
TAXES	181,029,310	178,469,213	231,752,304	231,752,304
LICENSES, PERMITS AND FRANCHISES	2,423,547	2,429,934	2,598,250	2,598,250
FINES, FORFEITURES AND PENALTIES	2,708,747	2,068,670	2,458,000	2,458,000
REVENUE FROM USE OF MONEY AND PROPERTY	34,602	154,764	540,000	540,000
INTERGOVERNMENTAL REVENUES-STATE	1,282,165	2,774,494	1,465,000	1,465,000
INTERGOVERNMENTAL REVENUES-FEDERAL	5,266	5,375		
INTERGOVERNMENTAL REVENUES-OTHER	3,198,120	3,065,304	4,009,500	4,009,500
CHARGES FOR SERVICES	368,677	175,683	485,000	485,000
TRANSFERS IN	20,075,232	18,731,881	5,900,000	5,900,000
TOTAL REVENUES	**211,125,666**	**207,875,318**	**249,208,054**	**249,208,054**
NET COST	**(211,125,666)**	**(207,875,318)**	**(249,208,054)**	**(249,208,054)**

COUNTY OF SAN JOAQUIN
SCHEDULE 9
DETAIL OF FINANCING SOURCES AND FINANCING USES
GOVERNMENTAL FUNDS
FISCAL YEAR 2016-2017

BUDGET UNIT 1010804000 - OPERATING TRANSFERS
FUND 10001 - GENERAL
FUNCTION GENERAL GOVERNMENT
ACTIVITY FINANCE

DETAIL BY REVENUE CATEGORY AND EXPENDITURE OBJECT	2014-2015 ACTUAL	2015-2016 ACTUAL	2016-2017 RECOMMENDED	2016-2017 ADOPTED BY BOARD OF SUPERVISORS
EXPENDITURES/APPROPRIATIONS				
SERVICES AND SUPPLIES	100,000	100,000	150,000	150,000
TRANSFERS OUT	18,645,294	12,639,243	14,263,171	14,194,913
TOTAL EXPENDITURES/APPROPRIATIONS	**18,745,294**	**12,739,243**	**14,413,171**	**14,344,913**
NET COST	**18,745,294**	**12,739,243**	**14,413,171**	**14,344,913**

COUNTY OF SAN JOAQUIN
SCHEDULE 9
DETAIL OF FINANCING SOURCES AND FINANCING USES
GOVERNMENTAL FUNDS
FISCAL YEAR 2016-2017

BUDGET UNIT 1010805000 - TOBACCO SETTLEMENT
FUND 10001 - GENERAL
FUNCTION GENERAL GOVERNMENT
ACTIVITY FINANCE

DETAIL BY REVENUE CATEGORY AND EXPENDITURE OBJECT	2014-2015 ACTUAL	2015-2016 ACTUAL	2016-2017 RECOMMENDED	2016-2017 ADOPTED BY BOARD OF SUPERVISORS
EXPENDITURES/APPROPRIATIONS				
TRANSFERS OUT	5,800,000	6,000,000	5,900,000	5,900,000
TOTAL EXPENDITURES/APPROPRIATIONS	**5,800,000**	**6,000,000**	**5,900,000**	**5,900,000**
NET COST	**5,800,000**	**6,000,000**	**5,900,000**	**5,900,000**

COUNTY OF SAN JOAQUIN
SCHEDULE 9
DETAIL OF FINANCING SOURCES AND FINANCING USES
GOVERNMENTAL FUNDS
FISCAL YEAR 2016-2017

BUDGET UNIT 1010900000 - INFORMATION SYSTEMS DIVISION
FUND 10001 - GENERAL
FUNCTION GENERAL GOVERNMENT
ACTIVITY LEGISLATIVE & ADMINISTRATIVE

DETAIL BY REVENUE CATEGORY AND EXPENDITURE OBJECT	2014-2015 ACTUAL	2015-2016 ACTUAL	2016-2017 RECOMMENDED	2016-2017 ADOPTED BY BOARD OF SUPERVISORS
REVENUES				
CHARGES FOR SERVICES	1,265,723	439,369	586,116	586,116
MISCELLANEOUS REVENUES		806		
TRANSFERS IN	1,160,000	2,425,000	2,680,000	2,680,000
TOTAL REVENUES	**2,425,723**	**2,865,175**	**3,266,116**	**3,266,116**
EXPENDITURES/APPROPRIATIONS				
SALARIES AND BENEFITS	10,321,019	10,735,028	11,985,264	11,985,264
SERVICES AND SUPPLIES	4,699,288	4,702,131	9,683,611	9,683,611
CAPITAL ASSETS-EQUIPMENT	69,064	153,045	308,803	308,803
COST REIMBURSEMENTS	(13,748,646)	(14,025,404)	(15,888,393)	(15,888,393)
TOTAL EXPENDITURES/APPROPRIATIONS	**1,340,725**	**1,564,800**	**6,089,285**	**6,089,285**
NET COST	**(1,084,997)**	**(1,300,374)**	**2,823,169**	**2,823,169**

COUNTY OF SAN JOAQUIN
SCHEDULE 9
DETAIL OF FINANCING SOURCES AND FINANCING USES
GOVERNMENTAL FUNDS
FISCAL YEAR 2016-2017

BUDGET UNIT 1011000000 - TREASURER-TAX COLLECTOR
FUND 10001 - GENERAL
FUNCTION GENERAL GOVERNMENT
ACTIVITY FINANCE

DETAIL BY REVENUE CATEGORY AND EXPENDITURE OBJECT	2014-2015 ACTUAL	2015-2016 ACTUAL	2016-2017 RECOMMENDED	2016-2017 ADOPTED BY BOARD OF SUPERVISORS
REVENUES				
LICENSES, PERMITS AND FRANCHISES	101,416	103,221	105,000	105,000
FINES, FORFEITURES AND PENALTIES	167,155	157,106	190,000	190,000
INTERGOVERNMENTAL REVENUES-STATE	36,498	8,549		
CHARGES FOR SERVICES	1,572,255	1,630,823	1,631,656	1,631,656
MISCELLANEOUS REVENUES	47,619	57,436	79,000	79,000
TOTAL REVENUES	**1,924,943**	**1,957,135**	**2,005,656**	**2,005,656**
EXPENDITURES/APPROPRIATIONS				
SALARIES AND BENEFITS	2,336,808	2,396,100	2,522,453	2,522,453
SERVICES AND SUPPLIES	990,662	1,072,515	1,077,475	1,077,475
COST REIMBURSEMENTS	(79,893)	(76,810)	(115,468)	(115,468)
TRANSFERS OUT	300,000	175,000	169,000	169,000
TOTAL EXPENDITURES/APPROPRIATIONS	**3,547,578**	**3,566,805**	**3,653,460**	**3,653,460**
NET COST	**1,622,634**	**1,609,669**	**1,647,804**	**1,647,804**

COUNTY OF SAN JOAQUIN
SCHEDULE 9
DETAIL OF FINANCING SOURCES AND FINANCING USES
GOVERNMENTAL FUNDS
FISCAL YEAR 2016-2017

BUDGET UNIT 1011100000 - ASSESSOR
FUND 10001 - GENERAL
FUNCTION GENERAL GOVERNMENT
ACTIVITY FINANCE

DETAIL BY REVENUE CATEGORY AND EXPENDITURE OBJECT	2014-2015 ACTUAL	2015-2016 ACTUAL	2016-2017 RECOMMENDED	2016-2017 ADOPTED BY BOARD OF SUPERVISORS
REVENUES				
LICENSES, PERMITS AND FRANCHISES	(570)			
INTERGOVERNMENTAL REVENUES-STATE	1,162	258		
CHARGES FOR SERVICES	2,237,572	2,248,730	2,245,510	2,245,510
MISCELLANEOUS REVENUES		3,763		
TRANSFERS IN	587,400	28,864	760,000	760,000
TOTAL REVENUES	**2,825,564**	**2,281,615**	**3,005,510**	**3,005,510**
EXPENDITURES/APPROPRIATIONS				
SALARIES AND BENEFITS	7,715,099	7,652,473	8,383,269	8,383,269
SERVICES AND SUPPLIES	2,009,148	1,880,367	2,254,229	2,254,229
OTHER CHARGES	3,500	4,500	13,025	13,025
CAPITAL ASSETS-EQUIPMENT	1,234			
COST REIMBURSEMENTS	(259,500)	(261,746)	(261,750)	(261,750)
TOTAL EXPENDITURES/APPROPRIATIONS	**9,469,481**	**9,275,594**	**10,388,773**	**10,388,773**
NET COST	**6,643,916**	**6,993,979**	**7,383,263**	**7,383,263**

COUNTY OF SAN JOAQUIN
SCHEDULE 9
DETAIL OF FINANCING SOURCES AND FINANCING USES
GOVERNMENTAL FUNDS
FISCAL YEAR 2016-2017

BUDGET UNIT 1011200000 - PURCHASING SUPPORT SVS
FUND 10001 - GENERAL
FUNCTION GENERAL GOVERNMENT
ACTIVITY FINANCE

DETAIL BY REVENUE CATEGORY AND EXPENDITURE OBJECT	2014-2015 ACTUAL	2015-2016 ACTUAL	2016-2017 RECOMMENDED	2016-2017 ADOPTED BY BOARD OF SUPERVISORS
REVENUES				
CHARGES FOR SERVICES	159,257	208,004	141,110	141,110
MISCELLANEOUS REVENUES	60,063	53,123	45,500	45,500
TOTAL REVENUES	**219,319**	**261,127**	**186,610**	**186,610**
EXPENDITURES/APPROPRIATIONS				
SALARIES AND BENEFITS	2,037,064	2,207,571	2,366,703	2,366,703
SERVICES AND SUPPLIES	1,213,464	1,091,698	1,334,513	1,334,513
CAPITAL ASSETS-EQUIPMENT	5,234		42,000	42,000
COST REIMBURSEMENTS	(2,417,671)	(2,293,610)	(2,958,151)	(2,958,151)
TRANSFERS OUT			10,000	10,000
TOTAL EXPENDITURES/APPROPRIATIONS	**838,091**	**1,005,659**	**795,065**	**795,065**
NET COST	**618,772**	**744,531**	**608,455**	**608,455**

COUNTY OF SAN JOAQUIN
SCHEDULE 9
DETAIL OF FINANCING SOURCES AND FINANCING USES
GOVERNMENTAL FUNDS
FISCAL YEAR 2016-2017

BUDGET UNIT 1011600000 - REVENUE AND RECOVERY
FUND 10001 - GENERAL
FUNCTION GENERAL GOVERNMENT
ACTIVITY FINANCE

DETAIL BY REVENUE CATEGORY AND EXPENDITURE OBJECT	2014-2015 ACTUAL	2015-2016 ACTUAL	2016-2017 RECOMMENDED	2016-2017 ADOPTED BY BOARD OF SUPERVISORS
REVENUES				
REVENUE FROM USE OF MONEY AND PROPERTY	310,349	432,030	325,000	325,000
INTERGOVERNMENTAL REVENUES-STATE	19,126	14,466	15,000	15,000
CHARGES FOR SERVICES	650,504	372,586	351,000	351,000
MISCELLANEOUS REVENUES	623	12,695	35,500	35,500
TOTAL REVENUES	**980,602**	**831,776**	**726,500**	**726,500**
EXPENDITURES/APPROPRIATIONS				
SALARIES AND BENEFITS	1,272,280	1,220,032	1,267,596	1,267,596
SERVICES AND SUPPLIES	380,313	357,135	413,108	413,108
COST REIMBURSEMENTS	(745,477)	(783,239)	(775,000)	(775,000)
TOTAL EXPENDITURES/APPROPRIATIONS	**907,116**	**793,928**	**905,704**	**905,704**
NET COST	**(73,486)**	**(37,848)**	**179,204**	**179,204**

COUNTY OF SAN JOAQUIN
SCHEDULE 9
DETAIL OF FINANCING SOURCES AND FINANCING USES
GOVERNMENTAL FUNDS
FISCAL YEAR 2016-2017

BUDGET UNIT 1011800000 - COUNTY COUNSEL
FUND 10001 - GENERAL
FUNCTION GENERAL GOVERNMENT
ACTIVITY COUNSEL

DETAIL BY REVENUE CATEGORY AND EXPENDITURE OBJECT	2014-2015 ACTUAL	2015-2016 ACTUAL	2016-2017 RECOMMENDED	2016-2017 ADOPTED BY BOARD OF SUPERVISORS
REVENUES				
INTERGOVERNMENTAL REVENUES-STATE	2,964	20,267		
CHARGES FOR SERVICES	239,049	258,164	147,886	147,886
TOTAL REVENUES	**242,013**	**278,431**	**147,886**	**147,886**
EXPENDITURES/APPROPRIATIONS				
SALARIES AND BENEFITS	3,831,251	3,898,322	4,087,182	4,087,182
SERVICES AND SUPPLIES	208,167	173,098	299,901	299,901
COST REIMBURSEMENTS	(2,464,658)	(2,547,547)	(2,753,342)	(2,753,342)
TOTAL EXPENDITURES/APPROPRIATIONS	**1,574,760**	**1,523,874**	**1,633,741**	**1,633,741**
NET COST	**1,332,746**	**1,245,442**	**1,485,855**	**1,485,855**

COUNTY OF SAN JOAQUIN
SCHEDULE 9
DETAIL OF FINANCING SOURCES AND FINANCING USES
GOVERNMENTAL FUNDS
FISCAL YEAR 2016-2017

BUDGET UNIT 1012400000 - HUMAN RESOURCES
FUND 10001 - GENERAL
FUNCTION GENERAL GOVERNMENT
ACTIVITY PERSONNEL

DETAIL BY REVENUE CATEGORY AND EXPENDITURE OBJECT	2014-2015 ACTUAL	2015-2016 ACTUAL	2016-2017 RECOMMENDED	2016-2017 ADOPTED BY BOARD OF SUPERVISORS
REVENUES				
INTERGOVERNMENTAL REVENUES-STATE	15,741	10,138		
CHARGES FOR SERVICES	511,503	545,821	550,944	550,944
MISCELLANEOUS REVENUES	35,234	32,641	102,413	102,413
TOTAL REVENUES	**562,478**	**588,600**	**653,357**	**653,357**
EXPENDITURES/APPROPRIATIONS				
SALARIES AND BENEFITS	5,696,659	5,902,915	6,763,804	6,763,804
SERVICES AND SUPPLIES	2,172,072	2,432,909	3,014,905	3,014,905
COST REIMBURSEMENTS	(5,043,905)	(7,648,852)	(7,719,093)	(7,719,093)
TOTAL EXPENDITURES/APPROPRIATIONS	**2,824,826**	**686,972**	**2,059,616**	**2,059,616**
NET COST	**2,262,348**	**98,371**	**1,406,259**	**1,406,259**

COUNTY OF SAN JOAQUIN
SCHEDULE 9
DETAIL OF FINANCING SOURCES AND FINANCING USES
GOVERNMENTAL FUNDS
FISCAL YEAR 2016-2017

BUDGET UNIT 1013000000 - REGISTRAR OF VOTERS
FUND 10001 - GENERAL
FUNCTION GENERAL GOVERNMENT
ACTIVITY ELECTIONS

DETAIL BY REVENUE CATEGORY AND EXPENDITURE OBJECT	2014-2015 ACTUAL	2015-2016 ACTUAL	2016-2017 RECOMMENDED	2016-2017 ADOPTED BY BOARD OF SUPERVISORS
REVENUES				
INTERGOVERNMENTAL REVENUES-STATE	789,542	181,154	19,545	19,545
INTERGOVERNMENTAL REVENUES-FEDERAL		41,154		
CHARGES FOR SERVICES	1,596,235	792,863	1,865,000	1,865,000
MISCELLANEOUS REVENUES	8,980	7,420	5,000	5,000
TRANSFERS IN			426,580	426,580
TOTAL REVENUES	**2,394,757**	**1,022,591**	**2,316,125**	**2,316,125**
EXPENDITURES/APPROPRIATIONS				
SALARIES AND BENEFITS	1,693,673	1,833,523	1,986,163	1,986,163
SERVICES AND SUPPLIES	2,729,872	2,735,484	3,459,442	3,459,442
CAPITAL ASSETS-STRUCTURES AND IMPROVEMENTS	10,239			
TOTAL EXPENDITURES/APPROPRIATIONS	**4,433,783**	**4,569,008**	**5,445,605**	**5,445,605**
NET COST	**2,039,025**	**3,546,416**	**3,129,480**	**3,129,480**

COUNTY OF SAN JOAQUIN
SCHEDULE 9
DETAIL OF FINANCING SOURCES AND FINANCING USES
GOVERNMENTAL FUNDS
FISCAL YEAR 2016-2017

BUDGET UNIT 1014200000 - FACILITIES MANAGEMENT
FUND 10001 - GENERAL
FUNCTION GENERAL GOVERNMENT
ACTIVITY PROPERTY MANAGEMENT

DETAIL BY REVENUE CATEGORY AND EXPENDITURE OBJECT	2014-2015 ACTUAL	2015-2016 ACTUAL	2016-2017 RECOMMENDED	2016-2017 ADOPTED BY BOARD OF SUPERVISORS
REVENUES				
REVENUE FROM USE OF MONEY AND PROPERTY	430,942	393,602	454,585	454,585
CHARGES FOR SERVICES	184,823	195,122	208,582	208,582
MISCELLANEOUS REVENUES	1			
TRANSFERS IN		146,318		
TOTAL REVENUES	**615,766**	**735,041**	**663,167**	**663,167**
EXPENDITURES/APPROPRIATIONS				
SALARIES AND BENEFITS	4,265,488	3,928,610	4,304,467	4,304,467
SERVICES AND SUPPLIES	5,387,420	5,419,826	6,275,469	6,275,469
OTHER CHARGES	378,727	332,441	334,913	334,913
CAPITAL ASSETS-EQUIPMENT	29,556			
COST REIMBURSEMENTS	(2,734,243)	(2,260,312)	(3,250,274)	(3,250,274)
TOTAL EXPENDITURES/APPROPRIATIONS	**7,326,949**	**7,420,566**	**7,664,575**	**7,664,575**
NET COST	**6,711,182**	**6,685,524**	**7,001,408**	**7,001,408**

COUNTY OF SAN JOAQUIN
SCHEDULE 9
DETAIL OF FINANCING SOURCES AND FINANCING USES
GOVERNMENTAL FUNDS
FISCAL YEAR 2016-2017

BUDGET UNIT 1014300000 - CAPITAL PROJECT ADMIN
FUND 10001 - GENERAL
FUNCTION GENERAL GOVERNMENT
ACTIVITY PROPERTY MANAGEMENT

DETAIL BY REVENUE CATEGORY AND EXPENDITURE OBJECT	2014-2015 ACTUAL	2015-2016 ACTUAL	2016-2017 RECOMMENDED	2016-2017 ADOPTED BY BOARD OF SUPERVISORS
REVENUES				
CHARGES FOR SERVICES		10,756		
TOTAL REVENUES		**10,756**		
EXPENDITURES/APPROPRIATIONS				
SALARIES AND BENEFITS	507,619	686,293	759,272	759,272
SERVICES AND SUPPLIES	93,654	96,206	178,326	178,326
COST REIMBURSEMENTS	(601,317)	(772,464)	(937,598)	(937,598)
TOTAL EXPENDITURES/APPROPRIATIONS	**(44)**	**10,035**		
NET COST	**(43)**	**(721)**		

COUNTY OF SAN JOAQUIN
SCHEDULE 9
DETAIL OF FINANCING SOURCES AND FINANCING USES
GOVERNMENTAL FUNDS
FISCAL YEAR 2016-2017

BUDGET UNIT	1014400000 - AIRPORT EAST BUSINESS PARK
FUND	20048 - AIRPORT EAST PROJECT
FUNCTION	GENERAL GOVERNMENT
ACTIVITY	PROPERTY MANAGEMENT

DETAIL BY REVENUE CATEGORY AND EXPENDITURE OBJECT	2014-2015 ACTUAL	2015-2016 ACTUAL	2016-2017 RECOMMENDED	2016-2017 ADOPTED BY BOARD OF SUPERVISORS
EXPENDITURES/APPROPRIATIONS				
CAPITAL ASSETS-STRUCTURES AND IMPROVEMENTS	45,721	275,218		
TOTAL EXPENDITURES/APPROPRIATIONS	**45,721**	**275,218**		
NET COST	**45,721**	**275,218**		

COUNTY OF SAN JOAQUIN
SCHEDULE 9
DETAIL OF FINANCING SOURCES AND FINANCING USES
GOVERNMENTAL FUNDS
FISCAL YEAR 2016-2017

BUDGET UNIT 1015400000 - ECONOMIC PROMOTION
FUND 10001 - GENERAL
FUNCTION GENERAL GOVERNMENT
ACTIVITY PROMOTION

DETAIL BY REVENUE CATEGORY AND EXPENDITURE OBJECT	2014-2015 ACTUAL	2015-2016 ACTUAL	2016-2017 RECOMMENDED	2016-2017 ADOPTED BY BOARD OF SUPERVISORS
REVENUES				
TAXES			400,000	400,000
TOTAL REVENUES			**400,000**	**400,000**
EXPENDITURES/APPROPRIATIONS				
SERVICES AND SUPPLIES		108,799	136,200	136,200
OTHER CHARGES	132,409	146,641	156,642	156,642
TOTAL EXPENDITURES/APPROPRIATIONS	**132,409**	**255,440**	**292,842**	**292,842**
NET COST	**132,408**	**255,440**	**(107,158)**	**(107,158)**

COUNTY OF SAN JOAQUIN
SCHEDULE 9
DETAIL OF FINANCING SOURCES AND FINANCING USES
GOVERNMENTAL FUNDS
FISCAL YEAR 2016-2017

BUDGET UNIT	**1016000000 - SURVEYOR**
FUND	**10001 - GENERAL**
FUNCTION	**GENERAL GOVERNMENT**
ACTIVITY	**OTHER GENERAL**

DETAIL BY REVENUE CATEGORY AND EXPENDITURE OBJECT	2014-2015 ACTUAL	2015-2016 ACTUAL	2016-2017 RECOMMENDED	2016-2017 ADOPTED BY BOARD OF SUPERVISORS
REVENUES				
CHARGES FOR SERVICES	293,319	259,866	293,061	293,061
TRANSFERS IN		20,000	10,000	10,000
TOTAL REVENUES	**293,319**	**279,866**	**303,061**	**303,061**
EXPENDITURES/APPROPRIATIONS				
SALARIES AND BENEFITS	206,268	217,556	302,829	302,829
SERVICES AND SUPPLIES	71,093	144,552	140,306	140,306
CAPITAL ASSETS-EQUIPMENT		25,016		
COST REIMBURSEMENTS	(7,458)	(3,837)	(6,000)	(6,000)
TOTAL EXPENDITURES/APPROPRIATIONS	**269,903**	**383,286**	**437,135**	**437,135**
NET COST	**(23,415)**	**103,420**	**134,074**	**134,074**

COUNTY OF SAN JOAQUIN
SCHEDULE 9
DETAIL OF FINANCING SOURCES AND FINANCING USES
GOVERNMENTAL FUNDS
FISCAL YEAR 2016-2017

BUDGET UNIT 1016500000 - REBATE-REFUN-JUDGMENT-DAMAGE
FUND 10001 - GENERAL
FUNCTION GENERAL GOVERNMENT
ACTIVITY OTHER GENERAL

DETAIL BY REVENUE CATEGORY AND EXPENDITURE OBJECT	2014-2015 ACTUAL	2015-2016 ACTUAL	2016-2017 RECOMMENDED	2016-2017 ADOPTED BY BOARD OF SUPERVISORS
REVENUES				
MISCELLANEOUS REVENUES	446	1,343		
TOTAL REVENUES	**446**	**1,343**		
EXPENDITURES/APPROPRIATIONS				
SERVICES AND SUPPLIES	44,115	5,752	65,000	65,000
OTHER CHARGES			500	500
TOTAL EXPENDITURES/APPROPRIATIONS	**44,115**	**5,752**	**65,500**	**65,500**
NET COST	**43,669**	**4,409**	**65,500**	**65,500**

COUNTY OF SAN JOAQUIN
SCHEDULE 9
DETAIL OF FINANCING SOURCES AND FINANCING USES
GOVERNMENTAL FUNDS
FISCAL YEAR 2016-2017

BUDGET UNIT 1018000000 - BLDG-EQUIP USE AND DEBT SVS
FUND 10001 - GENERAL
FUNCTION GENERAL GOVERNMENT
ACTIVITY OTHER GENERAL

DETAIL BY REVENUE CATEGORY AND EXPENDITURE OBJECT	2014-2015 ACTUAL	2015-2016 ACTUAL	2016-2017 RECOMMENDED	2016-2017 ADOPTED BY BOARD OF SUPERVISORS
REVENUES				
TRANSFERS IN	8,373,082	8,580,478	8,575,754	8,575,754
TOTAL REVENUES	**8,373,082**	**8,580,478**	**8,575,754**	**8,575,754**
EXPENDITURES/APPROPRIATIONS				
SERVICES AND SUPPLIES	14,296,760	15,420,520	15,594,522	15,594,522
COST REIMBURSEMENTS	(1,474,407)	(1,469,641)	(1,493,255)	(1,493,255)
TOTAL EXPENDITURES/APPROPRIATIONS	**12,822,354**	**13,950,879**	**14,101,267**	**14,101,267**
NET COST	**4,449,271**	**5,370,401**	**5,525,513**	**5,525,513**

COUNTY OF SAN JOAQUIN
SCHEDULE 9
DETAIL OF FINANCING SOURCES AND FINANCING USES
GOVERNMENTAL FUNDS
FISCAL YEAR 2016-2017

BUDGET UNIT 1040148000 - PUBLIC IMPROVEMENT
FUND 37004 - CAPITAL OUTLAY
FUNCTION GENERAL GOVERNMENT
ACTIVITY PROPERTY MANAGEMENT

DETAIL BY REVENUE CATEGORY AND EXPENDITURE OBJECT	2014-2015 ACTUAL	2015-2016 ACTUAL	2016-2017 RECOMMENDED	2016-2017 ADOPTED BY BOARD OF SUPERVISORS
REVENUES				
REVENUE FROM USE OF MONEY AND PROPERTY	506,143	711,924	636,883	636,883
INTERGOVERNMENTAL REVENUES-OTHER	31,261		153,239	153,239
MISCELLANEOUS REVENUES	40,333			
TRANSFERS IN	12,800,648	6,958,957	2,950,000	2,950,000
OTHER FINANCING SOURCES	57,335	57,335	57,335	57,335
TOTAL REVENUES	**13,435,720**	**7,728,216**	**3,797,457**	**3,797,457**
EXPENDITURES/APPROPRIATIONS				
CAPITAL ASSETS-STRUCTURES AND IMPROVEMENTS	708,399	494,321	3,150,000	3,150,000
TOTAL EXPENDITURES/APPROPRIATIONS	**708,399**	**494,321**	**3,150,000**	**3,150,000**
NET COST	**(12,727,321)**	**(7,233,894)**	**(647,457)**	**(647,457)**

COUNTY OF SAN JOAQUIN
SCHEDULE 9
DETAIL OF FINANCING SOURCES AND FINANCING USES
GOVERNMENTAL FUNDS
FISCAL YEAR 2016-2017

BUDGET UNIT 1040148100 - PUBLIC IMPROVEMENT-CDBG
FUND 37004 - CAPITAL OUTLAY
FUNCTION GENERAL GOVERNMENT
ACTIVITY PROPERTY MANAGEMENT

DETAIL BY REVENUE CATEGORY AND EXPENDITURE OBJECT	2014-2015 ACTUAL	2015-2016 ACTUAL	2016-2017 RECOMMENDED	2016-2017 ADOPTED BY BOARD OF SUPERVISORS
REVENUES				
INTERGOVERNMENTAL REVENUES-FEDERAL	347,272	512,620	1,583,284	1,583,284
TOTAL REVENUES	**347,272**	**512,620**	**1,583,284**	**1,583,284**
EXPENDITURES/APPROPRIATIONS				
CAPITAL ASSETS-STRUCTURES AND IMPROVEMENTS	347,272	531,003	1,583,284	1,583,284
TOTAL EXPENDITURES/APPROPRIATIONS	**347,272**	**531,003**	**1,583,284**	**1,583,284**
NET COST		**18,382**		

COUNTY OF SAN JOAQUIN
SCHEDULE 9
DETAIL OF FINANCING SOURCES AND FINANCING USES
GOVERNMENTAL FUNDS
FISCAL YEAR 2016-2017

BUDGET UNIT 1040148300 - PUBLIC IMPROVEMENT-FAC MGMT
FUND 37004 - CAPITAL OUTLAY
FUNCTION GENERAL GOVERNMENT
ACTIVITY PROPERTY MANAGEMENT

DETAIL BY REVENUE CATEGORY AND EXPENDITURE OBJECT	2014-2015 ACTUAL	2015-2016 ACTUAL	2016-2017 RECOMMENDED	2016-2017 ADOPTED BY BOARD OF SUPERVISORS
REVENUES				
TRANSFERS IN	1,777,802	2,414,494	1,750,000	1,750,000
TOTAL REVENUES	**1,777,802**	**2,414,494**	**1,750,000**	**1,750,000**
EXPENDITURES/APPROPRIATIONS				
CAPITAL ASSETS-STRUCTURES AND IMPROVEMENTS	1,734,405	4,707,390	7,580,000	7,580,000
TRANSFERS OUT		228,793		
TOTAL EXPENDITURES/APPROPRIATIONS	**1,734,405**	**4,936,183**	**7,580,000**	**7,580,000**
NET COST	**(43,396)**	**2,521,688**	**5,830,000**	**5,830,000**

COUNTY OF SAN JOAQUIN
SCHEDULE 9
DETAIL OF FINANCING SOURCES AND FINANCING USES
GOVERNMENTAL FUNDS
FISCAL YEAR 2016-2017

BUDGET UNIT 1111066000 - PROVISION FOR CONTINGENCIES
FUND 10011 - CONTINGENCY
FUNCTION CONTINGENCY RESERVE
ACTIVITY RESERVE

DETAIL BY REVENUE CATEGORY AND EXPENDITURE OBJECT	2014-2015 ACTUAL	2015-2016 ACTUAL	2016-2017 RECOMMENDED	2016-2017 ADOPTED BY BOARD OF SUPERVISORS
REVENUES				
TRANSFERS IN	7,842,500	7,763,537	13,623,345	13,555,087
OTHER FINANCING SOURCES	447,461	447,413	366,674	366,674
TOTAL REVENUES	**8,289,961**	**8,210,950**	**13,990,019**	**13,921,761**
EXPENDITURES/APPROPRIATIONS				
TRANSFERS OUT	2,209,424	221,318		
APPROPRIATIONS FOR CONTINGENCIES			54,062,431	53,994,173
TOTAL EXPENDITURES/APPROPRIATIONS	**2,209,424**	**221,318**	**54,062,431**	**53,994,173**
NET COST	**(6,080,537)**	**(7,989,631)**	**40,072,412**	**40,072,412**

COUNTY OF SAN JOAQUIN
SCHEDULE 9
DETAIL OF FINANCING SOURCES AND FINANCING USES
GOVERNMENTAL FUNDS
FISCAL YEAR 2016-2017

BUDGET UNIT 2020200000 - DISTRICT ATTORNEY
FUND 10001 - GENERAL
FUNCTION PUBLIC PROTECTION
ACTIVITY JUDICIAL

DETAIL BY REVENUE CATEGORY AND EXPENDITURE OBJECT	2014-2015 ACTUAL	2015-2016 ACTUAL	2016-2017 RECOMMENDED	2016-2017 ADOPTED BY BOARD OF SUPERVISORS
REVENUES				
FINES, FORFEITURES AND PENALTIES	2,200	3,000	2,400	2,400
INTERGOVERNMENTAL REVENUES-STATE	5,825,359	5,778,759	5,660,144	5,660,144
CHARGES FOR SERVICES	372,930	316,385	380,000	380,000
MISCELLANEOUS REVENUES		299		
TRANSFERS IN	86,176	60,000	739,500	739,500
TOTAL REVENUES	**6,286,666**	**6,158,443**	**6,782,044**	**6,782,044**
EXPENDITURES/APPROPRIATIONS				
SALARIES AND BENEFITS	22,949,157	23,300,272	26,832,478	26,832,478
SERVICES AND SUPPLIES	2,436,254	3,226,532	3,395,053	3,395,053
CAPITAL ASSETS-EQUIPMENT	48,059		336,000	336,000
COST REIMBURSEMENTS	(2,597,062)	(2,121,247)	(2,822,594)	(2,822,594)
TOTAL EXPENDITURES/APPROPRIATIONS	**22,836,407**	**24,405,557**	**27,740,937**	**27,740,937**
NET COST	**16,549,741**	**18,247,113**	**20,958,893**	**20,958,893**

COUNTY OF SAN JOAQUIN
SCHEDULE 9
DETAIL OF FINANCING SOURCES AND FINANCING USES
GOVERNMENTAL FUNDS
FISCAL YEAR 2016-2017

BUDGET UNIT 2020202000 - DA-REAL ESTATE FRAUD
FUND 10001 - GENERAL
FUNCTION PUBLIC PROTECTION
ACTIVITY JUDICIAL

DETAIL BY REVENUE CATEGORY AND EXPENDITURE OBJECT	2014-2015 ACTUAL	2015-2016 ACTUAL	2016-2017 RECOMMENDED	2016-2017 ADOPTED BY BOARD OF SUPERVISORS
REVENUES				
TRANSFERS IN	641,942	446,204	639,300	639,300
TOTAL REVENUES	**641,942**	**446,204**	**639,300**	**639,300**
EXPENDITURES/APPROPRIATIONS				
SERVICES AND SUPPLIES	641,942	446,204	639,300	639,300
TOTAL EXPENDITURES/APPROPRIATIONS	**641,942**	**446,204**	**639,300**	**639,300**
NET COST				

COUNTY OF SAN JOAQUIN
SCHEDULE 9
DETAIL OF FINANCING SOURCES AND FINANCING USES
GOVERNMENTAL FUNDS
FISCAL YEAR 2016-2017

BUDGET UNIT 2020205000 - DA-VICTIM ASSISTANCE
FUND 10001 - GENERAL
FUNCTION PUBLIC PROTECTION
ACTIVITY JUDICIAL

DETAIL BY REVENUE CATEGORY AND EXPENDITURE OBJECT	2014-2015 ACTUAL	2015-2016 ACTUAL	2016-2017 RECOMMENDED	2016-2017 ADOPTED BY BOARD OF SUPERVISORS
REVENUES				
INTERGOVERNMENTAL REVENUES-STATE	551,864	916,377	688,134	688,134
TOTAL REVENUES	**551,864**	**916,377**	**688,134**	**688,134**
EXPENDITURES/APPROPRIATIONS				
SALARIES AND BENEFITS	652,406	596,067	627,651	627,651
SERVICES AND SUPPLIES	40,576	50,752	60,483	60,483
TOTAL EXPENDITURES/APPROPRIATIONS	**692,982**	**646,820**	**688,134**	**688,134**
NET COST	**141,118**	**(269,557)**		

COUNTY OF SAN JOAQUIN
SCHEDULE 9
DETAIL OF FINANCING SOURCES AND FINANCING USES
GOVERNMENTAL FUNDS
FISCAL YEAR 2016-2017

BUDGET UNIT 2020206000 - DA-CONSUMER FRAUD-PROP 64
FUND 10001 - GENERAL
FUNCTION PUBLIC PROTECTION
ACTIVITY JUDICIAL

DETAIL BY REVENUE CATEGORY AND EXPENDITURE OBJECT	2014-2015 ACTUAL	2015-2016 ACTUAL	2016-2017 RECOMMENDED	2016-2017 ADOPTED BY BOARD OF SUPERVISORS
REVENUES				
TRANSFERS IN	1,498,995	1,798,599	2,189,748	2,189,748
TOTAL REVENUES	**1,498,995**	**1,798,599**	**2,189,748**	**2,189,748**
EXPENDITURES/APPROPRIATIONS				
SALARIES AND BENEFITS	1,616,611	2,039,193	2,280,758	2,280,758
SERVICES AND SUPPLIES	220,361	138,684	320,998	320,998
COST REIMBURSEMENTS	(414,015)	(377,853)	(412,008)	(412,008)
TOTAL EXPENDITURES/APPROPRIATIONS	**1,422,958**	**1,800,024**	**2,189,748**	**2,189,748**
NET COST	**(76,037)**	**1,425**		

COUNTY OF SAN JOAQUIN
SCHEDULE 9
DETAIL OF FINANCING SOURCES AND FINANCING USES
GOVERNMENTAL FUNDS
FISCAL YEAR 2016-2017

BUDGET UNIT	**2020207000 - DA-EPU INVESTIGATION_PROSECUTI**
FUND	**10001 - GENERAL**
FUNCTION	**PUBLIC PROTECTION**
ACTIVITY	**JUDICIAL**

DETAIL BY REVENUE CATEGORY AND EXPENDITURE OBJECT	2014-2015 ACTUAL	2015-2016 ACTUAL	2016-2017 RECOMMENDED	2016-2017 ADOPTED BY BOARD OF SUPERVISORS
REVENUES				
TRANSFERS IN	20,874	19,113	355,000	355,000
OTHER FINANCING SOURCES				
TOTAL REVENUES	**20,874**	**19,113**	**355,000**	**355,000**
EXPENDITURES/APPROPRIATIONS				
SERVICES AND SUPPLIES	20,874	19,113	355,000	355,000
TOTAL EXPENDITURES/APPROPRIATIONS	**20,874**	**19,113**	**355,000**	**355,000**
NET COST				

COUNTY OF SAN JOAQUIN
SCHEDULE 9
DETAIL OF FINANCING SOURCES AND FINANCING USES
GOVERNMENTAL FUNDS
FISCAL YEAR 2016-2017

BUDGET UNIT 2020209000 - DA-CHILD ABDUCTION
FUND 10001 - GENERAL
FUNCTION PUBLIC PROTECTION
ACTIVITY JUDICIAL

DETAIL BY REVENUE CATEGORY AND EXPENDITURE OBJECT	2014-2015 ACTUAL	2015-2016 ACTUAL	2016-2017 RECOMMENDED	2016-2017 ADOPTED BY BOARD OF SUPERVISORS
REVENUES				
INTERGOVERNMENTAL REVENUES-STATE	1,341,179	714,890	604,038	604,038
MISCELLANEOUS REVENUES	1,796	1,021	2,000	2,000
TOTAL REVENUES	**1,342,975**	**715,911**	**606,038**	**606,038**
EXPENDITURES/APPROPRIATIONS				
SALARIES AND BENEFITS	384,427	372,782	384,925	384,925
SERVICES AND SUPPLIES	242,743	54,737	221,113	221,113
TOTAL EXPENDITURES/APPROPRIATIONS	**627,170**	**427,519**	**606,038**	**606,038**
NET COST	**(715,805)**	**(288,391)**		

COUNTY OF SAN JOAQUIN
SCHEDULE 9
DETAIL OF FINANCING SOURCES AND FINANCING USES
GOVERNMENTAL FUNDS
FISCAL YEAR 2016-2017

BUDGET UNIT 2020210000 - DA-NARCOTICS ENFORCEMENT
FUND 20034 - DA NARC ENFORCEMENT
FUNCTION PUBLIC PROTECTION
ACTIVITY JUDICIAL

DETAIL BY REVENUE CATEGORY AND EXPENDITURE OBJECT	2014-2015 ACTUAL	2015-2016 ACTUAL	2016-2017 RECOMMENDED	2016-2017 ADOPTED BY BOARD OF SUPERVISORS
REVENUES				
REVENUE FROM USE OF MONEY AND PROPERTY	40	216	200	200
MISCELLANEOUS REVENUES	29,052	87,308	37,800	37,800
TOTAL REVENUES	**29,092**	**87,524**	**38,000**	**38,000**
EXPENDITURES/APPROPRIATIONS				
SERVICES AND SUPPLIES	5,000	2,500	10,500	10,500
TRANSFERS OUT			27,500	27,500
TOTAL EXPENDITURES/APPROPRIATIONS	**5,000**	**2,500**	**38,000**	**38,000**
NET COST	**(24,091)**	**(85,024)**		

COUNTY OF SAN JOAQUIN
SCHEDULE 9
DETAIL OF FINANCING SOURCES AND FINANCING USES
GOVERNMENTAL FUNDS
FISCAL YEAR 2016-2017

BUDGET UNIT 2020212000 - DA-AUTO INSURANCE FRAUD
FUND 10001 - GENERAL
FUNCTION PUBLIC PROTECTION
ACTIVITY JUDICIAL

DETAIL BY REVENUE CATEGORY AND EXPENDITURE OBJECT	2014-2015 ACTUAL	2015-2016 ACTUAL	2016-2017 RECOMMENDED	2016-2017 ADOPTED BY BOARD OF SUPERVISORS
REVENUES				
INTERGOVERNMENTAL REVENUES-STATE	293,605		254,550	254,550
TOTAL REVENUES	**293,605**		**254,550**	**254,550**
EXPENDITURES/APPROPRIATIONS				
SERVICES AND SUPPLIES	293,605	236,550	254,550	254,550
TOTAL EXPENDITURES/APPROPRIATIONS	**293,605**	**236,550**	**254,550**	**254,550**
NET COST		**236,549**		

COUNTY OF SAN JOAQUIN
SCHEDULE 9
DETAIL OF FINANCING SOURCES AND FINANCING USES
GOVERNMENTAL FUNDS
FISCAL YEAR 2016-2017

BUDGET UNIT 2020216000 - DA-WORKERS COMP INS FRAUD
FUND 10001 - GENERAL
FUNCTION PUBLIC PROTECTION
ACTIVITY JUDICIAL

DETAIL BY REVENUE CATEGORY AND EXPENDITURE OBJECT	2014-2015 ACTUAL	2015-2016 ACTUAL	2016-2017 RECOMMENDED	2016-2017 ADOPTED BY BOARD OF SUPERVISORS
REVENUES				
INTERGOVERNMENTAL REVENUES-STATE	449,164	493,396	474,333	474,333
TOTAL REVENUES	**449,164**	**493,396**	**474,333**	**474,333**
EXPENDITURES/APPROPRIATIONS				
SERVICES AND SUPPLIES	449,164	496,316	474,333	474,333
TOTAL EXPENDITURES/APPROPRIATIONS	**449,164**	**496,316**	**474,333**	**474,333**
NET COST		**2,920**		

COUNTY OF SAN JOAQUIN
SCHEDULE 9
DETAIL OF FINANCING SOURCES AND FINANCING USES
GOVERNMENTAL FUNDS
FISCAL YEAR 2016-2017

BUDGET UNIT 2020217000 - DA-PUBLIC ASSISTANCE FRAUD
FUND 10001 - GENERAL
FUNCTION PUBLIC PROTECTION
ACTIVITY JUDICIAL

DETAIL BY REVENUE CATEGORY AND EXPENDITURE OBJECT	2014-2015 ACTUAL	2015-2016 ACTUAL	2016-2017 RECOMMENDED	2016-2017 ADOPTED BY BOARD OF SUPERVISORS
EXPENDITURES/APPROPRIATIONS				
SALARIES AND BENEFITS	1,523,985	1,580,214	2,369,627	2,369,627
SERVICES AND SUPPLIES	268,091	290,509	527,729	527,729
COST REIMBURSEMENTS	(800,000)	(1,870,722)	(2,897,356)	(2,897,356)
TOTAL EXPENDITURES/APPROPRIATIONS	**992,076**			
NET COST	**992,076**			

COUNTY OF SAN JOAQUIN
SCHEDULE 9
DETAIL OF FINANCING SOURCES AND FINANCING USES
GOVERNMENTAL FUNDS
FISCAL YEAR 2016-2017

BUDGET UNIT 2020225000 - DA-YOUTH GUN VIOLE-JAG
FUND 20024 - JUSTICE ASSISTANCE GRANT-JAG
FUNCTION PUBLIC PROTECTION
ACTIVITY JUDICIAL

DETAIL BY REVENUE CATEGORY AND EXPENDITURE OBJECT	2014-2015 ACTUAL	2015-2016 ACTUAL	2016-2017 RECOMMENDED	2016-2017 ADOPTED BY BOARD OF SUPERVISORS
REVENUES				
INTERGOVERNMENTAL REVENUES-FEDERAL	104,000		96,099	96,099
TOTAL REVENUES	**104,000**		**96,099**	**96,099**
EXPENDITURES/APPROPRIATIONS				
SERVICES AND SUPPLIES	104,218	96,279	96,099	96,099
TOTAL EXPENDITURES/APPROPRIATIONS	**104,218**	**96,279**	**96,099**	**96,099**
NET COST	**218**	**96,279**		

COUNTY OF SAN JOAQUIN
SCHEDULE 9
DETAIL OF FINANCING SOURCES AND FINANCING USES
GOVERNMENTAL FUNDS
FISCAL YEAR 2016-2017

BUDGET UNIT 2020273000 - DA-VICTIM WITNESS PROG
FUND 10001 - GENERAL
FUNCTION PUBLIC PROTECTION
ACTIVITY JUDICIAL

DETAIL BY REVENUE CATEGORY AND EXPENDITURE OBJECT	2014-2015 ACTUAL	2015-2016 ACTUAL	2016-2017 RECOMMENDED	2016-2017 ADOPTED BY BOARD OF SUPERVISORS
REVENUES				
INTERGOVERNMENTAL REVENUES-STATE	675,715	593,310	695,845	695,845
TOTAL REVENUES	**675,715**	**593,310**	**695,845**	**695,845**
EXPENDITURES/APPROPRIATIONS				
SALARIES AND BENEFITS	758,341	843,950	1,310,100	1,310,100
SERVICES AND SUPPLIES	30,277	37,635	67,568	67,568
CAPITAL ASSETS-EQUIPMENT		36,510		
COST REIMBURSEMENTS	(153,533)	(166,852)	(277,664)	(277,664)
TOTAL EXPENDITURES/APPROPRIATIONS	**635,085**	**751,243**	**1,100,004**	**1,100,004**
NET COST	**(40,630)**	**157,933**	**404,159**	**404,159**

COUNTY OF SAN JOAQUIN
SCHEDULE 9
DETAIL OF FINANCING SOURCES AND FINANCING USES
GOVERNMENTAL FUNDS
FISCAL YEAR 2016-2017

BUDGET UNIT 2020278110 - DA-VIOLENCE AGAINST WOMEN V
FUND 10001 - GENERAL
FUNCTION PUBLIC PROTECTION
ACTIVITY JUDICIAL

DETAIL BY REVENUE CATEGORY AND EXPENDITURE OBJECT	2014-2015 ACTUAL	2015-2016 ACTUAL	2016-2017 RECOMMENDED	2016-2017 ADOPTED BY BOARD OF SUPERVISORS
EXPENDITURES/APPROPRIATIONS				
SERVICES AND SUPPLIES		424		
TOTAL EXPENDITURES/APPROPRIATIONS		**424**		
NET COST		**424**		

COUNTY OF SAN JOAQUIN
SCHEDULE 9
DETAIL OF FINANCING SOURCES AND FINANCING USES
GOVERNMENTAL FUNDS
FISCAL YEAR 2016-2017

BUDGET UNIT 2020278240 - DA-RURAL CRIMES PREVENTION
FUND 10001 - GENERAL
FUNCTION PUBLIC PROTECTION
ACTIVITY JUDICIAL

DETAIL BY REVENUE CATEGORY AND EXPENDITURE OBJECT	2014-2015 ACTUAL	2015-2016 ACTUAL	2016-2017 RECOMMENDED	2016-2017 ADOPTED BY BOARD OF SUPERVISORS
REVENUES				
INTERGOVERNMENTAL REVENUES-STATE	270,253	279,066	255,000	255,000
TOTAL REVENUES	**270,253**	**279,066**	**255,000**	**255,000**
EXPENDITURES/APPROPRIATIONS				
SERVICES AND SUPPLIES	270,253	180,151	255,000	255,000
TOTAL EXPENDITURES/APPROPRIATIONS	**270,253**	**180,151**	**255,000**	**255,000**
NET COST		**(98,915)**		

COUNTY OF SAN JOAQUIN
SCHEDULE 9
DETAIL OF FINANCING SOURCES AND FINANCING USES
GOVERNMENTAL FUNDS
FISCAL YEAR 2016-2017

BUDGET UNIT 2020278250 - DA-CRIMINAL RESTITUTION PROG
FUND 10001 - GENERAL
FUNCTION PUBLIC PROTECTION
ACTIVITY JUDICIAL

DETAIL BY REVENUE CATEGORY AND EXPENDITURE OBJECT	2014-2015 ACTUAL	2015-2016 ACTUAL	2016-2017 RECOMMENDED	2016-2017 ADOPTED BY BOARD OF SUPERVISORS
REVENUES				
INTERGOVERNMENTAL REVENUES-STATE	155,122	268,840	199,665	199,665
TOTAL REVENUES	**155,122**	**268,840**	**199,665**	**199,665**
EXPENDITURES/APPROPRIATIONS				
SALARIES AND BENEFITS	203,792	236,584	238,308	238,308
SERVICES AND SUPPLIES	4,961	6,144	6,017	6,017
COST REIMBURSEMENTS			(44,660)	(44,660)
TOTAL EXPENDITURES/APPROPRIATIONS	**208,753**	**242,728**	**199,665**	**199,665**
NET COST	**53,631**	**(26,111)**		

COUNTY OF SAN JOAQUIN
SCHEDULE 9
DETAIL OF FINANCING SOURCES AND FINANCING USES
GOVERNMENTAL FUNDS
FISCAL YEAR 2016-2017

BUDGET UNIT 2020278270 - DA-UNDERSERVED VICTIM ADVOCACY
FUND 10001 - GENERAL
FUNCTION PUBLIC PROTECTION
ACTIVITY JUDICIAL

DETAIL BY REVENUE CATEGORY AND EXPENDITURE OBJECT	2014-2015 ACTUAL	2015-2016 ACTUAL	2016-2017 RECOMMENDED	2016-2017 ADOPTED BY BOARD OF SUPERVISORS
REVENUES				
INTERGOVERNMENTAL REVENUES-STATE	143,906	137,689	175,000	175,000
TOTAL REVENUES	**143,906**	**137,689**	**175,000**	**175,000**
EXPENDITURES/APPROPRIATIONS				
SERVICES AND SUPPLIES	157,115	138,456	218,750	218,750
COST REIMBURSEMENTS			(14,737)	(14,737)
TOTAL EXPENDITURES/APPROPRIATIONS	**157,115**	**138,456**	**204,013**	**204,013**
NET COST	**13,208**	**767**	**29,013**	**29,013**

COUNTY OF SAN JOAQUIN
SCHEDULE 9
DETAIL OF FINANCING SOURCES AND FINANCING USES
GOVERNMENTAL FUNDS
FISCAL YEAR 2016-2017

BUDGET UNIT 2020281000 - DA-SLESF-AB109
FUND 20052 - SUPPLE LAW ENFORCEMENT-AB109
FUNCTION PUBLIC PROTECTION
ACTIVITY JUDICIAL

DETAIL BY REVENUE CATEGORY AND EXPENDITURE OBJECT	2014-2015 ACTUAL	2015-2016 ACTUAL	2016-2017 RECOMMENDED	2016-2017 ADOPTED BY BOARD OF SUPERVISORS
REVENUES				
INTERGOVERNMENTAL REVENUES-STATE	229,561	254,682	250,000	250,000
TOTAL REVENUES	**229,561**	**254,682**	**250,000**	**250,000**
EXPENDITURES/APPROPRIATIONS				
SERVICES AND SUPPLIES	210,000	210,000	250,000	250,000
TOTAL EXPENDITURES/APPROPRIATIONS	**210,000**	**210,000**	**250,000**	**250,000**
NET COST	**(19,561)**	**(44,681)**		

COUNTY OF SAN JOAQUIN
SCHEDULE 9
DETAIL OF FINANCING SOURCES AND FINANCING USES
GOVERNMENTAL FUNDS
FISCAL YEAR 2016-2017

BUDGET UNIT 2020300000 - CHILD SUPPORT
FUND 20038 - CHILD SUPPORT SERVICES
FUNCTION PUBLIC PROTECTION
ACTIVITY JUDICIAL

DETAIL BY REVENUE CATEGORY AND EXPENDITURE OBJECT	2014-2015 ACTUAL	2015-2016 ACTUAL	2016-2017 RECOMMENDED	2016-2017 ADOPTED BY BOARD OF SUPERVISORS
REVENUES				
REVENUE FROM USE OF MONEY AND PROPERTY	3,372	7,232	3,200	3,200
INTERGOVERNMENTAL REVENUES-STATE	5,125,736	4,819,282	5,270,634	5,270,634
INTERGOVERNMENTAL REVENUES-FEDERAL	9,949,955	9,405,554	10,400,147	10,400,147
MISCELLANEOUS REVENUES		814		
TRANSFERS IN	4,912			
TOTAL REVENUES	**15,083,975**	**14,232,882**	**15,673,981**	**15,673,981**
EXPENDITURES/APPROPRIATIONS				
SALARIES AND BENEFITS	12,170,838	11,639,335	13,359,165	13,359,165
SERVICES AND SUPPLIES	2,378,344	2,568,432	2,301,616	2,301,616
CAPITAL ASSETS-EQUIPMENT	508,522	81,562	10,000	10,000
TOTAL EXPENDITURES/APPROPRIATIONS	**15,057,704**	**14,289,329**	**15,670,781**	**15,670,781**
NET COST	**(26,270)**	**56,447**	**(3,200)**	**(3,200)**

COUNTY OF SAN JOAQUIN
SCHEDULE 9
DETAIL OF FINANCING SOURCES AND FINANCING USES
GOVERNMENTAL FUNDS
FISCAL YEAR 2016-2017

BUDGET UNIT 2020400000 - PUBLIC DEFENDER
FUND 10001 - GENERAL
FUNCTION PUBLIC PROTECTION
ACTIVITY JUDICIAL

DETAIL BY REVENUE CATEGORY AND EXPENDITURE OBJECT	2014-2015 ACTUAL	2015-2016 ACTUAL	2016-2017 RECOMMENDED	2016-2017 ADOPTED BY BOARD OF SUPERVISORS
REVENUES				
INTERGOVERNMENTAL REVENUES-STATE	4,235,950	3,997,855	4,018,293	4,018,293
CHARGES FOR SERVICES	669,089	609,554	599,404	599,404
MISCELLANEOUS REVENUES	38	25,000		
TOTAL REVENUES	**4,905,078**	**4,632,409**	**4,617,697**	**4,617,697**
EXPENDITURES/APPROPRIATIONS				
SALARIES AND BENEFITS	12,551,743	12,900,720	13,541,518	13,541,518
SERVICES AND SUPPLIES	832,351	1,099,881	987,644	987,644
CAPITAL ASSETS-EQUIPMENT	2,279			
COST REIMBURSEMENTS	(194,240)	(233,037)	(538,448)	(538,448)
TOTAL EXPENDITURES/APPROPRIATIONS	**13,192,133**	**13,767,564**	**13,990,714**	**13,990,714**
NET COST	**8,287,054**	**9,135,154**	**9,373,017**	**9,373,017**

COUNTY OF SAN JOAQUIN
SCHEDULE 9
DETAIL OF FINANCING SOURCES AND FINANCING USES
GOVERNMENTAL FUNDS
FISCAL YEAR 2016-2017

BUDGET UNIT	**2021000000 - GRAND JURY**
FUND	**10001 - GENERAL**
FUNCTION	**PUBLIC PROTECTION**
ACTIVITY	**JUDICIAL**

DETAIL BY REVENUE CATEGORY AND EXPENDITURE OBJECT	2014-2015 ACTUAL	2015-2016 ACTUAL	2016-2017 RECOMMENDED	2016-2017 ADOPTED BY BOARD OF SUPERVISORS
EXPENDITURES/APPROPRIATIONS				
SERVICES AND SUPPLIES	185,258	286,551	199,829	199,829
TOTAL EXPENDITURES/APPROPRIATIONS	**185,258**	**286,551**	**199,829**	**199,829**
NET COST	**185,258**	**286,551**	**199,829**	**199,829**

COUNTY OF SAN JOAQUIN
SCHEDULE 9
DETAIL OF FINANCING SOURCES AND FINANCING USES
GOVERNMENTAL FUNDS
FISCAL YEAR 2016-2017

BUDGET UNIT 2021200000 - PRETRIAL SERVICES
FUND 10001 - GENERAL
FUNCTION PUBLIC PROTECTION
ACTIVITY JUDICIAL

DETAIL BY REVENUE CATEGORY AND EXPENDITURE OBJECT	2014-2015 ACTUAL	2015-2016 ACTUAL	2016-2017 RECOMMENDED	2016-2017 ADOPTED BY BOARD OF SUPERVISORS
REVENUES				
INTERGOVERNMENTAL REVENUES-STATE	377,503	380,964	390,135	390,135
MISCELLANEOUS REVENUES		160		
TOTAL REVENUES	**377,503**	**381,124**	**390,135**	**390,135**
EXPENDITURES/APPROPRIATIONS				
SALARIES AND BENEFITS	1,602,338	2,028,214	2,241,600	2,241,600
SERVICES AND SUPPLIES	101,961	176,802	307,312	307,312
CAPITAL ASSETS-STRUCTURES AND IMPROVEMENTS	12,816			
CAPITAL ASSETS-EQUIPMENT	6,353			
COST REIMBURSEMENTS	(820,661)	(1,348,774)	(1,450,238)	(1,450,238)
TOTAL EXPENDITURES/APPROPRIATIONS	**902,807**	**856,243**	**1,098,674**	**1,098,674**
NET COST	**525,303**	**475,118**	**708,539**	**708,539**

COUNTY OF SAN JOAQUIN
SCHEDULE 9
DETAIL OF FINANCING SOURCES AND FINANCING USES
GOVERNMENTAL FUNDS
FISCAL YEAR 2016-2017

BUDGET UNIT 2021201000 - ALCOHOL-DRUG ALTERNATIVE PROG
FUND 10001 - GENERAL
FUNCTION PUBLIC PROTECTION
ACTIVITY JUDICIAL

DETAIL BY REVENUE CATEGORY AND EXPENDITURE OBJECT	2014-2015 ACTUAL	2015-2016 ACTUAL	2016-2017 RECOMMENDED	2016-2017 ADOPTED BY BOARD OF SUPERVISORS
REVENUES				
INTERGOVERNMENTAL REVENUES-STATE	154,949	156,369	160,028	160,028
CHARGES FOR SERVICES	1,602	996	1,400	1,400
MISCELLANEOUS REVENUES		19		
TOTAL REVENUES	**156,551**	**157,384**	**161,428**	**161,428**
EXPENDITURES/APPROPRIATIONS				
SALARIES AND BENEFITS	354,732	281,406	324,621	324,621
SERVICES AND SUPPLIES	65,266	53,470	67,103	67,103
COST REIMBURSEMENTS	(52,853)			
TOTAL EXPENDITURES/APPROPRIATIONS	**367,145**	**334,876**	**391,724**	**391,724**
NET COST	**210,593**	**177,492**	**230,296**	**230,296**

COUNTY OF SAN JOAQUIN
SCHEDULE 9
DETAIL OF FINANCING SOURCES AND FINANCING USES
GOVERNMENTAL FUNDS
FISCAL YEAR 2016-2017

BUDGET UNIT 2021274000 - COUNTY SUPPORT TO COURTS
FUND 10001 - GENERAL
FUNCTION PUBLIC PROTECTION
ACTIVITY JUDICIAL

DETAIL BY REVENUE CATEGORY AND EXPENDITURE OBJECT	2014-2015 ACTUAL	2015-2016 ACTUAL	2016-2017 RECOMMENDED	2016-2017 ADOPTED BY BOARD OF SUPERVISORS
REVENUES				
FINES, FORFEITURES AND PENALTIES	3,973,338	4,156,850	4,250,000	4,250,000
INTERGOVERNMENTAL REVENUES-STATE	161,616	6,993	50,000	50,000
CHARGES FOR SERVICES	532,507	575,358	420,000	420,000
TRANSFERS IN	181,196	185,757	200,000	200,000
TOTAL REVENUES	**4,848,657**	**4,924,959**	**4,920,000**	**4,920,000**
EXPENDITURES/APPROPRIATIONS				
SERVICES AND SUPPLIES	10,349,978	10,366,913	11,215,758	11,215,758
TOTAL EXPENDITURES/APPROPRIATIONS	**10,349,978**	**10,366,913**	**11,215,758**	**11,215,758**
NET COST	**5,501,320**	**5,441,954**	**6,295,758**	**6,295,758**

COUNTY OF SAN JOAQUIN
SCHEDULE 9
DETAIL OF FINANCING SOURCES AND FINANCING USES
GOVERNMENTAL FUNDS
FISCAL YEAR 2016-2017

BUDGET UNIT 2021300000 - COURT ASSIGNED COUNSEL
FUND 10001 - GENERAL
FUNCTION PUBLIC PROTECTION
ACTIVITY JUDICIAL

DETAIL BY REVENUE CATEGORY AND EXPENDITURE OBJECT	2014-2015 ACTUAL	2015-2016 ACTUAL	2016-2017 RECOMMENDED	2016-2017 ADOPTED BY BOARD OF SUPERVISORS
REVENUES				
MISCELLANEOUS REVENUES	7,500			
TOTAL REVENUES	**7,500**			
EXPENDITURES/APPROPRIATIONS				
SERVICES AND SUPPLIES	4,638,672	4,822,853	5,269,587	5,269,587
TOTAL EXPENDITURES/APPROPRIATIONS	**4,638,672**	**4,822,853**	**5,269,587**	**5,269,587**
NET COST	**4,631,172**	**4,822,853**	**5,269,587**	**5,269,587**

COUNTY OF SAN JOAQUIN
SCHEDULE 9
DETAIL OF FINANCING SOURCES AND FINANCING USES
GOVERNMENTAL FUNDS
FISCAL YEAR 2016-2017

BUDGET UNIT 2021602000 - SHERIFF-BOATING SAFETY
FUND 10001 - GENERAL
FUNCTION PUBLIC PROTECTION
ACTIVITY POLICE PROTECTION

DETAIL BY REVENUE CATEGORY AND EXPENDITURE OBJECT	2014-2015 ACTUAL	2015-2016 ACTUAL	2016-2017 RECOMMENDED	2016-2017 ADOPTED BY BOARD OF SUPERVISORS
REVENUES				
TAXES	159,293	157,953	157,953	157,953
FINES, FORFEITURES AND PENALTIES	5,130	5,140	2,000	2,000
INTERGOVERNMENTAL REVENUES-STATE	719,033	728,693	730,327	730,327
CHARGES FOR SERVICES	2,450			
MISCELLANEOUS REVENUES		7,187		
TOTAL REVENUES	**885,907**	**898,972**	**890,280**	**890,280**
EXPENDITURES/APPROPRIATIONS				
SALARIES AND BENEFITS	1,338,218	1,448,775	1,378,234	1,378,234
SERVICES AND SUPPLIES	251,002	243,424	286,099	286,099
CAPITAL ASSETS-EQUIPMENT	88,204	76,626		
TOTAL EXPENDITURES/APPROPRIATIONS	**1,677,424**	**1,768,825**	**1,664,333**	**1,664,333**
NET COST	**791,516**	**869,852**	**774,053**	**774,053**

COUNTY OF SAN JOAQUIN
SCHEDULE 9
DETAIL OF FINANCING SOURCES AND FINANCING USES
GOVERNMENTAL FUNDS
FISCAL YEAR 2016-2017

BUDGET UNIT 2021606000 - SHERIFF-NARCOTICS ENFORCEMENT
FUND 20035 - SHERIFF NARC ENFORCEMENT
FUNCTION PUBLIC PROTECTION
ACTIVITY POLICE PROTECTION

DETAIL BY REVENUE CATEGORY AND EXPENDITURE OBJECT	2014-2015 ACTUAL	2015-2016 ACTUAL	2016-2017 RECOMMENDED	2016-2017 ADOPTED BY BOARD OF SUPERVISORS
REVENUES				
REVENUE FROM USE OF MONEY AND PROPERTY	111	248	100	100
MISCELLANEOUS REVENUES	9,547	16,106		
TOTAL REVENUES	**9,658**	**16,354**	**100**	**100**
EXPENDITURES/APPROPRIATIONS				
SERVICES AND SUPPLIES	3,314	3,304	45,401	45,401
TOTAL EXPENDITURES/APPROPRIATIONS	**3,314**	**3,304**	**45,401**	**45,401**
NET COST	**(6,343)**	**(13,050)**	**45,301**	**45,301**

COUNTY OF SAN JOAQUIN
SCHEDULE 9
DETAIL OF FINANCING SOURCES AND FINANCING USES
GOVERNMENTAL FUNDS
FISCAL YEAR 2016-2017

BUDGET UNIT 2021607000 - SHERIFF-NARCOTICS-FED-DOJ
FUND 20035 - SHERIFF NARC ENFORCEMENT
FUNCTION PUBLIC PROTECTION
ACTIVITY POLICE PROTECTION

DETAIL BY REVENUE CATEGORY AND EXPENDITURE OBJECT	2014-2015 ACTUAL	2015-2016 ACTUAL	2016-2017 RECOMMENDED	2016-2017 ADOPTED BY BOARD OF SUPERVISORS
REVENUES				
INTERGOVERNMENTAL REVENUES-FEDERAL	23,963		43,397	43,397
TOTAL REVENUES	**23,963**		**43,397**	**43,397**
EXPENDITURES/APPROPRIATIONS				
SERVICES AND SUPPLIES	1		43,397	43,397
CAPITAL ASSETS-EQUIPMENT	23,962			
TOTAL EXPENDITURES/APPROPRIATIONS	**23,963**		**43,397**	**43,397**
NET COST				

COUNTY OF SAN JOAQUIN
SCHEDULE 9
DETAIL OF FINANCING SOURCES AND FINANCING USES
GOVERNMENTAL FUNDS
FISCAL YEAR 2016-2017

BUDGET UNIT 2021608000 - SHERIFF-ABANDONED WATERCRAFT
FUND 10001 - GENERAL
FUNCTION PUBLIC PROTECTION
ACTIVITY POLICE PROTECTION

DETAIL BY REVENUE CATEGORY AND EXPENDITURE OBJECT	2014-2015 ACTUAL	2015-2016 ACTUAL	2016-2017 RECOMMENDED	2016-2017 ADOPTED BY BOARD OF SUPERVISORS
REVENUES				
INTERGOVERNMENTAL REVENUES-STATE		30,952		
TRANSFERS IN	2,179	4,005		
TOTAL REVENUES	**2,179**	**34,956**		
EXPENDITURES/APPROPRIATIONS				
SERVICES AND SUPPLIES	30,958	33,703		
TOTAL EXPENDITURES/APPROPRIATIONS	**30,958**	**33,703**		
NET COST	**28,778**	**(1,252)**		

COUNTY OF SAN JOAQUIN
SCHEDULE 9
DETAIL OF FINANCING SOURCES AND FINANCING USES
GOVERNMENTAL FUNDS
FISCAL YEAR 2016-2017

BUDGET UNIT 2021609000 - SHERIFF-CAL MMET
FUND 10001 - GENERAL
FUNCTION PUBLIC PROTECTION
ACTIVITY POLICE PROTECTION

DETAIL BY REVENUE CATEGORY AND EXPENDITURE OBJECT	2014-2015 ACTUAL	2015-2016 ACTUAL	2016-2017 RECOMMENDED	2016-2017 ADOPTED BY BOARD OF SUPERVISORS
REVENUES				
INTERGOVERNMENTAL REVENUES-STATE	958,377	989,631	934,361	934,361
INTERGOVERNMENTAL REVENUES-FEDERAL	9,085	17,297		
MISCELLANEOUS REVENUES	3,165	9,717		
TRANSFERS IN			77,758	77,758
TOTAL REVENUES	**970,627**	**1,016,644**	**1,012,119**	**1,012,119**
EXPENDITURES/APPROPRIATIONS				
SALARIES AND BENEFITS	570,877	626,203	563,799	563,799
SERVICES AND SUPPLIES	377,648	352,286	382,210	382,210
CAPITAL ASSETS-EQUIPMENT	27,339	24,536	66,110	66,110
TOTAL EXPENDITURES/APPROPRIATIONS	**975,864**	**1,003,025**	**1,012,119**	**1,012,119**
NET COST	**5,237**	**(13,619)**		

COUNTY OF SAN JOAQUIN
SCHEDULE 9
DETAIL OF FINANCING SOURCES AND FINANCING USES
GOVERNMENTAL FUNDS
FISCAL YEAR 2016-2017

BUDGET UNIT 2021610000 - SHERIFF-AUTOMATED FINGERPRINT
FUND 10001 - GENERAL
FUNCTION PUBLIC PROTECTION
ACTIVITY POLICE PROTECTION

DETAIL BY REVENUE CATEGORY AND EXPENDITURE OBJECT	2014-2015 ACTUAL	2015-2016 ACTUAL	2016-2017 RECOMMENDED	2016-2017 ADOPTED BY BOARD OF SUPERVISORS
REVENUES				
TRANSFERS IN	692,764	607,113	1,309,500	1,309,500
TOTAL REVENUES	**692,764**	**607,113**	**1,309,500**	**1,309,500**
EXPENDITURES/APPROPRIATIONS				
SERVICES AND SUPPLIES	540,472	607,113	609,500	609,500
CAPITAL ASSETS-EQUIPMENT	152,293		700,000	700,000
TOTAL EXPENDITURES/APPROPRIATIONS	**692,764**	**607,113**	**1,309,500**	**1,309,500**
NET COST				

COUNTY OF SAN JOAQUIN
SCHEDULE 9
DETAIL OF FINANCING SOURCES AND FINANCING USES
GOVERNMENTAL FUNDS
FISCAL YEAR 2016-2017

BUDGET UNIT 2021613000 - SHERIFF-HI-TECH CRIMES
FUND 10001 - GENERAL
FUNCTION PUBLIC PROTECTION
ACTIVITY POLICE PROTECTION

DETAIL BY REVENUE CATEGORY AND EXPENDITURE OBJECT	2014-2015 ACTUAL	2015-2016 ACTUAL	2016-2017 RECOMMENDED	2016-2017 ADOPTED BY BOARD OF SUPERVISORS
REVENUES				
INTERGOVERNMENTAL REVENUES-OTHER	70,000	87,500	70,000	70,000
TOTAL REVENUES	**70,000**	**87,500**	**70,000**	**70,000**
EXPENDITURES/APPROPRIATIONS				
SALARIES AND BENEFITS	171,998	179,518	174,431	174,431
SERVICES AND SUPPLIES	22,130	23,797	24,300	24,300
TOTAL EXPENDITURES/APPROPRIATIONS	**194,128**	**203,315**	**198,731**	**198,731**
NET COST	**124,128**	**115,815**	**128,731**	**128,731**

COUNTY OF SAN JOAQUIN
SCHEDULE 9
DETAIL OF FINANCING SOURCES AND FINANCING USES
GOVERNMENTAL FUNDS
FISCAL YEAR 2016-2017

BUDGET UNIT	**2021614000 - SHERIFF-RURAL CRIME**
FUND	**10001 - GENERAL**
FUNCTION	**PUBLIC PROTECTION**
ACTIVITY	**POLICE PROTECTION**

DETAIL BY REVENUE CATEGORY AND EXPENDITURE OBJECT	2014-2015 ACTUAL	2015-2016 ACTUAL	2016-2017 RECOMMENDED	2016-2017 ADOPTED BY BOARD OF SUPERVISORS
EXPENDITURES/APPROPRIATIONS				
SALARIES AND BENEFITS	363,396	372,105	359,603	359,603
SERVICES AND SUPPLIES	10,277	13,081	12,815	12,815
COST REIMBURSEMENTS	(218,378)	(158,780)	(196,199)	(196,199)
TOTAL EXPENDITURES/APPROPRIATIONS	**155,295**	**226,406**	**176,219**	**176,219**
NET COST	**155,295**	**226,406**	**176,219**	**176,219**

COUNTY OF SAN JOAQUIN
SCHEDULE 9
DETAIL OF FINANCING SOURCES AND FINANCING USES
GOVERNMENTAL FUNDS
FISCAL YEAR 2016-2017

BUDGET UNIT 2021614170 - SHERIFF-OFF HIGHWAY ENFORCMNT
FUND 10001 - GENERAL
FUNCTION PUBLIC PROTECTION
ACTIVITY POLICE PROTECTION

DETAIL BY REVENUE CATEGORY AND EXPENDITURE OBJECT	2014-2015 ACTUAL	2015-2016 ACTUAL	2016-2017 RECOMMENDED	2016-2017 ADOPTED BY BOARD OF SUPERVISORS
REVENUES				
INTERGOVERNMENTAL REVENUES-STATE	59,157	61,056		
TOTAL REVENUES	**59,157**	**61,056**		
EXPENDITURES/APPROPRIATIONS				
SALARIES AND BENEFITS	61,056	40,347		
TOTAL EXPENDITURES/APPROPRIATIONS	**61,056**	**40,347**		
NET COST	**1,899**	**(20,709)**		

COUNTY OF SAN JOAQUIN
SCHEDULE 9
DETAIL OF FINANCING SOURCES AND FINANCING USES
GOVERNMENTAL FUNDS
FISCAL YEAR 2016-2017

BUDGET UNIT	**2021615000 - SHERIFF-MOUNTAIN HOUSE**
FUND	**10001 - GENERAL**
FUNCTION	**PUBLIC PROTECTION**
ACTIVITY	**POLICE PROTECTION**

DETAIL BY REVENUE CATEGORY AND EXPENDITURE OBJECT	2014-2015 ACTUAL	2015-2016 ACTUAL	2016-2017 RECOMMENDED	2016-2017 ADOPTED BY BOARD OF SUPERVISORS
REVENUES				
INTERGOVERNMENTAL REVENUES-STATE		1,285		
CHARGES FOR SERVICES	1,169,272	1,252,693	1,264,054	1,264,054
TOTAL REVENUES	**1,169,272**	**1,253,978**	**1,264,054**	**1,264,054**
EXPENDITURES/APPROPRIATIONS				
SALARIES AND BENEFITS	1,061,314	1,046,249	1,049,626	1,049,626
SERVICES AND SUPPLIES	109,440	172,077	214,428	214,428
TOTAL EXPENDITURES/APPROPRIATIONS	**1,170,754**	**1,218,326**	**1,264,054**	**1,264,054**
NET COST	**1,482**	**(35,651)**		

COUNTY OF SAN JOAQUIN
SCHEDULE 9
DETAIL OF FINANCING SOURCES AND FINANCING USES
GOVERNMENTAL FUNDS
FISCAL YEAR 2016-2017

BUDGET UNIT 2021619000 - SHERIFF-ANIMAL CONTROL
FUND 10001 - GENERAL
FUNCTION PUBLIC PROTECTION
ACTIVITY POLICE PROTECTION

DETAIL BY REVENUE CATEGORY AND EXPENDITURE OBJECT	2014-2015 ACTUAL	2015-2016 ACTUAL	2016-2017 RECOMMENDED	2016-2017 ADOPTED BY BOARD OF SUPERVISORS
REVENUES				
REVENUE FROM USE OF MONEY AND PROPERTY	240	330	100	100
CHARGES FOR SERVICES	13,221	11,637	10,000	10,000
MISCELLANEOUS REVENUES	6,626	1,053		
TRANSFERS IN	60,106	28,000	54,000	54,000
TOTAL REVENUES	**80,192**	**41,021**	**64,100**	**64,100**
EXPENDITURES/APPROPRIATIONS				
SALARIES AND BENEFITS	526,102	510,143	698,881	698,881
SERVICES AND SUPPLIES	208,476	219,755	249,699	249,699
OTHER CHARGES	471,106	361,474	345,000	345,000
TOTAL EXPENDITURES/APPROPRIATIONS	**1,205,684**	**1,091,372**	**1,293,580**	**1,293,580**
NET COST	**1,125,491**	**1,050,351**	**1,229,480**	**1,229,480**

COUNTY OF SAN JOAQUIN
SCHEDULE 9
DETAIL OF FINANCING SOURCES AND FINANCING USES
GOVERNMENTAL FUNDS
FISCAL YEAR 2016-2017

BUDGET UNIT 2021620000 - SHERIFF-PATROL
FUND 10001 - GENERAL
FUNCTION PUBLIC PROTECTION
ACTIVITY POLICE PROTECTION

DETAIL BY REVENUE CATEGORY AND EXPENDITURE OBJECT	2014-2015 ACTUAL	2015-2016 ACTUAL	2016-2017 RECOMMENDED	2016-2017 ADOPTED BY BOARD OF SUPERVISORS
REVENUES				
LICENSES, PERMITS AND FRANCHISES	1,500	1,350	1,500	1,500
FINES, FORFEITURES AND PENALTIES	123,642	108,574	125,000	125,000
INTERGOVERNMENTAL REVENUES-STATE	7,881,148	7,549,976	7,543,857	7,543,857
INTERGOVERNMENTAL REVENUES-FEDERAL	1,655,290	594,140	37,000	37,000
INTERGOVERNMENTAL REVENUES-OTHER	161,747	80,191	189,671	189,671
CHARGES FOR SERVICES	375,518	529,553	407,652	407,652
MISCELLANEOUS REVENUES	9,513	24,010	4,000	4,000
TRANSFERS IN	160,000	166,148	160,000	160,000
TOTAL REVENUES	**10,368,359**	**9,053,943**	**8,468,680**	**8,468,680**
EXPENDITURES/APPROPRIATIONS				
SALARIES AND BENEFITS	25,944,571	25,073,157	25,681,188	25,681,188
SERVICES AND SUPPLIES	4,821,144	5,227,452	5,840,851	5,840,851
CAPITAL ASSETS-EQUIPMENT	50,575	110,471	253,463	253,463
COST REIMBURSEMENTS	(571,370)	(799,910)	(705,280)	(705,280)
TOTAL EXPENDITURES/APPROPRIATIONS	**30,244,920**	**29,611,170**	**31,070,222**	**31,070,222**
NET COST	**19,876,560**	**20,557,226**	**22,601,542**	**22,601,542**

COUNTY OF SAN JOAQUIN
SCHEDULE 9
DETAIL OF FINANCING SOURCES AND FINANCING USES
GOVERNMENTAL FUNDS
FISCAL YEAR 2016-2017

BUDGET UNIT 2021622000 - SHERIFF-COMMUNICATIONS
FUND 10001 - GENERAL
FUNCTION PUBLIC PROTECTION
ACTIVITY POLICE PROTECTION

DETAIL BY REVENUE CATEGORY AND EXPENDITURE OBJECT	2014-2015 ACTUAL	2015-2016 ACTUAL	2016-2017 RECOMMENDED	2016-2017 ADOPTED BY BOARD OF SUPERVISORS
REVENUES				
INTERGOVERNMENTAL REVENUES-STATE	2,008,197	2,029,310	2,076,444	2,076,444
CHARGES FOR SERVICES	160,162	188,214	134,000	134,000
TOTAL REVENUES	**2,168,359**	**2,217,524**	**2,210,444**	**2,210,444**
EXPENDITURES/APPROPRIATIONS				
SALARIES AND BENEFITS	4,130,487	4,171,137	4,387,603	4,387,603
SERVICES AND SUPPLIES	236,065	258,656	461,897	461,897
TOTAL EXPENDITURES/APPROPRIATIONS	**4,366,552**	**4,429,793**	**4,849,500**	**4,849,500**
NET COST	**2,198,193**	**2,212,268**	**2,639,056**	**2,639,056**

COUNTY OF SAN JOAQUIN
SCHEDULE 9
DETAIL OF FINANCING SOURCES AND FINANCING USES
GOVERNMENTAL FUNDS
FISCAL YEAR 2016-2017

BUDGET UNIT 2021626000 - SHERIFF-DETECTIVES
FUND 10001 - GENERAL
FUNCTION PUBLIC PROTECTION
ACTIVITY POLICE PROTECTION

DETAIL BY REVENUE CATEGORY AND EXPENDITURE OBJECT	2014-2015 ACTUAL	2015-2016 ACTUAL	2016-2017 RECOMMENDED	2016-2017 ADOPTED BY BOARD OF SUPERVISORS
REVENUES				
INTERGOVERNMENTAL REVENUES-STATE	1,861,854	1,878,923	1,924,517	1,924,517
INTERGOVERNMENTAL REVENUES-FEDERAL	50,000	67,271	50,000	50,000
CHARGES FOR SERVICES	139,477	135,629	108,000	108,000
MISCELLANEOUS REVENUES	11,272	6,513	3,300	3,300
TRANSFERS IN	30,121			
TOTAL REVENUES	**2,092,725**	**2,088,336**	**2,085,817**	**2,085,817**
EXPENDITURES/APPROPRIATIONS				
SALARIES AND BENEFITS	7,525,731	8,419,514	8,700,388	8,700,388
SERVICES AND SUPPLIES	761,124	849,287	1,039,567	1,039,567
CAPITAL ASSETS-EQUIPMENT	1,900	145,185	124,818	124,818
COST REIMBURSEMENTS	(109,116)	(112,408)	(111,277)	(111,277)
TOTAL EXPENDITURES/APPROPRIATIONS	**8,179,639**	**9,301,579**	**9,753,496**	**9,753,496**
NET COST	**6,086,914**	**7,213,243**	**7,667,679**	**7,667,679**

COUNTY OF SAN JOAQUIN
SCHEDULE 9
DETAIL OF FINANCING SOURCES AND FINANCING USES
GOVERNMENTAL FUNDS
FISCAL YEAR 2016-2017

BUDGET UNIT 2021627000 - SHERIFF-AUTO THEFT PROG
FUND 10001 - GENERAL
FUNCTION PUBLIC PROTECTION
ACTIVITY POLICE PROTECTION

DETAIL BY REVENUE CATEGORY AND EXPENDITURE OBJECT	2014-2015 ACTUAL	2015-2016 ACTUAL	2016-2017 RECOMMENDED	2016-2017 ADOPTED BY BOARD OF SUPERVISORS
REVENUES				
MISCELLANEOUS REVENUES	788	100		
TRANSFERS IN	215,746	212,289	264,418	264,418
TOTAL REVENUES	**216,534**	**212,389**	**264,418**	**264,418**
EXPENDITURES/APPROPRIATIONS				
SALARIES AND BENEFITS	88,702	91,101	93,302	93,302
SERVICES AND SUPPLIES	47,832	41,288	91,116	91,116
TRANSFERS OUT	80,000	80,000	80,000	80,000
TOTAL EXPENDITURES/APPROPRIATIONS	**216,534**	**212,389**	**264,418**	**264,418**
NET COST				

COUNTY OF SAN JOAQUIN
SCHEDULE 9
DETAIL OF FINANCING SOURCES AND FINANCING USES
GOVERNMENTAL FUNDS
FISCAL YEAR 2016-2017

BUDGET UNIT 2021628000 - SHERIFF-RECORDS
FUND 10001 - GENERAL
FUNCTION PUBLIC PROTECTION
ACTIVITY POLICE PROTECTION

DETAIL BY REVENUE CATEGORY AND EXPENDITURE OBJECT	2014-2015 ACTUAL	2015-2016 ACTUAL	2016-2017 RECOMMENDED	2016-2017 ADOPTED BY BOARD OF SUPERVISORS
REVENUES				
INTERGOVERNMENTAL REVENUES-STATE	1,971,467	1,989,909	2,035,944	2,035,944
CHARGES FOR SERVICES	202,560	200,453	198,612	198,612
MISCELLANEOUS REVENUES		50		
TRANSFERS IN			61,461	61,461
TOTAL REVENUES	**2,174,027**	**2,190,412**	**2,296,017**	**2,296,017**
EXPENDITURES/APPROPRIATIONS				
SALARIES AND BENEFITS	2,537,232	2,673,661	3,064,763	3,064,763
SERVICES AND SUPPLIES	388,433	512,892	514,073	514,073
TOTAL EXPENDITURES/APPROPRIATIONS	**2,925,665**	**3,186,553**	**3,578,836**	**3,578,836**
NET COST	**751,638**	**996,140**	**1,282,819**	**1,282,819**

COUNTY OF SAN JOAQUIN
SCHEDULE 9
DETAIL OF FINANCING SOURCES AND FINANCING USES
GOVERNMENTAL FUNDS
FISCAL YEAR 2016-2017

BUDGET UNIT 2021635000 - SHERIFF-CIVIL
FUND 10001 - GENERAL
FUNCTION PUBLIC PROTECTION
ACTIVITY POLICE PROTECTION

DETAIL BY REVENUE CATEGORY AND EXPENDITURE OBJECT	2014-2015 ACTUAL	2015-2016 ACTUAL	2016-2017 RECOMMENDED	2016-2017 ADOPTED BY BOARD OF SUPERVISORS
REVENUES				
INTERGOVERNMENTAL REVENUES-STATE	220,087	222,104	227,389	227,389
CHARGES FOR SERVICES	709,739	644,720	745,784	745,784
TOTAL REVENUES	**929,826**	**866,825**	**973,173**	**973,173**
EXPENDITURES/APPROPRIATIONS				
SALARIES AND BENEFITS	1,586,738	1,573,145	1,670,792	1,670,792
SERVICES AND SUPPLIES	236,332	261,654	305,228	305,228
CAPITAL ASSETS-EQUIPMENT		8,981		
TOTAL EXPENDITURES/APPROPRIATIONS	**1,823,070**	**1,843,780**	**1,976,020**	**1,976,020**
NET COST	**893,243**	**976,955**	**1,002,847**	**1,002,847**

COUNTY OF SAN JOAQUIN
SCHEDULE 9
DETAIL OF FINANCING SOURCES AND FINANCING USES
GOVERNMENTAL FUNDS
FISCAL YEAR 2016-2017

BUDGET UNIT 2021640000 - SHERIFF-CORONER MORGUE
FUND 10001 - GENERAL
FUNCTION PUBLIC PROTECTION
ACTIVITY OTHER PROTECTION

DETAIL BY REVENUE CATEGORY AND EXPENDITURE OBJECT	2014-2015 ACTUAL	2015-2016 ACTUAL	2016-2017 RECOMMENDED	2016-2017 ADOPTED BY BOARD OF SUPERVISORS
REVENUES				
INTERGOVERNMENTAL REVENUES-STATE	25,402	5,546		
CHARGES FOR SERVICES	378,381	390,392	370,000	370,000
MISCELLANEOUS REVENUES	3,072	3,206	2,800	2,800
TRANSFERS IN	23,306			
TOTAL REVENUES	**430,162**	**399,144**	**372,800**	**372,800**
EXPENDITURES/APPROPRIATIONS				
SALARIES AND BENEFITS	998,453	1,056,917	1,123,843	1,123,843
SERVICES AND SUPPLIES	1,238,285	1,239,953	1,350,301	1,350,301
CAPITAL ASSETS-EQUIPMENT	111,947			
TOTAL EXPENDITURES/APPROPRIATIONS	**2,348,685**	**2,296,870**	**2,474,144**	**2,474,144**
NET COST	**1,918,523**	**1,897,726**	**2,101,344**	**2,101,344**

COUNTY OF SAN JOAQUIN
SCHEDULE 9
DETAIL OF FINANCING SOURCES AND FINANCING USES
GOVERNMENTAL FUNDS
FISCAL YEAR 2016-2017

BUDGET UNIT 2021645000 - SHERIFF-ADMIN SUPPORT SERVICES
FUND 10001 - GENERAL
FUNCTION PUBLIC PROTECTION
ACTIVITY POLICE PROTECTION

DETAIL BY REVENUE CATEGORY AND EXPENDITURE OBJECT	2014-2015 ACTUAL	2015-2016 ACTUAL	2016-2017 RECOMMENDED	2016-2017 ADOPTED BY BOARD OF SUPERVISORS
REVENUES				
LICENSES, PERMITS AND FRANCHISES	60,487	75,087	60,000	60,000
INTERGOVERNMENTAL REVENUES-STATE	1,378,561	1,341,184	1,390,759	1,390,759
CHARGES FOR SERVICES	272,395	310,098	318,505	318,505
MISCELLANEOUS REVENUES	58,080	115	94,190	94,190
TRANSFERS IN		29,166		
TOTAL REVENUES	**1,769,522**	**1,755,651**	**1,863,454**	**1,863,454**
EXPENDITURES/APPROPRIATIONS				
SALARIES AND BENEFITS	5,264,022	5,391,667	5,889,615	5,889,615
SERVICES AND SUPPLIES	892,855	1,092,462	1,275,593	1,275,593
CAPITAL ASSETS-EQUIPMENT		29,166		
COST REIMBURSEMENTS	(20,449)	(18,496)		
TOTAL EXPENDITURES/APPROPRIATIONS	**6,136,428**	**6,494,800**	**7,165,208**	**7,165,208**
NET COST	**4,366,905**	**4,739,148**	**5,301,754**	**5,301,754**

COUNTY OF SAN JOAQUIN
SCHEDULE 9
DETAIL OF FINANCING SOURCES AND FINANCING USES
GOVERNMENTAL FUNDS
FISCAL YEAR 2016-2017

BUDGET UNIT 2021649000 - SHERIFF-INFORMATION SYSTEMS
FUND 10001 - GENERAL
FUNCTION PUBLIC PROTECTION
ACTIVITY POLICE PROTECTION

DETAIL BY REVENUE CATEGORY AND EXPENDITURE OBJECT	2014-2015 ACTUAL	2015-2016 ACTUAL	2016-2017 RECOMMENDED	2016-2017 ADOPTED BY BOARD OF SUPERVISORS
REVENUES				
CHARGES FOR SERVICES	92,588	93,867	96,141	96,141
TOTAL REVENUES	**92,588**	**93,867**	**96,141**	**96,141**
EXPENDITURES/APPROPRIATIONS				
SALARIES AND BENEFITS	630,738	610,898	672,186	672,186
SERVICES AND SUPPLIES	1,223,342	1,905,153	1,961,524	1,961,524
CAPITAL ASSETS-EQUIPMENT		10,683		
TOTAL EXPENDITURES/APPROPRIATIONS	**1,854,081**	**2,526,734**	**2,633,710**	**2,633,710**
NET COST	**1,761,492**	**2,432,866**	**2,537,569**	**2,537,569**

COUNTY OF SAN JOAQUIN
SCHEDULE 9
DETAIL OF FINANCING SOURCES AND FINANCING USES
GOVERNMENTAL FUNDS
FISCAL YEAR 2016-2017

BUDGET UNIT 2021650000 - SHERIFF-LATHROP POLICE CONTRAC
FUND 10001 - GENERAL
FUNCTION PUBLIC PROTECTION
ACTIVITY POLICE PROTECTION

DETAIL BY REVENUE CATEGORY AND EXPENDITURE OBJECT	2014-2015 ACTUAL	2015-2016 ACTUAL	2016-2017 RECOMMENDED	2016-2017 ADOPTED BY BOARD OF SUPERVISORS
REVENUES				
INTERGOVERNMENTAL REVENUES-STATE	32,164	13,620	32,500	32,500
CHARGES FOR SERVICES	6,217,127	5,982,946	6,345,611	6,345,611
TRANSFERS IN	40,428			
TOTAL REVENUES	**6,289,719**	**5,996,566**	**6,378,111**	**6,378,111**
EXPENDITURES/APPROPRIATIONS				
SALARIES AND BENEFITS	5,224,318	5,084,016	5,394,128	5,394,128
SERVICES AND SUPPLIES	706,182	835,420	983,983	983,983
TOTAL EXPENDITURES/APPROPRIATIONS	**5,930,500**	**5,919,436**	**6,378,111**	**6,378,111**
NET COST	**(359,219)**	**(77,129)**		

COUNTY OF SAN JOAQUIN
SCHEDULE 9
DETAIL OF FINANCING SOURCES AND FINANCING USES
GOVERNMENTAL FUNDS
FISCAL YEAR 2016-2017

BUDGET UNIT	**2021654000 - SHERIFF-JAG PROGRAM**
FUND	**20024 - JUSTICE ASSISTANCE GRANT-JAG**
FUNCTION	**PUBLIC PROTECTION**
ACTIVITY	**POLICE PROTECTION**

DETAIL BY REVENUE CATEGORY AND EXPENDITURE OBJECT	2014-2015 ACTUAL	2015-2016 ACTUAL	2016-2017 RECOMMENDED	2016-2017 ADOPTED BY BOARD OF SUPERVISORS
REVENUES				
INTERGOVERNMENTAL REVENUES-FEDERAL	54,000		44,782	44,782
TOTAL REVENUES	**54,000**		**44,782**	**44,782**
EXPENDITURES/APPROPRIATIONS				
SALARIES AND BENEFITS	34,943	35,784	44,782	44,782
TOTAL EXPENDITURES/APPROPRIATIONS	**34,943**	**35,784**	**44,782**	**44,782**
NET COST	**(19,057)**	**35,784**		

COUNTY OF SAN JOAQUIN
SCHEDULE 9
DETAIL OF FINANCING SOURCES AND FINANCING USES
GOVERNMENTAL FUNDS
FISCAL YEAR 2016-2017

BUDGET UNIT 2021655000 - SHERIFF-PATROL-SLESF-AB109
FUND 20052 - SUPPLE LAW ENFORCEMENT-AB109
FUNCTION PUBLIC PROTECTION
ACTIVITY POLICE PROTECTION

DETAIL BY REVENUE CATEGORY AND EXPENDITURE OBJECT	2014-2015 ACTUAL	2015-2016 ACTUAL	2016-2017 RECOMMENDED	2016-2017 ADOPTED BY BOARD OF SUPERVISORS
REVENUES				
REVENUE FROM USE OF MONEY AND PROPERTY	6,655	14,605		
INTERGOVERNMENTAL REVENUES-STATE	268,348	297,044	275,485	275,485
TOTAL REVENUES	**275,003**	**311,649**	**275,485**	**275,485**
EXPENDITURES/APPROPRIATIONS				
SALARIES AND BENEFITS	104,637	127,548	130,863	130,863
SERVICES AND SUPPLIES	13,936	25,074	144,622	144,622
CAPITAL ASSETS-EQUIPMENT		12,248		
COST REIMBURSEMENTS		(361)		
TOTAL EXPENDITURES/APPROPRIATIONS	**118,573**	**164,509**	**275,485**	**275,485**
NET COST	**(156,430)**	**(147,139)**		

COUNTY OF SAN JOAQUIN
SCHEDULE 9
DETAIL OF FINANCING SOURCES AND FINANCING USES
GOVERNMENTAL FUNDS
FISCAL YEAR 2016-2017

BUDGET UNIT 2021657000 - SHERIFF-CUSTODY-SLESF-AB109
FUND 20052 - SUPPLE LAW ENFORCEMENT-AB109
FUNCTION PUBLIC PROTECTION
ACTIVITY DETENTION AND CORRECTION

DETAIL BY REVENUE CATEGORY AND EXPENDITURE OBJECT	2014-2015 ACTUAL	2015-2016 ACTUAL	2016-2017 RECOMMENDED	2016-2017 ADOPTED BY BOARD OF SUPERVISORS
REVENUES				
INTERGOVERNMENTAL REVENUES-STATE	229,561	254,682	241,826	241,826
TOTAL REVENUES	**229,561**	**254,682**	**241,826**	**241,826**
EXPENDITURES/APPROPRIATIONS				
SALARIES AND BENEFITS	106,979	150,959	141,728	141,728
SERVICES AND SUPPLIES	61,271	32,895	100,098	100,098
CAPITAL ASSETS-STRUCTURES AND IMPROVEMENTS	48,208			
CAPITAL ASSETS-EQUIPMENT	14,100			
TOTAL EXPENDITURES/APPROPRIATIONS	**230,558**	**183,854**	**241,826**	**241,826**
NET COST	**996**	**(70,828)**		

COUNTY OF SAN JOAQUIN
SCHEDULE 9
DETAIL OF FINANCING SOURCES AND FINANCING USES
GOVERNMENTAL FUNDS
FISCAL YEAR 2016-2017

BUDGET UNIT 2021658000 - SHERIFF-COURT SERVICES
FUND 10001 - GENERAL
FUNCTION PUBLIC PROTECTION
ACTIVITY JUDICIAL

DETAIL BY REVENUE CATEGORY AND EXPENDITURE OBJECT	2014-2015 ACTUAL	2015-2016 ACTUAL	2016-2017 RECOMMENDED	2016-2017 ADOPTED BY BOARD OF SUPERVISORS
REVENUES				
CHARGES FOR SERVICES	141,327	186,101	140,000	140,000
TRANSFERS IN	8,503,715	8,220,772	9,231,200	9,231,200
TOTAL REVENUES	**8,645,042**	**8,406,873**	**9,371,200**	**9,371,200**
EXPENDITURES/APPROPRIATIONS				
SALARIES AND BENEFITS	8,295,903	8,009,056	8,814,881	8,814,881
SERVICES AND SUPPLIES	461,693	503,676	567,069	567,069
CAPITAL ASSETS-EQUIPMENT	12,495			
COST REIMBURSEMENTS	(94,789)	(93,192)		
TOTAL EXPENDITURES/APPROPRIATIONS	**8,675,302**	**8,419,540**	**9,381,950**	**9,381,950**
NET COST	**30,259**	**12,666**	**10,750**	**10,750**

COUNTY OF SAN JOAQUIN
SCHEDULE 9
DETAIL OF FINANCING SOURCES AND FINANCING USES
GOVERNMENTAL FUNDS
FISCAL YEAR 2016-2017

BUDGET UNIT	**2021659000 - SHERIFF-ANTI DRUG ABUSE**
FUND	**10001 - GENERAL**
FUNCTION	**PUBLIC PROTECTION**
ACTIVITY	**#N/A**

DETAIL BY REVENUE CATEGORY AND EXPENDITURE OBJECT	2014-2015 ACTUAL	2015-2016 ACTUAL	2016-2017 RECOMMENDED	2016-2017 ADOPTED BY BOARD OF SUPERVISORS
REVENUES				
INTERGOVERNMENTAL REVENUES-STATE	324,754			
TOTAL REVENUES	**324,754**			
EXPENDITURES/APPROPRIATIONS				
SERVICES AND SUPPLIES	39,783	166		
TRANSFERS OUT	61,297			
TOTAL EXPENDITURES/APPROPRIATIONS	**101,080**	**166**		
NET COST	**(223,674)**	**166**		

COUNTY OF SAN JOAQUIN
SCHEDULE 9
DETAIL OF FINANCING SOURCES AND FINANCING USES
GOVERNMENTAL FUNDS
FISCAL YEAR 2016-2017

BUDGET UNIT 2022600000 - SHERIFF-CUSTODY
FUND 10001 - GENERAL
FUNCTION PUBLIC PROTECTION
ACTIVITY DETENTION AND CORRECTION

DETAIL BY REVENUE CATEGORY AND EXPENDITURE OBJECT	2014-2015 ACTUAL	2015-2016 ACTUAL	2016-2017 RECOMMENDED	2016-2017 ADOPTED BY BOARD OF SUPERVISORS
REVENUES				
INTERGOVERNMENTAL REVENUES-STATE	20,689,935	20,264,972	20,630,925	20,630,925
INTERGOVERNMENTAL REVENUES-FEDERAL	43,388	123,538	120,000	120,000
CHARGES FOR SERVICES	225,658	498,317	400,000	400,000
MISCELLANEOUS REVENUES	35,938	5,908		
TRANSFERS IN	1,108,947	1,173,014	1,600,709	1,600,709
TOTAL REVENUES	**22,103,867**	**22,065,749**	**22,751,634**	**22,751,634**
EXPENDITURES/APPROPRIATIONS				
SALARIES AND BENEFITS	43,032,471	42,941,273	43,508,965	43,508,965
SERVICES AND SUPPLIES	8,216,995	8,556,111	10,075,248	10,075,248
CAPITAL ASSETS-EQUIPMENT	106,438	28,935	60,136	60,136
COST REIMBURSEMENTS		(1,869)		
TOTAL EXPENDITURES/APPROPRIATIONS	**51,355,903**	**51,524,449**	**53,644,349**	**53,644,349**
NET COST	**29,252,036**	**29,458,700**	**30,892,715**	**30,892,715**

COUNTY OF SAN JOAQUIN
SCHEDULE 9
DETAIL OF FINANCING SOURCES AND FINANCING USES
GOVERNMENTAL FUNDS
FISCAL YEAR 2016-2017

BUDGET UNIT 2022610000 - SHERIFF-LOC COMM CORR-AB109
FUND 20051 - LOC COMMUNITY CORRECTNS-AB118
FUNCTION PUBLIC PROTECTION
ACTIVITY DETENTION AND CORRECTION

DETAIL BY REVENUE CATEGORY AND EXPENDITURE OBJECT	2014-2015 ACTUAL	2015-2016 ACTUAL	2016-2017 RECOMMENDED	2016-2017 ADOPTED BY BOARD OF SUPERVISORS
REVENUES				
TRANSFERS IN	5,027,505	4,767,329	5,780,877	5,780,877
TOTAL REVENUES	**5,027,505**	**4,767,329**	**5,780,877**	**5,780,877**
EXPENDITURES/APPROPRIATIONS				
SALARIES AND BENEFITS	3,838,064	3,817,699	4,072,570	4,072,570
SERVICES AND SUPPLIES	1,189,904	951,235	1,648,307	1,648,307
CAPITAL ASSETS-EQUIPMENT			60,000	60,000
COST REIMBURSEMENTS		(1,605)		
TOTAL EXPENDITURES/APPROPRIATIONS	**5,027,969**	**4,767,329**	**5,780,877**	**5,780,877**
NET COST	**463**			

COUNTY OF SAN JOAQUIN
SCHEDULE 9
DETAIL OF FINANCING SOURCES AND FINANCING USES
GOVERNMENTAL FUNDS
FISCAL YEAR 2016-2017

BUDGET UNIT 2022620000 - SHERIFF-WORK PROGRAM
FUND 10001 - GENERAL
FUNCTION PUBLIC PROTECTION
ACTIVITY DETENTION AND CORRECTION

DETAIL BY REVENUE CATEGORY AND EXPENDITURE OBJECT	2014-2015 ACTUAL	2015-2016 ACTUAL	2016-2017 RECOMMENDED	2016-2017 ADOPTED BY BOARD OF SUPERVISORS
REVENUES				
INTERGOVERNMENTAL REVENUES-STATE	36,517	36,851	37,925	37,925
CHARGES FOR SERVICES	941,293	931,592	970,000	970,000
TOTAL REVENUES	**977,810**	**968,443**	**1,007,925**	**1,007,925**
EXPENDITURES/APPROPRIATIONS				
SALARIES AND BENEFITS	967,607	866,492	958,917	958,917
SERVICES AND SUPPLIES	138,489	141,998	168,621	168,621
TOTAL EXPENDITURES/APPROPRIATIONS	**1,106,096**	**1,008,491**	**1,127,538**	**1,127,538**
NET COST	**128,286**	**40,047**	**119,613**	**119,613**

COUNTY OF SAN JOAQUIN
SCHEDULE 9
DETAIL OF FINANCING SOURCES AND FINANCING USES
GOVERNMENTAL FUNDS
FISCAL YEAR 2016-2017

BUDGET UNIT 2022621000 - CORRECTIONAL HEALTH SERVICES
FUND 10001 - GENERAL
FUNCTION PUBLIC PROTECTION
ACTIVITY DETENTION AND CORRECTION

DETAIL BY REVENUE CATEGORY AND EXPENDITURE OBJECT	2014-2015 ACTUAL	2015-2016 ACTUAL	2016-2017 RECOMMENDED	2016-2017 ADOPTED BY BOARD OF SUPERVISORS
REVENUES				
INTERGOVERNMENTAL REVENUES-STATE	22,744	5,075		
CHARGES FOR SERVICES	17,974	18,015	16,000	16,000
MISCELLANEOUS REVENUES	12,702	10,796	4,000	4,000
TRANSFERS IN	10,000	560		
TOTAL REVENUES	**63,420**	**34,446**	**20,000**	**20,000**
EXPENDITURES/APPROPRIATIONS				
SALARIES AND BENEFITS	7,466,770	7,748,892	8,082,445	8,082,445
SERVICES AND SUPPLIES	2,565,631	2,658,640	3,039,370	3,039,370
CAPITAL ASSETS-EQUIPMENT	14,259			
COST REIMBURSEMENTS	(1,225,615)	(1,009,467)	(1,423,392)	(1,423,392)
TOTAL EXPENDITURES/APPROPRIATIONS	**8,821,045**	**9,398,065**	**9,698,423**	**9,698,423**
NET COST	**8,757,624**	**9,363,619**	**9,678,423**	**9,678,423**

COUNTY OF SAN JOAQUIN
SCHEDULE 9
DETAIL OF FINANCING SOURCES AND FINANCING USES
GOVERNMENTAL FUNDS
FISCAL YEAR 2016-2017

BUDGET UNIT 2022700000 - PROBATION-JUVENILE
FUND 10001 - GENERAL
FUNCTION PUBLIC PROTECTION
ACTIVITY DETENTION AND CORRECTION

DETAIL BY REVENUE CATEGORY AND EXPENDITURE OBJECT	2014-2015 ACTUAL	2015-2016 ACTUAL	2016-2017 RECOMMENDED	2016-2017 ADOPTED BY BOARD OF SUPERVISORS
REVENUES				
INTERGOVERNMENTAL REVENUES-STATE	1,991,301	1,968,473	2,439,745	2,439,745
INTERGOVERNMENTAL REVENUES-FEDERAL	694,213	638,640	1,013,274	1,013,274
INTERGOVERNMENTAL REVENUES-OTHER	633,878	490,925	485,817	485,817
CHARGES FOR SERVICES	3,300	9,852	7,385	7,385
MISCELLANEOUS REVENUES	508	50,363	250,500	250,500
TOTAL REVENUES	**3,323,200**	**3,158,253**	**4,196,721**	**4,196,721**
EXPENDITURES/APPROPRIATIONS				
SALARIES AND BENEFITS	5,092,800	5,297,205	5,916,749	5,916,749
SERVICES AND SUPPLIES	606,806	936,960	1,309,850	1,309,850
OTHER CHARGES	250,101	253,774	210,204	210,204
COST REIMBURSEMENTS	(1,719,743)	(1,661,894)	(2,185,143)	(2,185,143)
TOTAL EXPENDITURES/APPROPRIATIONS	**4,229,965**	**4,826,045**	**5,251,660**	**5,251,660**
NET COST	**906,765**	**1,667,792**	**1,054,939**	**1,054,939**

COUNTY OF SAN JOAQUIN
SCHEDULE 9
DETAIL OF FINANCING SOURCES AND FINANCING USES
GOVERNMENTAL FUNDS
FISCAL YEAR 2016-2017

BUDGET UNIT 2022702000 - PROBATION-ADULT
FUND 10001 - GENERAL
FUNCTION PUBLIC PROTECTION
ACTIVITY DETENTION AND CORRECTION

DETAIL BY REVENUE CATEGORY AND EXPENDITURE OBJECT	2014-2015 ACTUAL	2015-2016 ACTUAL	2016-2017 RECOMMENDED	2016-2017 ADOPTED BY BOARD OF SUPERVISORS
REVENUES				
FINES, FORFEITURES AND PENALTIES	20,286	16,730	20,700	20,700
REVENUE FROM USE OF MONEY AND PROPERTY	294	675	300	300
INTERGOVERNMENTAL REVENUES-STATE	1,888,931	1,750,276	1,658,583	1,658,583
INTERGOVERNMENTAL REVENUES-FEDERAL	361,175	502,384	405,087	405,087
INTERGOVERNMENTAL REVENUES-OTHER	13,908	7,030		
CHARGES FOR SERVICES	292,147	328,880	269,835	269,835
TRANSFERS IN	30,000	50,000	60,000	60,000
TOTAL REVENUES	**2,606,740**	**2,655,974**	**2,414,505**	**2,414,505**
EXPENDITURES/APPROPRIATIONS				
SALARIES AND BENEFITS	5,526,536	5,956,160	6,687,161	6,687,161
SERVICES AND SUPPLIES	672,526	756,889	727,463	727,463
COST REIMBURSEMENTS	(13,377)	(15,283)	(33,916)	(33,916)
TRANSFERS OUT	138,168	129,931	122,162	122,162
TOTAL EXPENDITURES/APPROPRIATIONS	**6,323,854**	**6,827,696**	**7,502,870**	**7,502,870**
NET COST	**3,717,113**	**4,171,722**	**5,088,365**	**5,088,365**

COUNTY OF SAN JOAQUIN
SCHEDULE 9
DETAIL OF FINANCING SOURCES AND FINANCING USES
GOVERNMENTAL FUNDS
FISCAL YEAR 2016-2017

BUDGET UNIT 2022700190 - PROBATION-JUV JUSTICE-AB109
FUND 20053 - JUVENILE JUSTICE-AB109
FUNCTION PUBLIC PROTECTION
ACTIVITY DETENTION AND CORRECTION

DETAIL BY REVENUE CATEGORY AND EXPENDITURE OBJECT	2014-2015 ACTUAL	2015-2016 ACTUAL	2016-2017 RECOMMENDED	2016-2017 ADOPTED BY BOARD OF SUPERVISORS
REVENUES				
REVENUE FROM USE OF MONEY AND PROPERTY	871	1,390		
INTERGOVERNMENTAL REVENUES-STATE	2,564,047	3,640,460		
TOTAL REVENUES	**2,564,918**	**3,641,850**		
EXPENDITURES/APPROPRIATIONS				
SERVICES AND SUPPLIES		113,139		
TRANSFERS OUT	2,632,206	3,458,726		
TOTAL EXPENDITURES/APPROPRIATIONS	**2,632,206**	**3,571,865**		
NET COST	**67,287**	**(69,985)**		

COUNTY OF SAN JOAQUIN
SCHEDULE 9
DETAIL OF FINANCING SOURCES AND FINANCING USES
GOVERNMENTAL FUNDS
FISCAL YEAR 2016-2017

BUDGET UNIT 2022702300 - PROB-ADULT-SB678
FUND 10001 - GENERAL
FUNCTION PUBLIC PROTECTION
ACTIVITY DETENTION AND CORRECTION

DETAIL BY REVENUE CATEGORY AND EXPENDITURE OBJECT	2014-2015 ACTUAL	2015-2016 ACTUAL	2016-2017 RECOMMENDED	2016-2017 ADOPTED BY BOARD OF SUPERVISORS
REVENUES				
INTERGOVERNMENTAL REVENUES-STATE	1,845,887	2,125,186	2,551,560	2,551,560
TOTAL REVENUES	**1,845,887**	**2,125,186**	**2,551,560**	**2,551,560**
EXPENDITURES/APPROPRIATIONS				
SALARIES AND BENEFITS	1,423,034	1,421,071	1,775,384	1,775,384
SERVICES AND SUPPLIES	561,190	496,338	785,243	785,243
CAPITAL ASSETS-STRUCTURES AND IMPROVEMENTS	(56,171)			
CAPITAL ASSETS-EQUIPMENT	31,074			
COST REIMBURSEMENTS	(2,636)	(6,544)	(9,067)	(9,067)
TRANSFERS OUT		105,000		
TOTAL EXPENDITURES/APPROPRIATIONS	**1,956,490**	**2,015,865**	**2,551,560**	**2,551,560**
NET COST	**110,603**	**(109,321)**		

COUNTY OF SAN JOAQUIN
SCHEDULE 9
DETAIL OF FINANCING SOURCES AND FINANCING USES
GOVERNMENTAL FUNDS
FISCAL YEAR 2016-2017

BUDGET UNIT 2022702510 - PROBATION-LOC COMM CORR-AB109
FUND 20051 - LOC COMMUNITY CORRECTNS-AB118
FUNCTION PUBLIC PROTECTION
ACTIVITY DETENTION AND CORRECTION

DETAIL BY REVENUE CATEGORY AND EXPENDITURE OBJECT	2014-2015 ACTUAL	2015-2016 ACTUAL	2016-2017 RECOMMENDED	2016-2017 ADOPTED BY BOARD OF SUPERVISORS
REVENUES				
REVENUE FROM USE OF MONEY AND PROPERTY	25,569	59,455	52,118	52,118
INTERGOVERNMENTAL REVENUES-STATE	19,232,950	20,637,793	23,059,933	23,059,933
MISCELLANEOUS REVENUES	825	10		
TOTAL REVENUES	**19,259,344**	**20,697,258**	**23,112,051**	**23,112,051**
EXPENDITURES/APPROPRIATIONS				
SALARIES AND BENEFITS	3,379,408	3,561,308	4,203,110	4,203,110
SERVICES AND SUPPLIES	6,972,003	7,933,448	13,510,948	13,510,948
COST REIMBURSEMENTS	(78,621)	(185,917)	(322,884)	(322,884)
TRANSFERS OUT	5,027,505	4,767,329	5,720,877	5,720,877
TOTAL EXPENDITURES/APPROPRIATIONS	**15,300,296**	**16,076,168**	**23,112,051**	**23,112,051**
NET COST	**(3,959,048)**	**(4,621,089)**		

COUNTY OF SAN JOAQUIN
SCHEDULE 9
DETAIL OF FINANCING SOURCES AND FINANCING USES
GOVERNMENTAL FUNDS
FISCAL YEAR 2016-2017

BUDGET UNIT 2022710000 - PROBATION-JAG PROG
FUND 20024 - JUSTICE ASSISTANCE GRANT-JAG
FUNCTION PUBLIC PROTECTION
ACTIVITY DETENTION AND CORRECTION

DETAIL BY REVENUE CATEGORY AND EXPENDITURE OBJECT	2014-2015 ACTUAL	2015-2016 ACTUAL	2016-2017 RECOMMENDED	2016-2017 ADOPTED BY BOARD OF SUPERVISORS
REVENUES				
INTERGOVERNMENTAL REVENUES-FEDERAL	44,000		34,800	34,800
TOTAL REVENUES	**44,000**		**34,800**	**34,800**
EXPENDITURES/APPROPRIATIONS				
SALARIES AND BENEFITS	79,811	37,086		
SERVICES AND SUPPLIES			34,800	34,800
TOTAL EXPENDITURES/APPROPRIATIONS	**79,811**	**37,086**	**34,800**	**34,800**
NET COST	**35,811**	**37,086**		

COUNTY OF SAN JOAQUIN
SCHEDULE 9
DETAIL OF FINANCING SOURCES AND FINANCING USES
GOVERNMENTAL FUNDS
FISCAL YEAR 2016-2017

BUDGET UNIT 2022745000 - PROBATION-ADMINISTRATION
FUND 10001 - GENERAL
FUNCTION PUBLIC PROTECTION
ACTIVITY DETENTION AND CORRECTION

DETAIL BY REVENUE CATEGORY AND EXPENDITURE OBJECT	2014-2015 ACTUAL	2015-2016 ACTUAL	2016-2017 RECOMMENDED	2016-2017 ADOPTED BY BOARD OF SUPERVISORS
REVENUES				
INTERGOVERNMENTAL REVENUES-STATE	1,907,183	1,717,819	1,817,115	1,817,115
MISCELLANEOUS REVENUES	215,129	50,000	13,000	13,000
TRANSFERS IN	66,475	68,225	69,000	69,000
TOTAL REVENUES	**2,188,787**	**1,836,044**	**1,899,115**	**1,899,115**
EXPENDITURES/APPROPRIATIONS				
SALARIES AND BENEFITS	2,255,547	2,377,008	2,465,355	2,465,355
SERVICES AND SUPPLIES	2,337,851	2,776,302	2,370,770	2,370,770
COST REIMBURSEMENTS		(2,614)		
TOTAL EXPENDITURES/APPROPRIATIONS	**4,593,397**	**5,150,696**	**4,836,125**	**4,836,125**
NET COST	**2,404,610**	**3,314,652**	**2,937,010**	**2,937,010**

COUNTY OF SAN JOAQUIN
SCHEDULE 9
DETAIL OF FINANCING SOURCES AND FINANCING USES
GOVERNMENTAL FUNDS
FISCAL YEAR 2016-2017

BUDGET UNIT 2022785000 - PROB-JUV-SLESF-AB109
FUND 20052 - SUPPLE LAW ENFORCEMENT-AB109
FUNCTION PUBLIC PROTECTION
ACTIVITY DETENTION AND CORRECTION

DETAIL BY REVENUE CATEGORY AND EXPENDITURE OBJECT	2014-2015 ACTUAL	2015-2016 ACTUAL	2016-2017 RECOMMENDED	2016-2017 ADOPTED BY BOARD OF SUPERVISORS
REVENUES				
INTERGOVERNMENTAL REVENUES-STATE	2,431,387	2,472,640	2,290,448	2,290,448
TOTAL REVENUES	**2,431,387**	**2,472,640**	**2,290,448**	**2,290,448**
EXPENDITURES/APPROPRIATIONS				
SALARIES AND BENEFITS	1,231,083	1,225,686	1,643,851	1,643,851
SERVICES AND SUPPLIES	119,765	212,287	280,031	280,031
OTHER CHARGES	550,000	650,000	600,000	600,000
COST REIMBURSEMENTS	(193)	(1,629)	(6,300)	(6,300)
TOTAL EXPENDITURES/APPROPRIATIONS	**1,900,654**	**2,086,344**	**2,517,582**	**2,517,582**
NET COST	**(530,732)**	**(386,296)**	**227,134**	**227,134**

COUNTY OF SAN JOAQUIN
SCHEDULE 9
DETAIL OF FINANCING SOURCES AND FINANCING USES
GOVERNMENTAL FUNDS
FISCAL YEAR 2016-2017

BUDGET UNIT 2022800000 - PROBATION-JUVENILE DETENTION
FUND 10001 - GENERAL
FUNCTION PUBLIC PROTECTION
ACTIVITY DETENTION AND CORRECTION

DETAIL BY REVENUE CATEGORY AND EXPENDITURE OBJECT	2014-2015 ACTUAL	2015-2016 ACTUAL	2016-2017 RECOMMENDED	2016-2017 ADOPTED BY BOARD OF SUPERVISORS
REVENUES				
REVENUE FROM USE OF MONEY AND PROPERTY	294	281	300	300
INTERGOVERNMENTAL REVENUES-STATE	3,223,868	3,496,398	3,508,592	3,508,592
CHARGES FOR SERVICES	176,754	184,338	175,452	175,452
MISCELLANEOUS REVENUES	1,767	2,324	1,100	1,100
TOTAL REVENUES	**3,402,683**	**3,683,341**	**3,685,444**	**3,685,444**
EXPENDITURES/APPROPRIATIONS				
SALARIES AND BENEFITS	12,604,942	13,077,166	15,152,630	15,152,630
SERVICES AND SUPPLIES	2,454,802	2,570,869	2,844,567	2,844,567
CAPITAL ASSETS-STRUCTURES AND IMPROVEMENTS		18,445		
CAPITAL ASSETS-EQUIPMENT	20,507			
COST REIMBURSEMENTS	(1,020,325)	(1,068,964)	(998,967)	(998,967)
TOTAL EXPENDITURES/APPROPRIATIONS	**14,059,926**	**14,597,517**	**16,998,230**	**16,998,230**
NET COST	**10,657,243**	**10,914,175**	**13,312,786**	**13,312,786**

COUNTY OF SAN JOAQUIN
SCHEDULE 9
DETAIL OF FINANCING SOURCES AND FINANCING USES
GOVERNMENTAL FUNDS
FISCAL YEAR 2016-2017

BUDGET UNIT 2023024000 - JAG CENTRALIZED REV N COSTS
FUND 20024 - JUSTICE ASSISTANCE GRANT-JAG
FUNCTION PUBLIC PROTECTION
ACTIVITY DETENTION AND CORRECTION

DETAIL BY REVENUE CATEGORY AND EXPENDITURE OBJECT	2014-2015 ACTUAL	2015-2016 ACTUAL	2016-2017 RECOMMENDED	2016-2017 ADOPTED BY BOARD OF SUPERVISORS
REVENUES				
REVENUE FROM USE OF MONEY AND PROPERTY	628	709		
TOTAL REVENUES	**628**	**709**		
EXPENDITURES/APPROPRIATIONS				
SERVICES AND SUPPLIES	(190)	(1,016)	1,776	1,776
TOTAL EXPENDITURES/APPROPRIATIONS	**(190)**	**(1,016)**	**1,776**	**1,776**
NET COST	**(818)**	**(1,725)**	**1,776**	**1,776**

COUNTY OF SAN JOAQUIN
SCHEDULE 9
DETAIL OF FINANCING SOURCES AND FINANCING USES
GOVERNMENTAL FUNDS
FISCAL YEAR 2016-2017

BUDGET UNIT 2023040000 - FLOOD MANAGEMENT
FUND 10001 - GENERAL
FUNCTION PUBLIC PROTECTION
ACTIVITY FLOOD CONTROL

DETAIL BY REVENUE CATEGORY AND EXPENDITURE OBJECT	2014-2015 ACTUAL	2015-2016 ACTUAL	2016-2017 RECOMMENDED	2016-2017 ADOPTED BY BOARD OF SUPERVISORS
EXPENDITURES/APPROPRIATIONS				
SALARIES AND BENEFITS	640,841	603,804	630,603	630,603
SERVICES AND SUPPLIES	3,929	4,588	4,063	4,063
COST REIMBURSEMENTS	(644,770)	(608,392)	(634,666)	(634,666)
TOTAL EXPENDITURES/APPROPRIATIONS				
NET COST				

COUNTY OF SAN JOAQUIN
SCHEDULE 9
DETAIL OF FINANCING SOURCES AND FINANCING USES
GOVERNMENTAL FUNDS
FISCAL YEAR 2016-2017

BUDGET UNIT 2023060000 - WATER RESOURCES
FUND 10001 - GENERAL
FUNCTION PUBLIC PROTECTION
ACTIVITY FLOOD CONTROL

DETAIL BY REVENUE CATEGORY AND EXPENDITURE OBJECT	2014-2015 ACTUAL	2015-2016 ACTUAL	2016-2017 RECOMMENDED	2016-2017 ADOPTED BY BOARD OF SUPERVISORS
EXPENDITURES/APPROPRIATIONS				
SALARIES AND BENEFITS	798,118	1,009,644	1,066,881	1,066,881
SERVICES AND SUPPLIES	2,852	287,693	326,569	326,569
COST REIMBURSEMENTS	(800,970)	(1,297,338)	(1,393,450)	(1,393,450)
TOTAL EXPENDITURES/APPROPRIATIONS				
NET COST				

COUNTY OF SAN JOAQUIN
SCHEDULE 9
DETAIL OF FINANCING SOURCES AND FINANCING USES
GOVERNMENTAL FUNDS
FISCAL YEAR 2016-2017

BUDGET UNIT 2023070000 - DELTA ACTIVITIES
FUND 10001 - GENERAL
FUNCTION PUBLIC PROTECTION
ACTIVITY FLOOD CONTROL

DETAIL BY REVENUE CATEGORY AND EXPENDITURE OBJECT	2014-2015 ACTUAL	2015-2016 ACTUAL	2016-2017 RECOMMENDED	2016-2017 ADOPTED BY BOARD OF SUPERVISORS
REVENUES				
INTERGOVERNMENTAL REVENUES-OTHER	10,000			
TRANSFERS IN	580,000	600,000	590,000	590,000
TOTAL REVENUES	**590,000**	**600,000**	**590,000**	**590,000**
EXPENDITURES/APPROPRIATIONS				
SERVICES AND SUPPLIES	536,561	615,957	570,000	570,000
TRANSFERS OUT		20,000	20,000	20,000
TOTAL EXPENDITURES/APPROPRIATIONS	**536,561**	**635,957**	**590,000**	**590,000**
NET COST	**(53,439)**	**35,957**		

COUNTY OF SAN JOAQUIN
SCHEDULE 9
DETAIL OF FINANCING SOURCES AND FINANCING USES
GOVERNMENTAL FUNDS
FISCAL YEAR 2016-2017

BUDGET UNIT 2024100000 - FLOOD CHANNEL MAINTENANCE
FUND 10001 - GENERAL
FUNCTION PUBLIC PROTECTION
ACTIVITY FLOOD CONTROL

DETAIL BY REVENUE CATEGORY AND EXPENDITURE OBJECT	2014-2015 ACTUAL	2015-2016 ACTUAL	2016-2017 RECOMMENDED	2016-2017 ADOPTED BY BOARD OF SUPERVISORS
REVENUES				
MISCELLANEOUS REVENUES	4,589			
TOTAL REVENUES	**4,589**			
EXPENDITURES/APPROPRIATIONS				
SALARIES AND BENEFITS	2,386,352	2,056,373	2,664,446	2,664,446
SERVICES AND SUPPLIES	45,140	77,610	101,169	101,169
COST REIMBURSEMENTS	(2,421,438)	(2,133,982)	(2,765,615)	(2,765,615)
TOTAL EXPENDITURES/APPROPRIATIONS	**10,054**	**1**		
NET COST	**5,464**	**1**		

COUNTY OF SAN JOAQUIN
SCHEDULE 9
DETAIL OF FINANCING SOURCES AND FINANCING USES
GOVERNMENTAL FUNDS
FISCAL YEAR 2016-2017

BUDGET UNIT 2024700000 - AGRICULTURAL COMMISSIONER
FUND 10001 - GENERAL
FUNCTION PUBLIC PROTECTION
ACTIVITY PROTECTIVE INSPECTION

DETAIL BY REVENUE CATEGORY AND EXPENDITURE OBJECT	2014-2015 ACTUAL	2015-2016 ACTUAL	2016-2017 RECOMMENDED	2016-2017 ADOPTED BY BOARD OF SUPERVISORS
REVENUES				
LICENSES, PERMITS AND FRANCHISES	20,870	19,895	19,110	19,110
INTERGOVERNMENTAL REVENUES-STATE	2,575,023	3,113,765	2,944,986	2,944,986
INTERGOVERNMENTAL REVENUES-OTHER			2,500	2,500
CHARGES FOR SERVICES	14,515	7,898	621,300	621,300
MISCELLANEOUS REVENUES	2,995	10,726	10,200	10,200
TRANSFERS IN	748,805	338,585	1,037,838	1,037,838
TOTAL REVENUES	**3,362,209**	**3,490,868**	**4,635,934**	**4,635,934**
EXPENDITURES/APPROPRIATIONS				
SALARIES AND BENEFITS	3,726,974	3,954,378	4,797,046	4,797,046
SERVICES AND SUPPLIES	868,747	793,022	1,235,979	1,235,979
OTHER CHARGES	2,500	2,500	2,500	2,500
CAPITAL ASSETS-EQUIPMENT			57,000	57,000
COST REIMBURSEMENTS	(192,969)	(207,176)	(39,071)	(39,071)
TOTAL EXPENDITURES/APPROPRIATIONS	**4,405,252**	**4,542,724**	**6,053,454**	**6,053,454**
NET COST	**1,043,043**	**1,051,855**	**1,417,520**	**1,417,520**

COUNTY OF SAN JOAQUIN
SCHEDULE 9
DETAIL OF FINANCING SOURCES AND FINANCING USES
GOVERNMENTAL FUNDS
FISCAL YEAR 2016-2017

BUDGET UNIT	**2024701000 - GLASSY-WINGED SHARPSHOOTER PRE**
FUND	**10001 - GENERAL**
FUNCTION	**PUBLIC PROTECTION**
ACTIVITY	**PROTECTIVE INSPECTION**

DETAIL BY REVENUE CATEGORY AND EXPENDITURE OBJECT	2014-2015 ACTUAL	2015-2016 ACTUAL	2016-2017 RECOMMENDED	2016-2017 ADOPTED BY BOARD OF SUPERVISORS
REVENUES				
INTERGOVERNMENTAL REVENUES-STATE	225,217	116,216		
TOTAL REVENUES	**225,217**	**116,216**		
EXPENDITURES/APPROPRIATIONS				
SALARIES AND BENEFITS	150,384	120,816		
SERVICES AND SUPPLIES	74,833	106,282		
TOTAL EXPENDITURES/APPROPRIATIONS	**225,217**	**227,097**		
NET COST		**110,881**		

COUNTY OF SAN JOAQUIN
SCHEDULE 9
DETAIL OF FINANCING SOURCES AND FINANCING USES
GOVERNMENTAL FUNDS
FISCAL YEAR 2016-2017

BUDGET UNIT 2024900000 - SEALER OF WEIGHTS MEASURES
FUND 10001 - GENERAL
FUNCTION PUBLIC PROTECTION
ACTIVITY PROTECTIVE INSPECTION

DETAIL BY REVENUE CATEGORY AND EXPENDITURE OBJECT	2014-2015 ACTUAL	2015-2016 ACTUAL	2016-2017 RECOMMENDED	2016-2017 ADOPTED BY BOARD OF SUPERVISORS
REVENUES				
INTERGOVERNMENTAL REVENUES-STATE	22,040	17,889		
INTERGOVERNMENTAL REVENUES-OTHER	6,434	5,660		
CHARGES FOR SERVICES	580,881	620,987		
TOTAL REVENUES	**609,355**	**644,536**		
EXPENDITURES/APPROPRIATIONS				
SALARIES AND BENEFITS	460,814	495,737		
SERVICES AND SUPPLIES	163,275	170,158		
CAPITAL ASSETS-EQUIPMENT	48,129	69,991		
TOTAL EXPENDITURES/APPROPRIATIONS	**672,217**	**735,886**		
NET COST	**62,862**	**91,350**		

COUNTY OF SAN JOAQUIN
SCHEDULE 9
DETAIL OF FINANCING SOURCES AND FINANCING USES
GOVERNMENTAL FUNDS
FISCAL YEAR 2016-2017

BUDGET UNIT 2025600000 - COMMUNITY DEVELOPMENT SERVICES
FUND 10001 - GENERAL
FUNCTION PUBLIC PROTECTION
ACTIVITY PROTECTIVE INSPECTION

DETAIL BY REVENUE CATEGORY AND EXPENDITURE OBJECT	2014-2015 ACTUAL	2015-2016 ACTUAL	2016-2017 RECOMMENDED	2016-2017 ADOPTED BY BOARD OF SUPERVISORS
REVENUES				
LICENSES, PERMITS AND FRANCHISES	3,402,157	3,543,518	3,443,606	3,443,606
INTERGOVERNMENTAL REVENUES-STATE	47,668	38,135	38,495	38,495
INTERGOVERNMENTAL REVENUES-FEDERAL		1,656		
CHARGES FOR SERVICES	1,339,266	1,184,265	1,446,900	1,446,900
MISCELLANEOUS REVENUES	2,109	10,678	1,200	1,200
TOTAL REVENUES	**4,791,199**	**4,778,253**	**4,930,201**	**4,930,201**
EXPENDITURES/APPROPRIATIONS				
SALARIES AND BENEFITS	4,913,050	5,212,120	6,078,763	6,078,763
SERVICES AND SUPPLIES	1,423,655	912,739	1,427,564	1,427,564
CAPITAL ASSETS-EQUIPMENT	25,941	8,517	137,150	137,150
COST REIMBURSEMENTS	(3,420)		(5,000)	(5,000)
TOTAL EXPENDITURES/APPROPRIATIONS	**6,359,226**	**6,133,376**	**7,638,477**	**7,638,477**
NET COST	**1,568,026**	**1,355,122**	**2,708,276**	**2,708,276**

COUNTY OF SAN JOAQUIN
SCHEDULE 9
DETAIL OF FINANCING SOURCES AND FINANCING USES
GOVERNMENTAL FUNDS
FISCAL YEAR 2016-2017

BUDGET UNIT 2025700000 - SHERIFF-PUBLIC ADMINISTRATOR
FUND 10001 - GENERAL
FUNCTION PUBLIC PROTECTION
ACTIVITY OTHER PROTECTION

DETAIL BY REVENUE CATEGORY AND EXPENDITURE OBJECT	2014-2015 ACTUAL	2015-2016 ACTUAL	2016-2017 RECOMMENDED	2016-2017 ADOPTED BY BOARD OF SUPERVISORS
REVENUES				
CHARGES FOR SERVICES	129,356	134,064	99,000	99,000
TOTAL REVENUES	**129,356**	**134,064**	**99,000**	**99,000**
EXPENDITURES/APPROPRIATIONS				
SALARIES AND BENEFITS	385,584	411,744	432,211	432,211
SERVICES AND SUPPLIES	20,828	20,434	31,719	31,719
TOTAL EXPENDITURES/APPROPRIATIONS	**406,412**	**432,178**	**463,930**	**463,930**
NET COST	**277,055**	**298,114**	**364,930**	**364,930**

COUNTY OF SAN JOAQUIN
SCHEDULE 9
DETAIL OF FINANCING SOURCES AND FINANCING USES
GOVERNMENTAL FUNDS
FISCAL YEAR 2016-2017

BUDGET UNIT 2025900000 - RECORDER-COUNTY CLERK
FUND 10001 - GENERAL
FUNCTION PUBLIC PROTECTION
ACTIVITY OTHER PROTECTION

DETAIL BY REVENUE CATEGORY AND EXPENDITURE OBJECT	2014-2015 ACTUAL	2015-2016 ACTUAL	2016-2017 RECOMMENDED	2016-2017 ADOPTED BY BOARD OF SUPERVISORS
REVENUES				
LICENSES, PERMITS AND FRANCHISES	4,052	4,055	3,000	3,000
CHARGES FOR SERVICES	2,643,603	2,894,479	2,696,286	2,696,286
MISCELLANEOUS REVENUES	(9,003)	(8,248)	8,800	8,800
TRANSFERS IN	490,006	129,849	659,600	659,600
TOTAL REVENUES	**3,128,657**	**3,020,136**	**3,367,686**	**3,367,686**
EXPENDITURES/APPROPRIATIONS				
SALARIES AND BENEFITS	1,759,241	1,758,464	1,834,055	1,834,055
SERVICES AND SUPPLIES	238,582	236,797	317,905	317,905
CAPITAL ASSETS-EQUIPMENT	2,702			
TRANSFERS OUT	60,000	60,000	60,000	60,000
TOTAL EXPENDITURES/APPROPRIATIONS	**2,060,525**	**2,055,261**	**2,211,960**	**2,211,960**
NET COST	**(1,068,132)**	**(964,875)**	**(1,155,726)**	**(1,155,726)**

COUNTY OF SAN JOAQUIN
SCHEDULE 9
DETAIL OF FINANCING SOURCES AND FINANCING USES
GOVERNMENTAL FUNDS
FISCAL YEAR 2016-2017

BUDGET UNIT 2025901000 - RECORDER-EQUIPMENT AUTOMATION
FUND 20037 - RECORDERS MODERNIZATION
FUNCTION PUBLIC PROTECTION
ACTIVITY OTHER PROTECTION

DETAIL BY REVENUE CATEGORY AND EXPENDITURE OBJECT	2014-2015 ACTUAL	2015-2016 ACTUAL	2016-2017 RECOMMENDED	2016-2017 ADOPTED BY BOARD OF SUPERVISORS
REVENUES				
REVENUE FROM USE OF MONEY AND PROPERTY	12,542	21,071	14,000	14,000
CHARGES FOR SERVICES	797,298	891,611	770,000	770,000
TRANSFERS IN	73,603	90,020	84,000	84,000
TOTAL REVENUES	**883,443**	**1,002,702**	**868,000**	**868,000**
EXPENDITURES/APPROPRIATIONS				
SERVICES AND SUPPLIES	242,114	611,118	438,150	438,150
CAPITAL ASSETS-STRUCTURES AND IMPROVEMENTS	74,975			
CAPITAL ASSETS-EQUIPMENT	15,862		80,000	80,000
TRANSFERS OUT	655,500	25,513	900,000	900,000
TOTAL EXPENDITURES/APPROPRIATIONS	**988,451**	**636,631**	**1,418,150**	**1,418,150**
NET COST	**105,007**	**(366,071)**	**550,150**	**550,150**

COUNTY OF SAN JOAQUIN
SCHEDULE 9
DETAIL OF FINANCING SOURCES AND FINANCING USES
GOVERNMENTAL FUNDS
FISCAL YEAR 2016-2017

BUDGET UNIT	**2026000000 - EMERGENCY SERVICES**
FUND	**10001 - GENERAL**
FUNCTION	**PUBLIC PROTECTION**
ACTIVITY	**OTHER PROTECTION**

DETAIL BY REVENUE CATEGORY AND EXPENDITURE OBJECT	2014-2015 ACTUAL	2015-2016 ACTUAL	2016-2017 RECOMMENDED	2016-2017 ADOPTED BY BOARD OF SUPERVISORS
REVENUES				
INTERGOVERNMENTAL REVENUES-FEDERAL	352,610	426,697	730,968	730,968
MISCELLANEOUS REVENUES	342			
TOTAL REVENUES	**352,952**	**426,697**	**730,968**	**730,968**
EXPENDITURES/APPROPRIATIONS				
SALARIES AND BENEFITS	788,275	868,633	712,189	712,189
SERVICES AND SUPPLIES	139,018	143,503	603,590	603,590
TOTAL EXPENDITURES/APPROPRIATIONS	**927,293**	**1,012,136**	**1,315,779**	**1,315,779**
NET COST	**574,341**	**585,438**	**584,811**	**584,811**

COUNTY OF SAN JOAQUIN
SCHEDULE 9
DETAIL OF FINANCING SOURCES AND FINANCING USES
GOVERNMENTAL FUNDS
FISCAL YEAR 2016-2017

BUDGET UNIT 2026000150 - EMERGENCY SVS-GRANTS
FUND 10001 - GENERAL
FUNCTION PUBLIC PROTECTION
ACTIVITY OTHER PROTECTION

DETAIL BY REVENUE CATEGORY AND EXPENDITURE OBJECT	2014-2015 ACTUAL	2015-2016 ACTUAL	2016-2017 RECOMMENDED	2016-2017 ADOPTED BY BOARD OF SUPERVISORS
REVENUES				
INTERGOVERNMENTAL REVENUES-FEDERAL	1,150,987	768,228	737,915	737,915
TOTAL REVENUES	**1,150,987**	**768,228**	**737,915**	**737,915**
EXPENDITURES/APPROPRIATIONS				
SERVICES AND SUPPLIES	346,717	90,794	302,400	302,400
CAPITAL ASSETS-EQUIPMENT	610,391	703,639	435,515	435,515
TOTAL EXPENDITURES/APPROPRIATIONS	**957,108**	**794,433**	**737,915**	**737,915**
NET COST	**(193,879)**	**26,204**		

COUNTY OF SAN JOAQUIN
SCHEDULE 9
DETAIL OF FINANCING SOURCES AND FINANCING USES
GOVERNMENTAL FUNDS
FISCAL YEAR 2016-2017

BUDGET UNIT 2026300000 - ANIMAL CONTROL DIVISION
FUND 20010 - RABIES TREATMENT
FUNCTION PUBLIC PROTECTION
ACTIVITY OTHER PROTECTION

DETAIL BY REVENUE CATEGORY AND EXPENDITURE OBJECT	2014-2015 ACTUAL	2015-2016 ACTUAL	2016-2017 RECOMMENDED	2016-2017 ADOPTED BY BOARD OF SUPERVISORS
REVENUES				
LICENSES, PERMITS AND FRANCHISES	60,096			
MISCELLANEOUS REVENUES	10			
TOTAL REVENUES	**60,106**			
EXPENDITURES/APPROPRIATIONS				
TRANSFERS OUT	60,106			
TOTAL EXPENDITURES/APPROPRIATIONS	**60,106**			
NET COST				

COUNTY OF SAN JOAQUIN
SCHEDULE 9
DETAIL OF FINANCING SOURCES AND FINANCING USES
GOVERNMENTAL FUNDS
FISCAL YEAR 2016-2017

BUDGET UNIT	**2026500000 - FISH - GAME PROPAGATION**
FUND	**20005 - FISH AND GAME**
FUNCTION	**PUBLIC PROTECTION**
ACTIVITY	**OTHER PROTECTION**

DETAIL BY REVENUE CATEGORY AND EXPENDITURE OBJECT	2014-2015 ACTUAL	2015-2016 ACTUAL	2016-2017 RECOMMENDED	2016-2017 ADOPTED BY BOARD OF SUPERVISORS
REVENUES				
FINES, FORFEITURES AND PENALTIES	8,564	6,980	6,000	6,000
TOTAL REVENUES	**8,564**	**6,980**	**6,000**	**6,000**
EXPENDITURES/APPROPRIATIONS				
SALARIES AND BENEFITS	20,089	20,033	24,960	24,960
SERVICES AND SUPPLIES			6,000	6,000
OTHER CHARGES			20,000	20,000
TRANSFERS OUT	9,179	11,005	12,295	12,295
TOTAL EXPENDITURES/APPROPRIATIONS	**29,269**	**31,037**	**63,255**	**63,255**
NET COST	**20,704**	**24,057**	**57,255**	**57,255**

COUNTY OF SAN JOAQUIN
SCHEDULE 9
DETAIL OF FINANCING SOURCES AND FINANCING USES
GOVERNMENTAL FUNDS
FISCAL YEAR 2016-2017

BUDGET UNIT	**2026700000 - LAFCO CONTRIBUTION**
FUND	**10001 - GENERAL**
FUNCTION	**PUBLIC PROTECTION**
ACTIVITY	**OTHER PROTECTION**

DETAIL BY REVENUE CATEGORY AND EXPENDITURE OBJECT	2014-2015 ACTUAL	2015-2016 ACTUAL	2016-2017 RECOMMENDED	2016-2017 ADOPTED BY BOARD OF SUPERVISORS
EXPENDITURES/APPROPRIATIONS				
OTHER CHARGES	200,000	210,000	210,000	210,000
TOTAL EXPENDITURES/APPROPRIATIONS	**200,000**	**210,000**	**210,000**	**210,000**
NET COST	**200,000**	**210,000**	**210,000**	**210,000**

COUNTY OF SAN JOAQUIN
SCHEDULE 9
DETAIL OF FINANCING SOURCES AND FINANCING USES
GOVERNMENTAL FUNDS
FISCAL YEAR 2016-2017

BUDGET UNIT 3030101000 - PUBLIC WORKS-ADMINISTRATION
FUND 20002 - ROAD
FUNCTION PUBLIC WAYS & FACILITIES
ACTIVITY PUBLIC WAYS

DETAIL BY REVENUE CATEGORY AND EXPENDITURE OBJECT	2014-2015 ACTUAL	2015-2016 ACTUAL	2016-2017 RECOMMENDED	2016-2017 ADOPTED BY BOARD OF SUPERVISORS
REVENUES				
TAXES	9,440,907	10,590,202	11,685,051	11,685,051
LICENSES, PERMITS AND FRANCHISES	145,402	140,730	145,040	145,040
REVENUE FROM USE OF MONEY AND PROPERTY	91,211	175,837	100,000	100,000
INTERGOVERNMENTAL REVENUES-STATE	18,286,538	13,975,368	13,121,974	13,121,974
INTERGOVERNMENTAL REVENUES-FEDERAL	7,774,390	4,602,221	11,472,885	11,472,885
INTERGOVERNMENTAL REVENUES-OTHER	155,752	126,055	183,723	183,723
CHARGES FOR SERVICES	908,109	1,220,111	1,106,000	1,106,000
MISCELLANEOUS REVENUES	68,782	137,238	60,070	60,070
TRANSFERS IN	584,933	256,173	238,100	238,100
TOTAL REVENUES	**37,456,026**	**31,223,936**	**38,112,843**	**38,112,843**
EXPENDITURES/APPROPRIATIONS				
SALARIES AND BENEFITS	3,298,536	3,443,228	3,747,412	3,747,412
SERVICES AND SUPPLIES	2,114,778	2,272,370	2,780,138	2,780,138
CAPITAL ASSETS-EQUIPMENT	25,974	5,589	57,000	57,000
COST REIMBURSEMENTS	(2,101,796)	(2,112,790)	(2,253,000)	(2,253,000)
TOTAL EXPENDITURES/APPROPRIATIONS	**3,337,491**	**3,608,397**	**4,331,550**	**4,331,550**
NET COST	**(34,118,534)**	**(27,615,539)**	**(33,781,293)**	**(33,781,293)**

COUNTY OF SAN JOAQUIN
SCHEDULE 9
DETAIL OF FINANCING SOURCES AND FINANCING USES
GOVERNMENTAL FUNDS
FISCAL YEAR 2016-2017

BUDGET UNIT 3030103000 - PUBLIC WORKS-ENGINEERING
FUND 20002 - ROAD
FUNCTION PUBLIC WAYS & FACILITIES
ACTIVITY PUBLIC WAYS

DETAIL BY REVENUE CATEGORY AND EXPENDITURE OBJECT	2014-2015 ACTUAL	2015-2016 ACTUAL	2016-2017 RECOMMENDED	2016-2017 ADOPTED BY BOARD OF SUPERVISORS
REVENUES				
MISCELLANEOUS REVENUES	2,402	1,481		
TOTAL REVENUES	**2,402**	**1,481**		
EXPENDITURES/APPROPRIATIONS				
SALARIES AND BENEFITS	6,251,202	6,282,673	7,187,216	7,187,216
SERVICES AND SUPPLIES	1,854,978	2,679,968	6,023,769	6,023,769
CAPITAL ASSETS-EQUIPMENT	14,779	7,352		
COST REIMBURSEMENTS	(1,188,575)	(770,793)	(1,891,200)	(1,891,200)
TOTAL EXPENDITURES/APPROPRIATIONS	**6,932,383**	**8,199,201**	**11,319,785**	**11,319,785**
NET COST	**6,929,981**	**8,197,719**	**11,319,785**	**11,319,785**

COUNTY OF SAN JOAQUIN
SCHEDULE 9
DETAIL OF FINANCING SOURCES AND FINANCING USES
GOVERNMENTAL FUNDS
FISCAL YEAR 2016-2017

BUDGET UNIT 3030105000 - PUBLIC WORKS-ROAD MAINT
FUND 20002 - ROAD
FUNCTION PUBLIC WAYS & FACILITIES
ACTIVITY PUBLIC WAYS

DETAIL BY REVENUE CATEGORY AND EXPENDITURE OBJECT	2014-2015 ACTUAL	2015-2016 ACTUAL	2016-2017 RECOMMENDED	2016-2017 ADOPTED BY BOARD OF SUPERVISORS
EXPENDITURES/APPROPRIATIONS				
SALARIES AND BENEFITS	7,604,372	7,332,990	8,791,060	8,791,060
SERVICES AND SUPPLIES	4,162,257	4,724,289	5,846,104	5,846,104
OTHER CHARGES	54	109	400	400
CAPITAL ASSETS-STRUCTURES AND IMPROVEMENTS	953,903	812,494	1,315,000	1,315,000
CAPITAL ASSETS-EQUIPMENT	46,608	8,360	517,750	517,750
COST REIMBURSEMENTS	(771,043)	(633,678)	(710,000)	(710,000)
TRANSFERS OUT	1,373,698	626,302		
TOTAL EXPENDITURES/APPROPRIATIONS	**13,369,848**	**12,870,866**	**15,760,314**	**15,760,314**
NET COST	**13,369,848**	**12,870,866**	**15,760,314**	**15,760,314**

COUNTY OF SAN JOAQUIN
SCHEDULE 9
DETAIL OF FINANCING SOURCES AND FINANCING USES
GOVERNMENTAL FUNDS
FISCAL YEAR 2016-2017

BUDGET UNIT 3030106000 - PUBLIC WORKS-CONSTRUCTION
FUND 20002 - ROAD
FUNCTION PUBLIC WAYS & FACILITIES
ACTIVITY PUBLIC WAYS

DETAIL BY REVENUE CATEGORY AND EXPENDITURE OBJECT	2014-2015 ACTUAL	2015-2016 ACTUAL	2016-2017 RECOMMENDED	2016-2017 ADOPTED BY BOARD OF SUPERVISORS
EXPENDITURES/APPROPRIATIONS				
OTHER CHARGES	71,674	56,382	325,600	325,600
CAPITAL ASSETS-STRUCTURES AND IMPROVEMENTS	13,334,622	12,820,779	39,604,816	39,604,816
COST REIMBURSEMENTS	(3,149,323)	(175,812)	(1,760,000)	(1,760,000)
TRANSFERS OUT			250,000	250,000
TOTAL EXPENDITURES/APPROPRIATIONS	**10,256,973**	**12,701,349**	**38,420,416**	**38,420,416**
NET COST	**10,256,973**	**12,701,349**	**38,420,416**	**38,420,416**

COUNTY OF SAN JOAQUIN
SCHEDULE 9
DETAIL OF FINANCING SOURCES AND FINANCING USES
GOVERNMENTAL FUNDS
FISCAL YEAR 2016-2017

BUDGET UNIT 3030108000 - PUBLIC WORKS-DEVELOPMENT SVS
FUND 20002 - ROAD
FUNCTION PUBLIC WAYS & FACILITIES
ACTIVITY PUBLIC WAYS

DETAIL BY REVENUE CATEGORY AND EXPENDITURE OBJECT	2014-2015 ACTUAL	2015-2016 ACTUAL	2016-2017 RECOMMENDED	2016-2017 ADOPTED BY BOARD OF SUPERVISORS
EXPENDITURES/APPROPRIATIONS				
SALARIES AND BENEFITS	572,167	588,358	670,481	670,481
SERVICES AND SUPPLIES	142,994	101,541	124,536	124,536
COST REIMBURSEMENTS	(62,193)	(78,218)	(106,000)	(106,000)
TOTAL EXPENDITURES/APPROPRIATIONS	**652,968**	**611,681**	**689,017**	**689,017**
NET COST	**652,968**	**611,680**	**689,017**	**689,017**

COUNTY OF SAN JOAQUIN
SCHEDULE 9
DETAIL OF FINANCING SOURCES AND FINANCING USES
GOVERNMENTAL FUNDS
FISCAL YEAR 2016-2017

BUDGET UNIT 3030900000 - COMMUNITY INFRA-ENGINEERIN SVS
FUND 10001 - GENERAL
FUNCTION PUBLIC WAYS & FACILITIES
ACTIVITY PUBLIC WAYS

DETAIL BY REVENUE CATEGORY AND EXPENDITURE OBJECT	2014-2015 ACTUAL	2015-2016 ACTUAL	2016-2017 RECOMMENDED	2016-2017 ADOPTED BY BOARD OF SUPERVISORS
REVENUES				
CHARGES FOR SERVICES	6,298	14,245	59,000	59,000
MISCELLANEOUS REVENUES	19,119	11,200	10,000	10,000
TOTAL REVENUES	**25,417**	**25,445**	**69,000**	**69,000**
EXPENDITURES/APPROPRIATIONS				
SALARIES AND BENEFITS	949,152	972,421	990,610	990,610
SERVICES AND SUPPLIES	38,040	50,402	231,828	231,828
COST REIMBURSEMENTS	(961,762)	(997,352)	(1,153,438)	(1,153,438)
TOTAL EXPENDITURES/APPROPRIATIONS	**25,429**	**25,471**	**69,000**	**69,000**
NET COST	**12**	**27**		

COUNTY OF SAN JOAQUIN
SCHEDULE 9
DETAIL OF FINANCING SOURCES AND FINANCING USES
GOVERNMENTAL FUNDS
FISCAL YEAR 2016-2017

BUDGET UNIT 3031300000 - ROAD DISTRICT NO 1
FUND 20013 - ROAD DISTRICT NO 1
FUNCTION PUBLIC WAYS & FACILITIES
ACTIVITY PUBLIC WAYS

DETAIL BY REVENUE CATEGORY AND EXPENDITURE OBJECT	2014-2015 ACTUAL	2015-2016 ACTUAL	2016-2017 RECOMMENDED	2016-2017 ADOPTED BY BOARD OF SUPERVISORS
REVENUES				
TAXES	583,949	596,032	624,747	624,747
REVENUE FROM USE OF MONEY AND PROPERTY	4,654	6,632	6,000	6,000
INTERGOVERNMENTAL REVENUES-STATE	6,016	5,664	5,925	5,925
INTERGOVERNMENTAL REVENUES-OTHER	2,200	1,500	18,320	18,320
TOTAL REVENUES	**596,819**	**609,828**	**654,992**	**654,992**
EXPENDITURES/APPROPRIATIONS				
SERVICES AND SUPPLIES	41,088	31,574	57,600	57,600
CAPITAL ASSETS-STRUCTURES AND IMPROVEMENTS	1,091,408	313,289	878,832	878,832
COST REIMBURSEMENTS	(41,092)			
TRANSFERS OUT	40,454	16,232	15,600	15,600
TOTAL EXPENDITURES/APPROPRIATIONS	**1,131,858**	**361,095**	**952,032**	**952,032**
NET COST	**535,038**	**(248,732)**	**297,040**	**297,040**

COUNTY OF SAN JOAQUIN
SCHEDULE 9
DETAIL OF FINANCING SOURCES AND FINANCING USES
GOVERNMENTAL FUNDS
FISCAL YEAR 2016-2017

BUDGET UNIT 3031400000 - ROAD DISTRICT NO 2
FUND 20014 - ROAD DISTRICT NO 2
FUNCTION PUBLIC WAYS & FACILITIES
ACTIVITY PUBLIC WAYS

DETAIL BY REVENUE CATEGORY AND EXPENDITURE OBJECT	2014-2015 ACTUAL	2015-2016 ACTUAL	2016-2017 RECOMMENDED	2016-2017 ADOPTED BY BOARD OF SUPERVISORS
REVENUES				
TAXES	359,760	388,965	407,850	407,850
REVENUE FROM USE OF MONEY AND PROPERTY	2,143	3,268	2,750	2,750
INTERGOVERNMENTAL REVENUES-STATE	3,668	3,672	3,842	3,842
MISCELLANEOUS REVENUES	18			
TRANSFERS IN			250,000	250,000
TOTAL REVENUES	**365,589**	**395,905**	**664,442**	**664,442**
EXPENDITURES/APPROPRIATIONS				
SERVICES AND SUPPLIES	54,856	67,412	95,300	95,300
CAPITAL ASSETS-STRUCTURES AND IMPROVEMENTS	309,285	309,157	918,844	918,844
TRANSFERS OUT	28,643	14,268	13,750	13,750
TOTAL EXPENDITURES/APPROPRIATIONS	**392,784**	**390,837**	**1,027,894**	**1,027,894**
NET COST	**27,195**	**(5,067)**	**363,452**	**363,452**

COUNTY OF SAN JOAQUIN
SCHEDULE 9
DETAIL OF FINANCING SOURCES AND FINANCING USES
GOVERNMENTAL FUNDS
FISCAL YEAR 2016-2017

BUDGET UNIT 3031500000 - ROAD DISTRICT NO 3
FUND 20015 - ROAD DISTRICT NO 3
FUNCTION PUBLIC WAYS & FACILITIES
ACTIVITY PUBLIC WAYS

DETAIL BY REVENUE CATEGORY AND EXPENDITURE OBJECT	2014-2015 ACTUAL	2015-2016 ACTUAL	2016-2017 RECOMMENDED	2016-2017 ADOPTED BY BOARD OF SUPERVISORS
REVENUES				
TAXES	741,192	777,696	817,065	817,065
REVENUE FROM USE OF MONEY AND PROPERTY	2,532	4,694	4,000	4,000
INTERGOVERNMENTAL REVENUES-STATE	6,199	6,063	6,344	6,344
TOTAL REVENUES	**749,923**	**788,453**	**827,409**	**827,409**
EXPENDITURES/APPROPRIATIONS				
SERVICES AND SUPPLIES	27,792	25,714	46,700	46,700
OTHER CHARGES	7,000	7,000	7,000	7,000
CAPITAL ASSETS-STRUCTURES AND IMPROVEMENTS	630,231	345,125	1,172,034	1,172,034
TRANSFERS OUT	146,032	65,694	65,000	65,000
TOTAL EXPENDITURES/APPROPRIATIONS	**811,055**	**443,533**	**1,290,734**	**1,290,734**
NET COST	**61,131**	**(344,920)**	**463,325**	**463,325**

COUNTY OF SAN JOAQUIN
SCHEDULE 9
DETAIL OF FINANCING SOURCES AND FINANCING USES
GOVERNMENTAL FUNDS
FISCAL YEAR 2016-2017

BUDGET UNIT 3031600000 - ROAD DISTRICT NO 4
FUND 20016 - ROAD DISTRICT NO 4
FUNCTION PUBLIC WAYS & FACILITIES
ACTIVITY PUBLIC WAYS

DETAIL BY REVENUE CATEGORY AND EXPENDITURE OBJECT	2014-2015 ACTUAL	2015-2016 ACTUAL	2016-2017 RECOMMENDED	2016-2017 ADOPTED BY BOARD OF SUPERVISORS
REVENUES				
TAXES	3,375,338	3,646,016	3,822,003	3,822,003
REVENUE FROM USE OF MONEY AND PROPERTY	11,080	19,886	17,000	17,000
INTERGOVERNMENTAL REVENUES-STATE	35,149	35,096	36,725	36,725
CHARGES FOR SERVICES	500	500		
MISCELLANEOUS REVENUES		22		
TRANSFERS IN	25,815			
TOTAL REVENUES	**3,447,882**	**3,701,520**	**3,875,728**	**3,875,728**
EXPENDITURES/APPROPRIATIONS				
SERVICES AND SUPPLIES	138,487	129,672	155,800	155,800
CAPITAL ASSETS-STRUCTURES AND IMPROVEMENTS	3,233,212	2,768,752	4,220,768	4,220,768
TRANSFERS OUT	233,380	116,286	113,400	113,400
TOTAL EXPENDITURES/APPROPRIATIONS	**3,605,079**	**3,014,710**	**4,489,968**	**4,489,968**
NET COST	**157,196**	**(686,810)**	**614,240**	**614,240**

COUNTY OF SAN JOAQUIN
SCHEDULE 9
DETAIL OF FINANCING SOURCES AND FINANCING USES
GOVERNMENTAL FUNDS
FISCAL YEAR 2016-2017

BUDGET UNIT 3031700000 - ROAD DISTRICT NO 5
FUND 20017 - ROAD DISTRICT NO 5
FUNCTION PUBLIC WAYS & FACILITIES
ACTIVITY PUBLIC WAYS

DETAIL BY REVENUE CATEGORY AND EXPENDITURE OBJECT	2014-2015 ACTUAL	2015-2016 ACTUAL	2016-2017 RECOMMENDED	2016-2017 ADOPTED BY BOARD OF SUPERVISORS
REVENUES				
TAXES	1,029,198	1,104,454	1,184,279	1,184,279
REVENUE FROM USE OF MONEY AND PROPERTY	8,175	11,693	10,500	10,500
INTERGOVERNMENTAL REVENUES-STATE	10,499	10,447	10,931	10,931
INTERGOVERNMENTAL REVENUES-OTHER	5,665	3,150		
MISCELLANEOUS REVENUES	49			
TOTAL REVENUES	**1,053,586**	**1,129,744**	**1,205,710**	**1,205,710**
EXPENDITURES/APPROPRIATIONS				
SERVICES AND SUPPLIES	55,519	52,084	76,400	76,400
CAPITAL ASSETS-STRUCTURES AND IMPROVEMENTS	1,028,649	884,188	1,257,211	1,257,211
COST REIMBURSEMENTS	(8,500)			
TRANSFERS OUT	135,075	68,693	42,500	42,500
APPROPRIATIONS FOR CONTINGENCIES	241,458			
TOTAL EXPENDITURES/APPROPRIATIONS	**1,452,201**	**1,004,965**	**1,376,111**	**1,376,111**
NET COST	**398,615**	**(124,778)**	**170,401**	**170,401**

COUNTY OF SAN JOAQUIN
SCHEDULE 9
DETAIL OF FINANCING SOURCES AND FINANCING USES
GOVERNMENTAL FUNDS
FISCAL YEAR 2016-2017

BUDGET UNIT	**3039900000 - COMMUNITY INFRASTRUCTURE PROGR**
FUND	**20039 - COMMUNITY INFRASTRUCTURE**
FUNCTION	**PUBLIC WAYS & FACILITIES**
ACTIVITY	**PUBLIC WAYS**

DETAIL BY REVENUE CATEGORY AND EXPENDITURE OBJECT	2014-2015 ACTUAL	2015-2016 ACTUAL	2016-2017 RECOMMENDED	2016-2017 ADOPTED BY BOARD OF SUPERVISORS
REVENUES				
REVENUE FROM USE OF MONEY AND PROPERTY	60,898	100,189	90,000	90,000
CHARGES FOR SERVICES	746,888	1,054,718	996,000	996,000
TOTAL REVENUES	**807,786**	**1,154,907**	**1,086,000**	**1,086,000**
EXPENDITURES/APPROPRIATIONS				
SERVICES AND SUPPLIES	3,271,767	612,383	2,500,000	2,500,000
TOTAL EXPENDITURES/APPROPRIATIONS	**3,271,767**	**612,383**	**2,500,000**	**2,500,000**
NET COST	**2,463,981**	**(542,524)**	**1,414,000**	**1,414,000**

COUNTY OF SAN JOAQUIN
SCHEDULE 9
DETAIL OF FINANCING SOURCES AND FINANCING USES
GOVERNMENTAL FUNDS
FISCAL YEAR 2016-2017

BUDGET UNIT	3039901000 - COMMUNITY INFRASTRUCTURE-FLAG
FUND	20039 - COMMUNITY INFRASTRUCTURE
FUNCTION	PUBLIC WAYS & FACILITIES
ACTIVITY	PUBLIC WAYS

DETAIL BY REVENUE CATEGORY AND EXPENDITURE OBJECT	2014-2015 ACTUAL	2015-2016 ACTUAL	2016-2017 RECOMMENDED	2016-2017 ADOPTED BY BOARD OF SUPERVISORS
REVENUES				
CHARGES FOR SERVICES	208,102	350		
TOTAL REVENUES	**208,102**	**350**		
EXPENDITURES/APPROPRIATIONS				
SERVICES AND SUPPLIES	245,596			
TOTAL EXPENDITURES/APPROPRIATIONS	**245,596**			
NET COST	**37,494**	**(350)**		

COUNTY OF SAN JOAQUIN
SCHEDULE 9
DETAIL OF FINANCING SOURCES AND FINANCING USES
GOVERNMENTAL FUNDS
FISCAL YEAR 2016-2017

BUDGET UNIT	**3039902000 - COMMUNITY INFRASTRUCTURE-RTIF**
FUND	**20039 - COMMUNITY INFRASTRUCTURE**
FUNCTION	**PUBLIC WAYS & FACILITIES**
ACTIVITY	**PUBLIC WAYS**

DETAIL BY REVENUE CATEGORY AND EXPENDITURE OBJECT	2014-2015 ACTUAL	2015-2016 ACTUAL	2016-2017 RECOMMENDED	2016-2017 ADOPTED BY BOARD OF SUPERVISORS
REVENUES				
CHARGES FOR SERVICES	674,372	1,102,259	860,000	860,000
TOTAL REVENUES	**674,372**	**1,102,259**	**860,000**	**860,000**
EXPENDITURES/APPROPRIATIONS				
SERVICES AND SUPPLIES	69,903	96,399	1,910,000	1,910,000
TOTAL EXPENDITURES/APPROPRIATIONS	**69,903**	**96,399**	**1,910,000**	**1,910,000**
NET COST	**(604,468)**	**(1,005,860)**	**1,050,000**	**1,050,000**

COUNTY OF SAN JOAQUIN
SCHEDULE 9
DETAIL OF FINANCING SOURCES AND FINANCING USES
GOVERNMENTAL FUNDS
FISCAL YEAR 2016-2017

BUDGET UNIT 4040300000 - MENTAL HEALTH- PHARMACY
FUND 20007 - MENTAL HEALTH
FUNCTION HEALTH & SANITATION
ACTIVITY HEALTH

DETAIL BY REVENUE CATEGORY AND EXPENDITURE OBJECT	2014-2015 ACTUAL	2015-2016 ACTUAL	2016-2017 RECOMMENDED	2016-2017 ADOPTED BY BOARD OF SUPERVISORS
REVENUES				
INTERGOVERNMENTAL REVENUES-STATE	650,000	325,000	325,000	325,000
CHARGES FOR SERVICES	8,088,720	8,979,503	10,075,344	10,075,344
MISCELLANEOUS REVENUES	1,139	39		
TOTAL REVENUES	**8,739,859**	**9,304,542**	**10,400,344**	**10,400,344**
EXPENDITURES/APPROPRIATIONS				
SALARIES AND BENEFITS	1,745,879	1,779,482	1,889,968	1,889,968
SERVICES AND SUPPLIES	7,077,331	7,808,309	8,932,644	8,932,644
COST REIMBURSEMENTS	(328,105)	(370,983)	(422,268)	(422,268)
TOTAL EXPENDITURES/APPROPRIATIONS	**8,495,106**	**9,216,808**	**10,400,344**	**10,400,344**
NET COST	**(244,753)**	**(87,733)**		

COUNTY OF SAN JOAQUIN
SCHEDULE 9
DETAIL OF FINANCING SOURCES AND FINANCING USES
GOVERNMENTAL FUNDS
FISCAL YEAR 2016-2017

BUDGET UNIT 4040500000 - MENTAL HEALTH SERVICES
FUND 20007 - MENTAL HEALTH
FUNCTION HEALTH & SANITATION
ACTIVITY HEALTH

DETAIL BY REVENUE CATEGORY AND EXPENDITURE OBJECT	2014-2015 ACTUAL	2015-2016 ACTUAL	2016-2017 RECOMMENDED	2016-2017 ADOPTED BY BOARD OF SUPERVISORS
REVENUES				
REVENUE FROM USE OF MONEY AND PROPERTY	3,547	11,504	7,000	7,000
INTERGOVERNMENTAL REVENUES-STATE	43,297,313	45,290,686	61,235,505	61,235,505
INTERGOVERNMENTAL REVENUES-FEDERAL	254,749	70,132	238,048	238,048
CHARGES FOR SERVICES	29,514,777	39,663,499	42,329,982	42,329,982
MISCELLANEOUS REVENUES	696,373	165,782	458,434	458,434
TRANSFERS IN	3,427,472	3,316,908	3,111,484	3,111,484
TOTAL REVENUES	**77,194,232**	**88,518,510**	**107,380,453**	**107,380,453**
EXPENDITURES/APPROPRIATIONS				
SALARIES AND BENEFITS	41,441,740	42,472,371	51,852,944	51,852,944
SERVICES AND SUPPLIES	39,806,598	39,639,434	54,238,349	54,238,349
OTHER CHARGES	1,361,361	1,517,302	2,536,932	2,536,932
CAPITAL ASSETS-STRUCTURES AND IMPROVEMENTS	135,134	465,927	2,618,465	2,618,465
CAPITAL ASSETS-EQUIPMENT	600,321	284,102	1,010,995	1,010,995
COST REIMBURSEMENTS	(1,838,031)	(2,685,909)	(4,877,232)	(4,877,232)
TRANSFERS OUT		50,000		
TOTAL EXPENDITURES/APPROPRIATIONS	**81,507,124**	**81,743,228**	**107,380,453**	**107,380,453**
NET COST	**4,312,892**	**(6,775,282)**		

COUNTY OF SAN JOAQUIN
SCHEDULE 9
DETAIL OF FINANCING SOURCES AND FINANCING USES
GOVERNMENTAL FUNDS
FISCAL YEAR 2016-2017

BUDGET UNIT 4040600000 - SUBSTANCE ABUSE SERVICES
FUND 20007 - MENTAL HEALTH
FUNCTION HEALTH & SANITATION
ACTIVITY HEALTH

DETAIL BY REVENUE CATEGORY AND EXPENDITURE OBJECT	2014-2015 ACTUAL	2015-2016 ACTUAL	2016-2017 RECOMMENDED	2016-2017 ADOPTED BY BOARD OF SUPERVISORS
REVENUES				
FINES, FORFEITURES AND PENALTIES	100,000		450,000	450,000
INTERGOVERNMENTAL REVENUES-STATE	6,289,269	6,736,927	6,455,240	6,455,240
INTERGOVERNMENTAL REVENUES-FEDERAL	3,475,420	3,192,489	3,205,927	3,205,927
CHARGES FOR SERVICES	6,444,286	6,423,342	8,629,825	8,629,825
MISCELLANEOUS REVENUES	612,080	596,324	638,925	638,925
TRANSFERS IN	845,942	804,275	922,938	922,938
TOTAL REVENUES	**17,766,997**	**17,753,357**	**20,302,855**	**20,302,855**
EXPENDITURES/APPROPRIATIONS				
SALARIES AND BENEFITS	6,124,484	6,598,230	7,748,388	7,748,388
SERVICES AND SUPPLIES	11,361,562	13,356,270	14,200,508	14,200,508
CAPITAL ASSETS-STRUCTURES AND IMPROVEMENTS			585,000	585,000
CAPITAL ASSETS-EQUIPMENT	155,711	64,614	135,114	135,114
COST REIMBURSEMENTS	(1,288,257)	(2,187,362)	(2,366,155)	(2,366,155)
TOTAL EXPENDITURES/APPROPRIATIONS	**16,353,501**	**17,831,753**	**20,302,855**	**20,302,855**
NET COST	**(1,413,496)**	**78,395**		

COUNTY OF SAN JOAQUIN
SCHEDULE 9
DETAIL OF FINANCING SOURCES AND FINANCING USES
GOVERNMENTAL FUNDS
FISCAL YEAR 2016-2017

BUDGET UNIT 4040700000 - BEHAVIORAL HEALTH ADMIN
FUND 20007 - MENTAL HEALTH
FUNCTION HEALTH & SANITATION
ACTIVITY HEALTH

DETAIL BY REVENUE CATEGORY AND EXPENDITURE OBJECT	2014-2015 ACTUAL	2015-2016 ACTUAL	2016-2017 RECOMMENDED	2016-2017 ADOPTED BY BOARD OF SUPERVISORS
REVENUES				
CHARGES FOR SERVICES	653,110	564,092	781,000	781,000
MISCELLANEOUS REVENUES	559	1,943	300	300
TOTAL REVENUES	**653,670**	**566,035**	**781,300**	**781,300**
EXPENDITURES/APPROPRIATIONS				
SALARIES AND BENEFITS	7,661,982	7,797,458	8,195,457	8,195,457
SERVICES AND SUPPLIES	1,922,046	1,934,236	4,187,179	4,187,179
CAPITAL ASSETS-EQUIPMENT	7,336		944,400	944,400
COST REIMBURSEMENTS	(9,194,750)	(9,182,026)	(12,545,736)	(12,545,736)
TOTAL EXPENDITURES/APPROPRIATIONS	**396,614**	**549,667**	**781,300**	**781,300**
NET COST	**(257,055)**	**(16,367)**		

COUNTY OF SAN JOAQUIN
SCHEDULE 9
DETAIL OF FINANCING SOURCES AND FINANCING USES
GOVERNMENTAL FUNDS
FISCAL YEAR 2016-2017

BUDGET UNIT	**4040800000 - UTILITY DISTRICTS**
FUND	**10001 - GENERAL**
FUNCTION	**HEALTH & SANITATION**
ACTIVITY	**SANITATION**

DETAIL BY REVENUE CATEGORY AND EXPENDITURE OBJECT	2014-2015 ACTUAL	2015-2016 ACTUAL	2016-2017 RECOMMENDED	2016-2017 ADOPTED BY BOARD OF SUPERVISORS
REVENUES				
CHARGES FOR SERVICES	1,056	3,674		
MISCELLANEOUS REVENUES	63	1,723		
TOTAL REVENUES	**1,119**	**5,397**		
EXPENDITURES/APPROPRIATIONS				
SALARIES AND BENEFITS	2,003,563	1,969,509	2,293,925	2,293,925
SERVICES AND SUPPLIES	440,607	448,830	1,263,116	1,263,116
CAPITAL ASSETS-STRUCTURES AND IMPROVEMENTS		823		
CAPITAL ASSETS-EQUIPMENT	46,584	6,002	50,000	50,000
COST REIMBURSEMENTS	(2,487,277)	(2,408,771)	(3,607,041)	(3,607,041)
TOTAL EXPENDITURES/APPROPRIATIONS	**3,477**	**16,393**		
NET COST	**2,358**	**10,996**		

COUNTY OF SAN JOAQUIN
SCHEDULE 9
DETAIL OF FINANCING SOURCES AND FINANCING USES
GOVERNMENTAL FUNDS
FISCAL YEAR 2016-2017

BUDGET UNIT 4041000000 - PUBLIC HEALTH SVS
FUND 10001 - GENERAL
FUNCTION HEALTH & SANITATION
ACTIVITY HEALTH

DETAIL BY REVENUE CATEGORY AND EXPENDITURE OBJECT	2014-2015 ACTUAL	2015-2016 ACTUAL	2016-2017 RECOMMENDED	2016-2017 ADOPTED BY BOARD OF SUPERVISORS
REVENUES				
FINES, FORFEITURES AND PENALTIES	2,062	1,699	2,000	2,000
INTERGOVERNMENTAL REVENUES-STATE	8,788,434	10,555,974	13,206,290	13,206,290
CHARGES FOR SERVICES	1,395,347	1,320,767	1,015,000	1,015,000
MISCELLANEOUS REVENUES	41,517	189,578	35,000	35,000
TRANSFERS IN	1,832,531	1,164,146	940,081	940,081
TOTAL REVENUES	**12,059,890**	**13,232,164**	**15,198,371**	**15,198,371**
EXPENDITURES/APPROPRIATIONS				
SALARIES AND BENEFITS	16,326,219	16,935,602	18,805,089	18,805,089
SERVICES AND SUPPLIES	3,805,407	4,009,784	5,480,529	5,480,529
OTHER CHARGES	61,971	32,996	30,000	30,000
CAPITAL ASSETS-EQUIPMENT	74,370	101,772	277,000	277,000
COST REIMBURSEMENTS	(1,402,235)	(1,503,895)	(1,756,782)	(1,756,782)
TOTAL EXPENDITURES/APPROPRIATIONS	**18,865,732**	**19,576,259**	**22,835,836**	**22,835,836**
NET COST	**6,805,842**	**6,344,095**	**7,637,465**	**7,637,465**

COUNTY OF SAN JOAQUIN
SCHEDULE 9
DETAIL OF FINANCING SOURCES AND FINANCING USES
GOVERNMENTAL FUNDS
FISCAL YEAR 2016-2017

BUDGET UNIT 4041200000 - CONSERVATOR SERVICES
FUND 20007 - MENTAL HEALTH
FUNCTION HEALTH & SANITATION
ACTIVITY HEALTH

DETAIL BY REVENUE CATEGORY AND EXPENDITURE OBJECT	2014-2015 ACTUAL	2015-2016 ACTUAL	2016-2017 RECOMMENDED	2016-2017 ADOPTED BY BOARD OF SUPERVISORS
REVENUES				
REVENUE FROM USE OF MONEY AND PROPERTY	4,277	14,980	5,000	5,000
CHARGES FOR SERVICES	590,311	754,402	581,794	581,794
MISCELLANEOUS REVENUES		145		
TRANSFERS IN	258,844	908,844	928,073	928,073
TOTAL REVENUES	**853,432**	**1,678,370**	**1,514,867**	**1,514,867**
EXPENDITURES/APPROPRIATIONS				
SALARIES AND BENEFITS	2,285,087	2,403,592	2,653,401	2,653,401
SERVICES AND SUPPLIES	995,541	1,040,958	972,944	972,944
COST REIMBURSEMENTS	(2,417,802)	(1,782,663)	(2,111,478)	(2,111,478)
TOTAL EXPENDITURES/APPROPRIATIONS	**862,826**	**1,661,887**	**1,514,867**	**1,514,867**
NET COST	**9,393**	**(16,483)**		

COUNTY OF SAN JOAQUIN
SCHEDULE 9
DETAIL OF FINANCING SOURCES AND FINANCING USES
GOVERNMENTAL FUNDS
FISCAL YEAR 2016-2017

BUDGET UNIT 4041800000 - EMERGENCY MEDICAL SERVICE AGCY
FUND 10001 - GENERAL
FUNCTION HEALTH & SANITATION
ACTIVITY HEALTH

DETAIL BY REVENUE CATEGORY AND EXPENDITURE OBJECT	2014-2015 ACTUAL	2015-2016 ACTUAL	2016-2017 RECOMMENDED	2016-2017 ADOPTED BY BOARD OF SUPERVISORS
REVENUES				
LICENSES, PERMITS AND FRANCHISES	620,011	633,099	797,620	797,620
INTERGOVERNMENTAL REVENUES-STATE	75,770	142,503	110,000	110,000
INTERGOVERNMENTAL REVENUES-FEDERAL	255,231	192,791	367,000	367,000
CHARGES FOR SERVICES	339,778	314,065	463,800	463,800
MISCELLANEOUS REVENUES	375,475	344,618	124,869	124,869
TRANSFERS IN		67,251	54,215	54,215
TOTAL REVENUES	**1,666,265**	**1,694,327**	**1,917,504**	**1,917,504**
EXPENDITURES/APPROPRIATIONS				
SALARIES AND BENEFITS	1,079,838	1,114,765	1,419,757	1,419,757
SERVICES AND SUPPLIES	645,903	649,146	947,628	947,628
CAPITAL ASSETS-EQUIPMENT		3,341		
TOTAL EXPENDITURES/APPROPRIATIONS	**1,725,741**	**1,767,251**	**2,367,385**	**2,367,385**
NET COST	**59,476**	**72,924**	**449,881**	**449,881**

COUNTY OF SAN JOAQUIN
SCHEDULE 9
DETAIL OF FINANCING SOURCES AND FINANCING USES
GOVERNMENTAL FUNDS
FISCAL YEAR 2016-2017

BUDGET UNIT 4042000000 - ENVIRONMENTAL HEALTH
FUND 10001 - GENERAL
FUNCTION HEALTH & SANITATION
ACTIVITY HEALTH

DETAIL BY REVENUE CATEGORY AND EXPENDITURE OBJECT	2014-2015 ACTUAL	2015-2016 ACTUAL	2016-2017 RECOMMENDED	2016-2017 ADOPTED BY BOARD OF SUPERVISORS
REVENUES				
INTERGOVERNMENTAL REVENUES-STATE	392,288	876,404	400,687	400,687
INTERGOVERNMENTAL REVENUES-FEDERAL		29,938		
CHARGES FOR SERVICES	5,724,019	5,622,554	5,907,719	5,907,719
MISCELLANEOUS REVENUES	384,118	307,014	617,320	617,320
TOTAL REVENUES	**6,500,424**	**6,835,909**	**6,925,726**	**6,925,726**
EXPENDITURES/APPROPRIATIONS				
SALARIES AND BENEFITS	7,084,534	7,108,370	7,525,343	7,525,343
SERVICES AND SUPPLIES	1,049,742	1,058,354	1,405,800	1,405,800
CAPITAL ASSETS-EQUIPMENT	47,759	49,794	10,000	10,000
COST REIMBURSEMENTS	(76,974)	(94,544)	(106,641)	(106,641)
TOTAL EXPENDITURES/APPROPRIATIONS	**8,105,062**	**8,121,974**	**8,834,502**	**8,834,502**
NET COST	**1,604,637**	**1,286,065**	**1,908,776**	**1,908,776**

COUNTY OF SAN JOAQUIN
SCHEDULE 9
DETAIL OF FINANCING SOURCES AND FINANCING USES
GOVERNMENTAL FUNDS
FISCAL YEAR 2016-2017

BUDGET UNIT 4045415000 - CALIFORNIA CHILDRENS SERVICES
FUND 10001 - GENERAL
FUNCTION HEALTH & SANITATION
ACTIVITY HEALTH

DETAIL BY REVENUE CATEGORY AND EXPENDITURE OBJECT	2014-2015 ACTUAL	2015-2016 ACTUAL	2016-2017 RECOMMENDED	2016-2017 ADOPTED BY BOARD OF SUPERVISORS
REVENUES				
INTERGOVERNMENTAL REVENUES-STATE	5,646,401	4,757,840	4,596,507	4,596,507
CHARGES FOR SERVICES	660	360	1,500	1,500
MISCELLANEOUS REVENUES	99	30		
TOTAL REVENUES	**5,647,160**	**4,758,230**	**4,598,007**	**4,598,007**
EXPENDITURES/APPROPRIATIONS				
SALARIES AND BENEFITS	4,351,894	4,280,755	5,448,038	5,448,038
SERVICES AND SUPPLIES	228,060	324,949	441,723	441,723
CAPITAL ASSETS-EQUIPMENT		36,483	30,000	30,000
COST REIMBURSEMENTS	(1,998)	(106)		
TOTAL EXPENDITURES/APPROPRIATIONS	**4,577,956**	**4,642,082**	**5,919,761**	**5,919,761**
NET COST	**(1,069,204)**	**(116,148)**	**1,321,754**	**1,321,754**

COUNTY OF SAN JOAQUIN
SCHEDULE 9
DETAIL OF FINANCING SOURCES AND FINANCING USES
GOVERNMENTAL FUNDS
FISCAL YEAR 2016-2017

BUDGET UNIT 4049100000 - CHILDREN & FAMILIES PROGRAM
FUND 20041 - CHILDREN AND FAMILIES
FUNCTION HEALTH & SANITATION
ACTIVITY HEALTH

DETAIL BY REVENUE CATEGORY AND EXPENDITURE OBJECT	2014-2015 ACTUAL	2015-2016 ACTUAL	2016-2017 RECOMMENDED	2016-2017 ADOPTED BY BOARD OF SUPERVISORS
REVENUES				
TRANSFERS IN	1,113,067	1,311,178	1,392,593	1,392,593
TOTAL REVENUES	**1,113,067**	**1,311,178**	**1,392,593**	**1,392,593**
EXPENDITURES/APPROPRIATIONS				
SALARIES AND BENEFITS	978,077	1,161,236	1,198,894	1,198,894
SERVICES AND SUPPLIES	134,990	149,942	193,699	193,699
TOTAL EXPENDITURES/APPROPRIATIONS	**1,113,067**	**1,311,178**	**1,392,593**	**1,392,593**
NET COST				

COUNTY OF SAN JOAQUIN
SCHEDULE 9
DETAIL OF FINANCING SOURCES AND FINANCING USES
GOVERNMENTAL FUNDS
FISCAL YEAR 2016-2017

BUDGET UNIT 4049400000 - HEALTH CARE CONTRIBUTION
FUND 10001 - GENERAL
FUNCTION HEALTH & SANITATION
ACTIVITY HEALTH

DETAIL BY REVENUE CATEGORY AND EXPENDITURE OBJECT	2014-2015 ACTUAL	2015-2016 ACTUAL	2016-2017 RECOMMENDED	2016-2017 ADOPTED BY BOARD OF SUPERVISORS
REVENUES				
INTERGOVERNMENTAL REVENUES-STATE	14,720,485	9,015,188	15,859,872	15,859,872
TRANSFERS IN	3,928,206	7,792,314	12,000,000	12,000,000
TOTAL REVENUES	**18,648,691**	**16,807,502**	**27,859,872**	**27,859,872**
EXPENDITURES/APPROPRIATIONS				
TRANSFERS OUT	31,024,700	25,351,314	33,422,913	33,422,913
TOTAL EXPENDITURES/APPROPRIATIONS	**31,024,700**	**25,351,314**	**33,422,913**	**33,422,913**
NET COST	**12,376,009**	**8,543,812**	**5,563,041**	**5,563,041**

COUNTY OF SAN JOAQUIN
SCHEDULE 9
DETAIL OF FINANCING SOURCES AND FINANCING USES
GOVERNMENTAL FUNDS
FISCAL YEAR 2016-2017

BUDGET UNIT 4049500000 - HEALTH CARE SERVICES ADMIN
FUND 10001 - GENERAL
FUNCTION HEALTH & SANITATION
ACTIVITY HEALTH

DETAIL BY REVENUE CATEGORY AND EXPENDITURE OBJECT	2014-2015 ACTUAL	2015-2016 ACTUAL	2016-2017 RECOMMENDED	2016-2017 ADOPTED BY BOARD OF SUPERVISORS
REVENUES				
INTERGOVERNMENTAL REVENUES-STATE	414,528	636,376	694,250	694,250
MISCELLANEOUS REVENUES		40		
TOTAL REVENUES	**414,528**	**636,416**	**694,250**	**694,250**
EXPENDITURES/APPROPRIATIONS				
SALARIES AND BENEFITS	865,648	1,056,113	3,539,942	3,539,942
SERVICES AND SUPPLIES	132,741	152,897	255,816	255,816
COST REIMBURSEMENTS	(618,985)	(577,762)	(3,101,508)	(3,101,508)
TOTAL EXPENDITURES/APPROPRIATIONS	**379,404**	**631,247**	**694,250**	**694,250**
NET COST	**(35,124)**	**(5,169)**		

COUNTY OF SAN JOAQUIN
SCHEDULE 9
DETAIL OF FINANCING SOURCES AND FINANCING USES
GOVERNMENTAL FUNDS
FISCAL YEAR 2016-2017

BUDGET UNIT 5050101000 - HUMAN SERVICES-ADMIN
FUND 10001 - GENERAL
FUNCTION PUBLIC ASSISTANCE
ACTIVITY ADMINISTRATION

DETAIL BY REVENUE CATEGORY AND EXPENDITURE OBJECT	2014-2015 ACTUAL	2015-2016 ACTUAL	2016-2017 RECOMMENDED	2016-2017 ADOPTED BY BOARD OF SUPERVISORS
REVENUES				
INTERGOVERNMENTAL REVENUES-STATE	71,402,034	71,727,733	92,287,623	92,287,623
INTERGOVERNMENTAL REVENUES-FEDERAL	43,561,282	55,232,371	65,801,349	65,801,349
INTERGOVERNMENTAL REVENUES-OTHER			10,000	10,000
MISCELLANEOUS REVENUES	98,340	16,037		
TOTAL REVENUES	**115,061,657**	**126,976,141**	**158,098,972**	**158,098,972**
EXPENDITURES/APPROPRIATIONS				
SALARIES AND BENEFITS	84,807,849	89,534,860	111,041,786	111,041,786
SERVICES AND SUPPLIES	42,298,277	49,989,689	59,214,671	59,214,671
OTHER CHARGES	1,204,610			
CAPITAL ASSETS-EQUIPMENT	7,848	464,768	947,000	947,000
COST REIMBURSEMENTS	(3,956,611)	(3,689,853)	(3,729,377)	(3,729,377)
TRANSFERS OUT	538,491	350,000	175,000	175,000
TOTAL EXPENDITURES/APPROPRIATIONS	**124,900,465**	**136,649,464**	**167,649,080**	**167,649,080**
NET COST	**9,838,808**	**9,673,323**	**9,550,108**	**9,550,108**

COUNTY OF SAN JOAQUIN
SCHEDULE 9
DETAIL OF FINANCING SOURCES AND FINANCING USES
GOVERNMENTAL FUNDS
FISCAL YEAR 2016-2017

BUDGET UNIT 5050106000 - HSA-CALWORKS ASSISTANCE
FUND 10001 - GENERAL
FUNCTION PUBLIC ASSISTANCE
ACTIVITY AID PROGRAMS

DETAIL BY REVENUE CATEGORY AND EXPENDITURE OBJECT	2014-2015 ACTUAL	2015-2016 ACTUAL	2016-2017 RECOMMENDED	2016-2017 ADOPTED BY BOARD OF SUPERVISORS
REVENUES				
INTERGOVERNMENTAL REVENUES-STATE	56,649,487	63,603,433	63,922,629	63,922,629
INTERGOVERNMENTAL REVENUES-FEDERAL	30,806,710	20,267,209	26,219,927	26,219,927
MISCELLANEOUS REVENUES	579,277	594,069	500,000	500,000
TOTAL REVENUES	**88,035,474**	**84,464,711**	**90,642,556**	**90,642,556**
EXPENDITURES/APPROPRIATIONS				
OTHER CHARGES	89,904,923	85,900,284	92,453,904	92,453,904
TOTAL EXPENDITURES/APPROPRIATIONS	**89,904,923**	**85,900,284**	**92,453,904**	**92,453,904**
NET COST	**1,869,448**	**1,435,572**	**1,811,348**	**1,811,348**

COUNTY OF SAN JOAQUIN
SCHEDULE 9
DETAIL OF FINANCING SOURCES AND FINANCING USES
GOVERNMENTAL FUNDS
FISCAL YEAR 2016-2017

BUDGET UNIT 5050107000 - HSA-FOSTER CARE
FUND 10001 - GENERAL
FUNCTION PUBLIC ASSISTANCE
ACTIVITY AID PROGRAMS

DETAIL BY REVENUE CATEGORY AND EXPENDITURE OBJECT	2014-2015 ACTUAL	2015-2016 ACTUAL	2016-2017 RECOMMENDED	2016-2017 ADOPTED BY BOARD OF SUPERVISORS
REVENUES				
INTERGOVERNMENTAL REVENUES-STATE	44,702,189	50,037,014	48,382,865	48,382,865
INTERGOVERNMENTAL REVENUES-FEDERAL	11,377,427	12,991,254	12,633,304	12,633,304
TRANSFERS IN	1,204,610	117,097		
TOTAL REVENUES	**57,284,226**	**63,145,365**	**61,016,169**	**61,016,169**
EXPENDITURES/APPROPRIATIONS				
OTHER CHARGES	40,482,012	43,404,603	43,518,622	43,518,622
TOTAL EXPENDITURES/APPROPRIATIONS	**40,482,012**	**43,404,603**	**43,518,622**	**43,518,622**
NET COST	**(16,802,213)**	**(19,740,761)**	**(17,497,547)**	**(17,497,547)**

COUNTY OF SAN JOAQUIN
SCHEDULE 9
DETAIL OF FINANCING SOURCES AND FINANCING USES
GOVERNMENTAL FUNDS
FISCAL YEAR 2016-2017

BUDGET UNIT 5050108000 - HSA-ADOPTION ASSISTANCE
FUND 10001 - GENERAL
FUNCTION PUBLIC ASSISTANCE
ACTIVITY AID PROGRAMS

DETAIL BY REVENUE CATEGORY AND EXPENDITURE OBJECT	2014-2015 ACTUAL	2015-2016 ACTUAL	2016-2017 RECOMMENDED	2016-2017 ADOPTED BY BOARD OF SUPERVISORS
REVENUES				
INTERGOVERNMENTAL REVENUES-STATE	10,463,926	10,239,545	11,046,205	11,046,205
INTERGOVERNMENTAL REVENUES-FEDERAL	8,386,210	8,745,620	9,027,006	9,027,006
TOTAL REVENUES	**18,850,136**	**18,985,165**	**20,073,211**	**20,073,211**
EXPENDITURES/APPROPRIATIONS				
OTHER CHARGES	22,373,537	22,407,058	23,755,279	23,755,279
TOTAL EXPENDITURES/APPROPRIATIONS	**22,373,537**	**22,407,058**	**23,755,279**	**23,755,279**
NET COST	**3,523,401**	**3,421,893**	**3,682,068**	**3,682,068**

COUNTY OF SAN JOAQUIN
SCHEDULE 9
DETAIL OF FINANCING SOURCES AND FINANCING USES
GOVERNMENTAL FUNDS
FISCAL YEAR 2016-2017

BUDGET UNIT 5050110000 - HSA-GENERAL ASSISTANCE
FUND 10001 - GENERAL
FUNCTION PUBLIC ASSISTANCE
ACTIVITY GENERAL RELIEF

DETAIL BY REVENUE CATEGORY AND EXPENDITURE OBJECT	2014-2015 ACTUAL	2015-2016 ACTUAL	2016-2017 RECOMMENDED	2016-2017 ADOPTED BY BOARD OF SUPERVISORS
REVENUES				
MISCELLANEOUS REVENUES	2,040			
TOTAL REVENUES	**2,040**			
EXPENDITURES/APPROPRIATIONS				
SERVICES AND SUPPLIES			144,480	144,480
OTHER CHARGES	3,032,781	2,075,300	3,213,844	3,213,844
COST REIMBURSEMENTS			(144,480)	(144,480)
TOTAL EXPENDITURES/APPROPRIATIONS	**3,032,781**	**2,075,300**	**3,213,844**	**3,213,844**
NET COST	**3,030,741**	**2,075,300**	**3,213,844**	**3,213,844**

COUNTY OF SAN JOAQUIN
SCHEDULE 9
DETAIL OF FINANCING SOURCES AND FINANCING USES
GOVERNMENTAL FUNDS
FISCAL YEAR 2016-2017

BUDGET UNIT 5050118000 - HSA-IN-HOME SUPPORTIVE SVS
FUND 10001 - GENERAL
FUNCTION PUBLIC ASSISTANCE
ACTIVITY AID PROGRAMS

DETAIL BY REVENUE CATEGORY AND EXPENDITURE OBJECT	2014-2015 ACTUAL	2015-2016 ACTUAL	2016-2017 RECOMMENDED	2016-2017 ADOPTED BY BOARD OF SUPERVISORS
REVENUES				
INTERGOVERNMENTAL REVENUES-STATE	2,247,598	1,704,505	2,884,520	2,884,520
INTERGOVERNMENTAL REVENUES-FEDERAL	2,429,013	3,697,481	3,181,396	3,181,396
TOTAL REVENUES	**4,676,611**	**5,401,986**	**6,065,916**	**6,065,916**
EXPENDITURES/APPROPRIATIONS				
OTHER CHARGES	17,241,854	20,537,917	18,695,956	18,695,956
CLEARING ACCOUNTS	122,019	(93,536)		
TOTAL EXPENDITURES/APPROPRIATIONS	**17,363,873**	**20,444,381**	**18,695,956**	**18,695,956**
NET COST	**12,687,262**	**15,042,395**	**12,630,040**	**12,630,040**

COUNTY OF SAN JOAQUIN
SCHEDULE 9
DETAIL OF FINANCING SOURCES AND FINANCING USES
GOVERNMENTAL FUNDS
FISCAL YEAR 2016-2017

BUDGET UNIT 5050132000 - HSA-TEMPORARY HOMELESS SHELTER
FUND 10001 - GENERAL
FUNCTION PUBLIC ASSISTANCE
ACTIVITY AID PROGRAMS

DETAIL BY REVENUE CATEGORY AND EXPENDITURE OBJECT	2014-2015 ACTUAL	2015-2016 ACTUAL	2016-2017 RECOMMENDED	2016-2017 ADOPTED BY BOARD OF SUPERVISORS
REVENUES				
INTERGOVERNMENTAL REVENUES-STATE	152,239	167,229	140,745	140,745
INTERGOVERNMENTAL REVENUES-FEDERAL	538,006	435,030	612,431	612,431
TOTAL REVENUES	**690,245**	**602,259**	**753,176**	**753,176**
EXPENDITURES/APPROPRIATIONS				
OTHER CHARGES	695,005	607,465	760,784	760,784
TOTAL EXPENDITURES/APPROPRIATIONS	**695,005**	**607,465**	**760,784**	**760,784**
NET COST	**4,760**	**5,206**	**7,608**	**7,608**

COUNTY OF SAN JOAQUIN
SCHEDULE 9
DETAIL OF FINANCING SOURCES AND FINANCING USES
GOVERNMENTAL FUNDS
FISCAL YEAR 2016-2017

BUDGET UNIT 5050144000 - HSA-REFUGEE CASH ASSISTANCE
FUND 10001 - GENERAL
FUNCTION PUBLIC ASSISTANCE
ACTIVITY AID PROGRAMS

DETAIL BY REVENUE CATEGORY AND EXPENDITURE OBJECT	2014-2015 ACTUAL	2015-2016 ACTUAL	2016-2017 RECOMMENDED	2016-2017 ADOPTED BY BOARD OF SUPERVISORS
REVENUES				
INTERGOVERNMENTAL REVENUES-FEDERAL	19,314	32,030	80,000	80,000
TOTAL REVENUES	**19,314**	**32,030**	**80,000**	**80,000**
EXPENDITURES/APPROPRIATIONS				
OTHER CHARGES	19,314	32,030	80,000	80,000
TOTAL EXPENDITURES/APPROPRIATIONS	**19,314**	**32,030**	**80,000**	**80,000**
NET COST				

COUNTY OF SAN JOAQUIN
SCHEDULE 9
DETAIL OF FINANCING SOURCES AND FINANCING USES
GOVERNMENTAL FUNDS
FISCAL YEAR 2016-2017

BUDGET UNIT	**5053300000 - BURIALS**
FUND	**10001 - GENERAL**
FUNCTION	**PUBLIC ASSISTANCE**
ACTIVITY	**GENERAL RELIEF**

DETAIL BY REVENUE CATEGORY AND EXPENDITURE OBJECT	2014-2015 ACTUAL	2015-2016 ACTUAL	2016-2017 RECOMMENDED	2016-2017 ADOPTED BY BOARD OF SUPERVISORS
REVENUES				
LICENSES, PERMITS AND FRANCHISES	12,134	12,354	11,000	11,000
MISCELLANEOUS REVENUES	1,904	2,078	2,500	2,500
TOTAL REVENUES	**14,038**	**14,432**	**13,500**	**13,500**
EXPENDITURES/APPROPRIATIONS				
SERVICES AND SUPPLIES	30,015	29,179	31,000	31,000
TOTAL EXPENDITURES/APPROPRIATIONS	**30,015**	**29,179**	**31,000**	**31,000**
NET COST	**15,976**	**14,747**	**17,500**	**17,500**

COUNTY OF SAN JOAQUIN
SCHEDULE 9
DETAIL OF FINANCING SOURCES AND FINANCING USES
GOVERNMENTAL FUNDS
FISCAL YEAR 2016-2017

BUDGET UNIT	**5053900000 - MARY GRAHAM CHILDRENS SHELTER**
FUND	**10001 - GENERAL**
FUNCTION	**PUBLIC ASSISTANCE**
ACTIVITY	**OTHER ASSISTANCE**

DETAIL BY REVENUE CATEGORY AND EXPENDITURE OBJECT	2014-2015 ACTUAL	2015-2016 ACTUAL	2016-2017 RECOMMENDED	2016-2017 ADOPTED BY BOARD OF SUPERVISORS
REVENUES				
INTERGOVERNMENTAL REVENUES-STATE	456,678	2,831,604	3,387,461	3,387,461
INTERGOVERNMENTAL REVENUES-FEDERAL	4,049,171	875,137	2,319,233	2,319,233
TOTAL REVENUES	**4,505,849**	**3,706,741**	**5,706,694**	**5,706,694**
EXPENDITURES/APPROPRIATIONS				
SALARIES AND BENEFITS	4,419,809	4,727,613	6,029,167	6,029,167
SERVICES AND SUPPLIES	1,836,569	1,841,960	2,878,937	2,878,937
COST REIMBURSEMENTS	(46,224)	(51,226)	(45,000)	(45,000)
TOTAL EXPENDITURES/APPROPRIATIONS	**6,210,154**	**6,518,346**	**8,863,104**	**8,863,104**
NET COST	**1,704,305**	**2,811,605**	**3,156,410**	**3,156,410**

COUNTY OF SAN JOAQUIN
SCHEDULE 9
DETAIL OF FINANCING SOURCES AND FINANCING USES
GOVERNMENTAL FUNDS
FISCAL YEAR 2016-2017

BUDGET UNIT	**5054000000 - COMMUNITY SERVICES**
FUND	**10001 - GENERAL**
FUNCTION	**PUBLIC ASSISTANCE**
ACTIVITY	**OTHER ASSISTANCE**

DETAIL BY REVENUE CATEGORY AND EXPENDITURE OBJECT	2014-2015 ACTUAL	2015-2016 ACTUAL	2016-2017 RECOMMENDED	2016-2017 ADOPTED BY BOARD OF SUPERVISORS
REVENUES				
TRANSFERS IN	147,734	126,000	116,000	116,000
TOTAL REVENUES	**147,734**	**126,000**	**116,000**	**116,000**
EXPENDITURES/APPROPRIATIONS				
OTHER CHARGES	325,734	405,819	589,646	589,646
COST REIMBURSEMENTS		(37,440)		
TOTAL EXPENDITURES/APPROPRIATIONS	**325,734**	**368,379**	**589,646**	**589,646**
NET COST	**178,000**	**242,378**	**473,646**	**473,646**

COUNTY OF SAN JOAQUIN
SCHEDULE 9
DETAIL OF FINANCING SOURCES AND FINANCING USES
GOVERNMENTAL FUNDS
FISCAL YEAR 2016-2017

BUDGET UNIT 5054101000 - DEPT OF AGING-COMMUNITY SVS
FUND 10001 - GENERAL
FUNCTION PUBLIC ASSISTANCE
ACTIVITY OTHER ASSISTANCE

DETAIL BY REVENUE CATEGORY AND EXPENDITURE OBJECT	2014-2015 ACTUAL	2015-2016 ACTUAL	2016-2017 RECOMMENDED	2016-2017 ADOPTED BY BOARD OF SUPERVISORS
REVENUES				
REVENUE FROM USE OF MONEY AND PROPERTY	11,295	9,179	11,275	11,275
INTERGOVERNMENTAL REVENUES-STATE	299,201	460,822	424,586	424,586
INTERGOVERNMENTAL REVENUES-FEDERAL	4,956,243	4,536,447	5,120,908	5,120,908
INTERGOVERNMENTAL REVENUES-OTHER		10,000	10,000	10,000
MISCELLANEOUS REVENUES	65,784	60,109	97,000	97,000
TRANSFERS IN	249,210	1,189,264	934,943	934,943
TOTAL REVENUES	**5,581,733**	**6,265,821**	**6,598,712**	**6,598,712**
EXPENDITURES/APPROPRIATIONS				
SALARIES AND BENEFITS	4,609,899	5,193,247	5,845,672	5,845,672
SERVICES AND SUPPLIES	3,808,025	4,208,454	4,251,966	4,251,966
OTHER CHARGES	89,201	45,453	44,000	44,000
CAPITAL ASSETS-EQUIPMENT	35,199	51,791	60,000	60,000
COST REIMBURSEMENTS	(712,812)	(1,143,505)	(1,376,168)	(1,376,168)
TOTAL EXPENDITURES/APPROPRIATIONS	**7,829,512**	**8,355,440**	**8,825,470**	**8,825,470**
NET COST	**2,247,778**	**2,089,619**	**2,226,758**	**2,226,758**

COUNTY OF SAN JOAQUIN
SCHEDULE 9
DETAIL OF FINANCING SOURCES AND FINANCING USES
GOVERNMENTAL FUNDS
FISCAL YEAR 2016-2017

BUDGET UNIT 5055103000 - WIA-WORK INVESTMENT ACT
FUND 20008 - WORKFORCE INVESTMENT ACT
FUNCTION PUBLIC ASSISTANCE
ACTIVITY OTHER ASSISTANCE

DETAIL BY REVENUE CATEGORY AND EXPENDITURE OBJECT	2014-2015 ACTUAL	2015-2016 ACTUAL	2016-2017 RECOMMENDED	2016-2017 ADOPTED BY BOARD OF SUPERVISORS
REVENUES				
INTERGOVERNMENTAL REVENUES-FEDERAL	8,419,853	9,657,033	10,795,210	10,795,210
INTERGOVERNMENTAL REVENUES-OTHER	348,088	383,739	530,000	530,000
CHARGES FOR SERVICES	629,803	435,123	470,000	470,000
MISCELLANEOUS REVENUES	253,342	287,242	283,023	283,023
TOTAL REVENUES	**9,651,086**	**10,763,137**	**12,078,233**	**12,078,233**
EXPENDITURES/APPROPRIATIONS				
SALARIES AND BENEFITS	7,290,374	7,074,346	8,762,589	8,762,589
SERVICES AND SUPPLIES	7,143,102	7,915,057	9,581,797	9,581,797
CAPITAL ASSETS-EQUIPMENT	81,344	72,968	11,313	11,313
COST REIMBURSEMENTS	(1,180,381)	(4,069,921)	(6,277,466)	(6,277,466)
TOTAL EXPENDITURES/APPROPRIATIONS	**13,334,440**	**10,992,450**	**12,078,233**	**12,078,233**
NET COST	**3,683,354**	**229,312**		

COUNTY OF SAN JOAQUIN
SCHEDULE 9
DETAIL OF FINANCING SOURCES AND FINANCING USES
GOVERNMENTAL FUNDS
FISCAL YEAR 2016-2017

BUDGET UNIT 5055246000 - NEIGHBORHOOD PRESERVATION
FUND 10001 - GENERAL
FUNCTION PUBLIC ASSISTANCE
ACTIVITY OTHER ASSISTANCE

DETAIL BY REVENUE CATEGORY AND EXPENDITURE OBJECT	2014-2015 ACTUAL	2015-2016 ACTUAL	2016-2017 RECOMMENDED	2016-2017 ADOPTED BY BOARD OF SUPERVISORS
REVENUES				
INTERGOVERNMENTAL REVENUES-FEDERAL	5,354,490	5,214,049	6,592,823	6,592,823
TOTAL REVENUES	**5,354,490**	**5,214,049**	**6,592,823**	**6,592,823**
EXPENDITURES/APPROPRIATIONS				
SALARIES AND BENEFITS	587,454	483,582	770,450	770,450
SERVICES AND SUPPLIES	67,479	60,341	147,446	147,446
OTHER CHARGES	5,348,234	4,873,548	6,339,927	6,339,927
COST REIMBURSEMENTS	(590,498)	(481,018)	(665,000)	(665,000)
TOTAL EXPENDITURES/APPROPRIATIONS	**5,412,669**	**4,936,454**	**6,592,823**	**6,592,823**
NET COST	**58,178**	**(277,595)**		

COUNTY OF SAN JOAQUIN
SCHEDULE 9
DETAIL OF FINANCING SOURCES AND FINANCING USES
GOVERNMENTAL FUNDS
FISCAL YEAR 2016-2017

BUDGET UNIT 5055600000 - VETERANS SERVICE OFFICE
FUND 10001 - GENERAL
FUNCTION PUBLIC ASSISTANCE
ACTIVITY VETERANS SERVICE

DETAIL BY REVENUE CATEGORY AND EXPENDITURE OBJECT	2014-2015 ACTUAL	2015-2016 ACTUAL	2016-2017 RECOMMENDED	2016-2017 ADOPTED BY BOARD OF SUPERVISORS
REVENUES				
INTERGOVERNMENTAL REVENUES-STATE	155,613	122,124	150,000	150,000
TOTAL REVENUES	**155,613**	**122,124**	**150,000**	**150,000**
EXPENDITURES/APPROPRIATIONS				
SALARIES AND BENEFITS	351,020	344,040	396,247	396,247
SERVICES AND SUPPLIES	39,561	105,413	115,237	115,237
CAPITAL ASSETS-EQUIPMENT	1,022			
COST REIMBURSEMENTS	(152,500)	(141,118)	(150,000)	(150,000)
TOTAL EXPENDITURES/APPROPRIATIONS	**239,103**	**308,336**	**361,484**	**361,484**
NET COST	**83,489**	**186,211**	**211,484**	**211,484**

COUNTY OF SAN JOAQUIN
SCHEDULE 9
DETAIL OF FINANCING SOURCES AND FINANCING USES
GOVERNMENTAL FUNDS
FISCAL YEAR 2016-2017

BUDGET UNIT 5056500000 - COUNTY HEAD START
FUND 20009 - HEAD START
FUNCTION PUBLIC ASSISTANCE
ACTIVITY OTHER ASSISTANCE

DETAIL BY REVENUE CATEGORY AND EXPENDITURE OBJECT	2014-2015 ACTUAL	2015-2016 ACTUAL	2016-2017 RECOMMENDED	2016-2017 ADOPTED BY BOARD OF SUPERVISORS
REVENUES				
REVENUE FROM USE OF MONEY AND PROPERTY	84	451		
INTERGOVERNMENTAL REVENUES-FEDERAL	26,840,742	95,096		
MISCELLANEOUS REVENUES	12			
TOTAL REVENUES	**26,840,838**	**95,547**		
EXPENDITURES/APPROPRIATIONS				
SALARIES AND BENEFITS	283,397	69,815		
SERVICES AND SUPPLIES	451,479	43,673		
OTHER CHARGES	26,212,457	(59,361)		
COST REIMBURSEMENTS	(39,131)			
TOTAL EXPENDITURES/APPROPRIATIONS	**26,908,203**	**54,127**		
NET COST	**67,365**	**(41,420)**		

COUNTY OF SAN JOAQUIN
SCHEDULE 9
DETAIL OF FINANCING SOURCES AND FINANCING USES
GOVERNMENTAL FUNDS
FISCAL YEAR 2016-2017

BUDGET UNIT 6060900000 - COUNTY LIBRARY
FUND 20018 - LIBRARY
FUNCTION EDUCATION
ACTIVITY LIBRARY SERVICES

DETAIL BY REVENUE CATEGORY AND EXPENDITURE OBJECT	2014-2015 ACTUAL	2015-2016 ACTUAL	2016-2017 RECOMMENDED	2016-2017 ADOPTED BY BOARD OF SUPERVISORS
REVENUES				
TAXES	5,689,787	6,123,612	6,069,600	6,069,600
REVENUE FROM USE OF MONEY AND PROPERTY	1,290	2,688	1,200	1,200
INTERGOVERNMENTAL REVENUES-STATE	56,707	56,443	59,000	59,000
INTERGOVERNMENTAL REVENUES-OTHER	161,513	156,904	155,000	155,000
CHARGES FOR SERVICES	139,193	149,193	140,000	140,000
MISCELLANEOUS REVENUES		463,913		
TRANSFERS IN	121,380			
TOTAL REVENUES	**6,169,869**	**6,952,754**	**6,424,800**	**6,424,800**
EXPENDITURES/APPROPRIATIONS				
SERVICES AND SUPPLIES	111,225	578,812	120,000	120,000
OTHER CHARGES	5,631,280	5,930,630	4,804,800	4,804,800
TOTAL EXPENDITURES/APPROPRIATIONS	**5,742,505**	**6,509,442**	**4,924,800**	**4,924,800**
NET COST	**(427,364)**	**(443,312)**	**(1,500,000)**	**(1,500,000)**

COUNTY OF SAN JOAQUIN
SCHEDULE 9
DETAIL OF FINANCING SOURCES AND FINANCING USES
GOVERNMENTAL FUNDS
FISCAL YEAR 2016-2017

BUDGET UNIT 6061500000 - COOPERATIVE EXTENSION
FUND 10001 - GENERAL
FUNCTION EDUCATION
ACTIVITY AGRICULTURE EDUCATION

DETAIL BY REVENUE CATEGORY AND EXPENDITURE OBJECT	2014-2015 ACTUAL	2015-2016 ACTUAL	2016-2017 RECOMMENDED	2016-2017 ADOPTED BY BOARD OF SUPERVISORS
EXPENDITURES/APPROPRIATIONS				
SALARIES AND BENEFITS	251,491	267,198	276,233	276,233
SERVICES AND SUPPLIES	94,621	104,556	107,684	107,684
COST REIMBURSEMENTS	(33,727)		(34,502)	(34,502)
TOTAL EXPENDITURES/APPROPRIATIONS	**312,385**	**371,754**	**349,415**	**349,415**
NET COST	**312,385**	**371,754**	**349,415**	**349,415**

COUNTY OF SAN JOAQUIN
SCHEDULE 9
DETAIL OF FINANCING SOURCES AND FINANCING USES
GOVERNMENTAL FUNDS
FISCAL YEAR 2016-2017

BUDGET UNIT 7070300000 - PARKS AND RECREATION
FUND 10001 - GENERAL
FUNCTION RECREATION
ACTIVITY RECREATION

DETAIL BY REVENUE CATEGORY AND EXPENDITURE OBJECT	2014-2015 ACTUAL	2015-2016 ACTUAL	2016-2017 RECOMMENDED	2016-2017 ADOPTED BY BOARD OF SUPERVISORS
REVENUES				
INTERGOVERNMENTAL REVENUES-STATE	2,316	366		
CHARGES FOR SERVICES	1,749,707	1,750,468	1,981,476	1,981,476
MISCELLANEOUS REVENUES	6,680	12,024	5,950	5,950
TRANSFERS IN	1,339,668	1,110,997	1,100,707	1,100,707
TOTAL REVENUES	**3,098,370**	**2,873,854**	**3,088,133**	**3,088,133**
EXPENDITURES/APPROPRIATIONS				
SALARIES AND BENEFITS	3,680,568	3,520,807	3,795,033	3,795,033
SERVICES AND SUPPLIES	1,494,514	1,403,889	1,737,651	1,737,651
OTHER CHARGES	1,250	1,855	3,800	3,800
CAPITAL ASSETS-EQUIPMENT	64,035	11,417		
COST REIMBURSEMENTS	(426,177)	(294,128)	(372,860)	(372,860)
TOTAL EXPENDITURES/APPROPRIATIONS	**4,814,189**	**4,643,840**	**5,163,624**	**5,163,624**
NET COST	**1,715,819**	**1,769,985**	**2,075,491**	**2,075,491**

COUNTY OF SAN JOAQUIN
SCHEDULE 9
DETAIL OF FINANCING SOURCES AND FINANCING USES
GOVERNMENTAL FUNDS
FISCAL YEAR 2016-2017

BUDGET UNIT	**7070800000 - CULTURAL SERVICES**
FUND	**10001 - GENERAL**
FUNCTION	**RECREATION**
ACTIVITY	**CULTURAL SERVICES**

DETAIL BY REVENUE CATEGORY AND EXPENDITURE OBJECT	2014-2015 ACTUAL	2015-2016 ACTUAL	2016-2017 RECOMMENDED	2016-2017 ADOPTED BY BOARD OF SUPERVISORS
EXPENDITURES/APPROPRIATIONS				
OTHER CHARGES	349,965	349,965	349,965	349,965
TOTAL EXPENDITURES/APPROPRIATIONS	**349,965**	**349,965**	**349,965**	**349,965**
NET COST	**349,965**	**349,965**	**349,965**	**349,965**

Internal Service Funds

2016-2017 Internal Service Operations

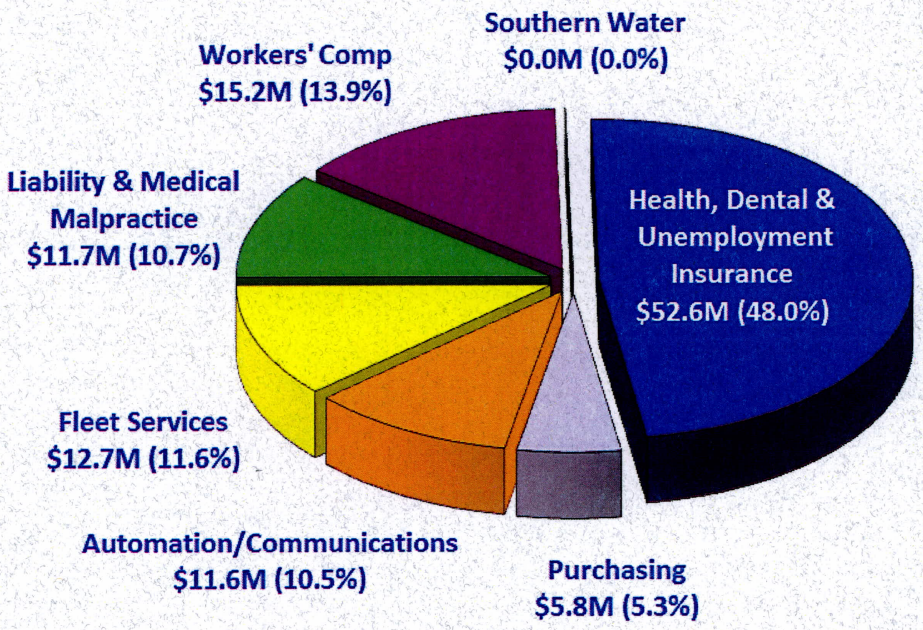

Total: $109.6 Million
(Accrual Basis)

COUNTY OF SAN JOAQUIN
SCHEDULE 10
OPERATION OF INTERNAL SERVICE FUND
FISCAL YEAR 2016-2017

FUND TITLE FLEET SERVICES
SERVICE ACTIVITY OTHER GENERAL

OPERATING DETAIL	2014-2015 ACTUAL	2015-2016 ACTUAL	2016-2017 RECOMMENDED	2016-2017 ADOPTED BY BOARD OF SUPERVISORS
OPERATING REVENUES				
EQUIPMENT RENTAL	9,390,093	9,591	10,010,000	10,010,000
USER FEES	1,407,306	1,560,485	1,563,489	1,563,489
OTHER	206,084	205,187	240,000	240,000
TOTAL OPERATING REVENUES	**11,003,483**	**1,775,263**	**11,813,489**	**11,813,489**
OPERATING EXPENSES				
SALARIES AND BENEFITS	2,800,222	3,221,516	3,465,904	3,465,904
SERVICES AND SUPPLIES	5,190,331	4,478,223	6,214,990	6,214,990
DEPRECIATION AND AMORTIZATION	2,041,479	2,371,492	3,000,000	3,000,000
TOTAL OPERATING EXPENSES	**10,032,032**	**10,071,231**	**12,680,894**	**12,680,894**
OPERATING INCOME/(LOSS)	**971,451**	**(8,295,968)**	**(867,405)**	**(867,405)**
NON-OPERATING REVENUES/(EXPENSES)				
INTERGOVERNMENTAL REVENUES	88,587	155,290	160,000	160,000
INTEREST/INVESTMENT INCOME AND/OR GAIN	39,375	90,498	50,000	50,000
INTEREST/INVESTMENT (EXPENSE) AND/OR (LOSS)	(36,757)	(28,443)		
GAIN/(LOSS) ON SALES OF CAPITAL ASSETS	81,074	(14,880)	130,000	130,000
INSURANCE RECOVERY	23,197	5,477	40,000	40,000
TOTAL NON-OPERATING REVENUES/(EXPENSES)	**195,476**	**207,942**	**380,000**	**380,000**
INCOME BEFORE CAPITAL CONTRIBUTIONS AND TRANSFERS	**1,166,926**	**(8,088,026)**	**(487,405)**	**(487,405)**
TRANSFER IN/(OUT)	2,570,440	305,582	(25,000)	(25,000)
CHANGE IN NET ASSETS	**3,737,366**	**(7,782,444)**	**(512,405)**	**(512,405)**
NET ASSETS				
BEGINNING BALANCE	20,369,066	19,696,621	21,466,629	21,466,629
PRIOR PERIOD ADJUSTMENTS - GASB 68	(4,409,811)			
NET INCOME/(LOSS) AFTER CONTRIBUTED CAPITAL	3,737,366	1,798,354	(512,405)	(512,405)
ENDING BALANCE				
DESIGNATED-REPLACEMENT VEHICLES	13,552,918	14,081,299	14,299,299	14,299,299
DESIGNATED-INVENTORIES	614,642	582,033	600,000	600,000
DESIGNATED-INVESTED IN CAPITAL ASSETS	9,205,216	9,684,341	9,466,341	9,466,341
DESIGNATED-MV APPRECIATION	3,456	14,355		
UNDESIGNATED	(3,679,610)	(2,895,399)	(3,411,416)	(3,411,416)
MEMO ENTRY FOR CAPITAL ASSETS/EXPENSES	**2,607,512**	**2,483,067**	**2,844,000**	**2,844,000**

COUNTY OF SAN JOAQUIN
SCHEDULE 10
OPERATION OF INTERNAL SERVICE FUND
FISCAL YEAR 2016-2017

FUND TITLE OFFICE AUTOMATION
SERVICE ACTIVITY OTHER GENERAL

OPERATING DETAIL	2014-2015 ACTUAL	2015-2016 ACTUAL	2016-2017 RECOMMENDED	2016-2017 ADOPTED BY BOARD OF SUPERVISORS
OPERATING REVENUES				
EQUIPMENT RENTAL	1,600,915	1,667,792	2,078,737	2,078,737
USER FEES	179,551	184,273	214,980	214,980
TOTAL OPERATING REVENUES	**1,780,466**	**1,852,065**	**2,293,717**	**2,293,717**
OPERATING EXPENSES				
SERVICES AND SUPPLIES	689,591	550,626	578,677	578,677
DEPRECIATION AND AMORTIZATION	1,545,870	1,667,451	1,820,443	1,820,443
TOTAL OPERATING EXPENSES	**2,235,461**	**2,218,077**	**2,399,120**	**2,399,120**
OPERATING INCOME/(LOSS)	**(454,995)**	**(366,012)**	**(105,403)**	**(105,403)**
NON-OPERATING REVENUES/(EXPENSES)				
INTEREST/INVESTMENT INCOME AND/OR GAIN	1,064	1,785	2,240	2,240
INTEREST/INVESTMENT (EXPENSE) AND/OR (LOSS)	(80,361)	(71,488)	(53,872)	(53,872)
TOTAL NON-OPERATING REVENUES/(EXPENSES)	**(79,297)**	**(69,703)**	**(51,632)**	**(51,632)**
INCOME BEFORE CAPITAL CONTRIBUTIONS AND TRANSFERS	**(534,292)**	**(435,715)**	**(157,035)**	**(157,035)**
CHANGE IN NET ASSETS	**(534,292)**	**(435,715)**	**(157,035)**	**(157,035)**
NET ASSETS				
BEGINNING BALANCE	842,251	307,959	(127,756)	(127,756)
NET INCOME/(LOSS) AFTER CONTRIBUTED CAPITAL	(534,292)	(435,715)	(157,035)	(157,035)
ENDING BALANCE	307,959	(127,756)	(284,791)	(284,791)

COUNTY OF SAN JOAQUIN
SCHEDULE 10
OPERATION OF INTERNAL SERVICE FUND
FISCAL YEAR 2016-2017

FUND TITLE PURCHASING
SERVICE ACTIVITY OTHER GENERAL

OPERATING DETAIL	2014-2015 ACTUAL	2015-2016 ACTUAL	2016-2017 RECOMMENDED	2016-2017 ADOPTED BY BOARD OF SUPERVISORS
OPERATING REVENUES				
USER FEES	6,259,032	6,828,347	6,179,500	6,179,500
TOTAL OPERATING REVENUES	**6,259,032**	**6,828,347**	**6,179,500**	**6,179,500**
OPERATING EXPENSES				
SERVICES AND SUPPLIES	6,262,583	6,838,851	5,806,512	5,806,512
TOTAL OPERATING EXPENSES	**6,262,583**	**6,838,851**	**5,806,512**	**5,806,512**
OPERATING INCOME/(LOSS)	**(3,551)**	**(10,504)**	**372,988**	**372,988**
NON-OPERATING REVENUES/(EXPENSES)				
INTEREST/INVESTMENT INCOME AND/OR GAIN	3,551	10,504		
TOTAL NON-OPERATING REVENUES/(EXPENSES)	**3,551**	**10,504**		
INCOME BEFORE CAPITAL CONTRIBUTIONS AND TRANSFERS			**372,988**	**372,988**
TRANSFER IN/(OUT)		10,000		
CHANGE IN NET ASSETS		**10,000**	**372,988**	**372,988**
NET ASSETS				
BEGINNING BALANCE	464,121	464,121	474,121	474,121
NET INCOME/(LOSS) AFTER CONTRIBUTED CAPITAL		10,000	372,988	372,988
ENDING BALANCE	464,121	474,121	847,109	847,109

COUNTY OF SAN JOAQUIN
SCHEDULE 10
OPERATION OF INTERNAL SERVICE FUND
FISCAL YEAR 2016-2017

FUND TITLE RADIO COMMUNICATIONS
SERVICE ACTIVITY OTHER GENERAL

OPERATING DETAIL	2014-2015 ACTUAL	2015-2016 ACTUAL	2016-2017 RECOMMENDED	2016-2017 ADOPTED BY BOARD OF SUPERVISORS
OPERATING REVENUES				
EQUIPMENT RENTAL	34,326	28,984	35,422	35,422
USER FEES	2,007,384	2,603,621	2,380,643	2,380,643
MISCELLANEOUS REVENUES	483,968	22,463		
TOTAL OPERATING REVENUES	**2,525,678**	**2,655,068**	**2,416,065**	**2,416,065**
OPERATING EXPENSES				
SERVICES AND SUPPLIES	1,694,966	1,604,346	2,472,543	2,472,543
DEPRECIATION AND AMORTIZATION	1,297,759	1,592,418	1,181,895	1,181,895
TOTAL OPERATING EXPENSES	**2,992,725**	**3,196,764**	**3,654,438**	**3,654,438**
OPERATING INCOME/(LOSS)	**(467,047)**	**(541,696)**	**(1,238,373)**	**(1,238,373)**
NON-OPERATING REVENUES/(EXPENSES)				
INTEREST/INVESTMENT INCOME AND/OR GAIN	4,633	7,839	6,808	6,808
INTEREST/INVESTMENT (EXPENSE) AND/OR (LOSS)	(76,006)	(84,353)	(78,674)	(78,674)
SALE OF ASSETS - GAINS AND/OR (LOSS)		125,169		
TOTAL NON-OPERATING REVENUES/(EXPENSES)	**(71,373)**	**48,655**	**(71,866)**	**(71,866)**
INCOME BEFORE CAPITAL CONTRIBUTIONS AND TRANSFERS	**(538,420)**	**(493,041)**	**(1,310,239)**	**(1,310,239)**
TRANSFER IN/(OUT)				
CHANGE IN NET ASSETS	**(538,420)**	**(493,041)**	**(1,310,239)**	**(1,310,239)**
NET ASSETS				
BEGINNING BALANCE	6,449,600	5,911,180	5,418,139	5,418,139
NET INCOME/(LOSS) AFTER CONTRIBUTED CAPITAL	(538,420)	(493,041)	(1,310,239)	(1,310,239)
ENDING BALANCE				
DESIGNATED - INVESTED IN CAPITAL ASSETS	3,971,234	4,022,015	3,497,789	3,497,789
UNDESIGNATED	1,939,946	1,396,124	610,111	610,111

COUNTY OF SAN JOAQUIN
SCHEDULE 10
OPERATION OF INTERNAL SERVICE FUND
FISCAL YEAR 2016-2017

FUND TITLE SELF-INSURANCE - CASUALTY

SERVICE ACTIVITY OTHER GENERAL

OPERATING DETAIL	2014-2015 ACTUAL	2015-2016 ACTUAL	2016-2017 RECOMMENDED	2016-2017 ADOPTED BY BOARD OF SUPERVISORS
OPERATING REVENUES				
CHARGES FOR SERVICES	5,896,831	8,828,531	6,829,115	6,829,115
TOTAL OPERATING REVENUES	**5,896,831**	**8,828,531**	**6,829,115**	**6,829,115**
OPERATING EXPENSES				
LIABILITY CLAIMS AND LOSS ADJUSTMENT	3,597,117	4,806,928	3,145,615	3,145,615
INSURANCE	2,010,519	2,245,449	2,235,700	2,235,700
SERVICES AND SUPPLIES	1,819,091	2,431,815	2,208,227	2,208,227
TOTAL OPERATING EXPENSES	**7,426,727**	**9,484,192**	**7,589,542**	**7,589,542**
OPERATING INCOME/(LOSS)	**(1,529,896)**	**(655,661)**	**(760,427)**	**(760,427)**
NON-OPERATING REVENUES/(EXPENSES)				
INTEREST/INVESTMENT INCOME AND/OR GAIN	54,506	115,171	111,648	111,648
MISCELLANEOUS REVENUES	(62,100)	(59,089)		
TOTAL NON-OPERATING REVENUES/(EXPENSES)	**(7,594)**	**56,082**	**111,648**	**111,648**
INCOME BEFORE CAPITAL CONTRIBUTIONS AND TRANSFERS	**(1,537,490)**	**(599,579)**	**(648,779)**	**(648,779)**
CHANGE IN NET ASSETS	**(1,537,490)**	**(599,579)**	**(648,779)**	**(648,779)**
NET ASSETS				
BEGINNING BALANCE	8,993,125	7,455,635	6,856,056	6,856,056
NET INCOME/(LOSS) AFTER CONTRIBUTED CAPITAL	(1,537,490)	(599,579)	(648,779)	(648,779)
ENDING BALANCE	7,455,635	6,856,056	6,207,277	6,207,277

COUNTY OF SAN JOAQUIN
SCHEDULE 10
OPERATION OF INTERNAL SERVICE FUND
FISCAL YEAR 2016-2017

FUND TITLE SELF-INSURANCE - DENTAL

SERVICE ACTIVITY OTHER GENERAL

OPERATING DETAIL	2014-2015 ACTUAL	2015-2016 ACTUAL	2016-2017 RECOMMENDED	2016-2017 ADOPTED BY BOARD OF SUPERVISORS
OPERATING REVENUES				
CHARGES FOR SERVICES	5,804,263	5,694,140	5,370,000	5,370,000
TOTAL OPERATING REVENUES	**5,804,263**	**5,694,140**	**5,370,000**	**5,370,000**
OPERATING EXPENSES				
LIABILITY CLAIMS AND LOSS ADJUSTMENT	5,474,489	5,322,907	5,981,127	5,981,127
SERVICES AND SUPPLIES	63,411	112,150	104,629	104,629
TOTAL OPERATING EXPENSES	**5,537,900**	**5,435,057**	**6,085,756**	**6,085,756**
OPERATING INCOME/(LOSS)	**266,363**	**259,083**	**(715,756)**	**(715,756)**
NON-OPERATING REVENUES/(EXPENSES)				
INTEREST/INVESTMENT INCOME AND/OR GAIN	11,553	27,617	10,647	10,647
TOTAL NON-OPERATING REVENUES/(EXPENSES)	**11,553**	**27,617**	**10,647**	**10,647**
INCOME BEFORE CAPITAL CONTRIBUTIONS AND TRANSFERS	**277,916**	**286,700**	**(705,109)**	**(705,109)**
TRANSFER IN/(OUT)				
CHANGE IN NET ASSETS	**277,916**	**286,700**	**(705,109)**	**(705,109)**
NET ASSETS				
BEGINNING BALANCE	3,351,497	3,629,413	3,916,113	3,916,113
NET INCOME/(LOSS) AFTER CONTRIBUTED CAPITAL	277,916	286,700	(705,109)	(705,109)
ENDING BALANCE	3,629,413	3,916,113	3,211,004	3,211,004

COUNTY OF SAN JOAQUIN
SCHEDULE 10
OPERATION OF INTERNAL SERVICE FUND
FISCAL YEAR 2016-2017

FUND TITLE SELF INSURANCE - MEDICAL

SERVICE ACTIVITY OTHER GENERAL

OPERATING DETAIL	2014-2015 ACTUAL	2015-2016 ACTUAL	2016-2017 RECOMMENDED	2016-2017 ADOPTED BY BOARD OF SUPERVISORS
OPERATING REVENUES				
CHARGES FOR SERVICES	36,468,758	34,628,987	38,165,000	38,165,000
OTHER	335,483	352,116	345,000	345,000
TOTAL OPERATING REVENUES	**36,804,241**	**34,981,103**	**38,510,000**	**38,510,000**
OPERATING EXPENSES				
LIABILITY CLAIMS AND LOSS ADJUSTMENT	32,987,205	38,984,848	41,305,000	41,305,000
INSURANCE	2,311,587	2,024,794	2,500,000	2,500,000
SERVICES AND SUPPLIES	691,403	1,112,274	1,587,105	1,587,105
TOTAL OPERATING EXPENSES	**35,990,195**	**42,121,916**	**45,392,105**	**45,392,105**
OPERATING INCOME/(LOSS)	**814,046**	**(7,140,813)**	**(6,882,105)**	**(6,882,105)**
NON-OPERATING REVENUES/(EXPENSES)				
INTEREST/INVESTMENT INCOME AND/OR GAIN	117,291	230,241	107,875	107,875
TOTAL NON-OPERATING REVENUES/(EXPENSES)	**117,291**	**230,241**	**107,875**	**107,875**
INCOME BEFORE CAPITAL CONTRIBUTIONS AND TRANSFERS	**931,337**	**(6,910,572)**	**(6,774,230)**	**(6,774,230)**
TRANSFER IN/(OUT)				
CHANGE IN NET ASSETS	**931,337**	**(6,910,572)**	**(6,774,230)**	**(6,774,230)**
NET ASSETS				
BEGINNING BALANCE	34,082,185	35,013,522	28,102,950	28,102,950
NET INCOME/(LOSS) AFTER CONTRIBUTED CAPITAL	931,337	(6,910,572)	(6,774,230)	(6,774,230)
ENDING BALANCE	35,013,522	28,102,950	21,328,720	21,328,720

COUNTY OF SAN JOAQUIN
SCHEDULE 10
OPERATION OF INTERNAL SERVICE FUND
FISCAL YEAR 2016-2017

FUND TITLE SELF-INSURANCE - MEDICAL MALPRACTICE
SERVICE ACTIVITY OTHER GENERAL

OPERATING DETAIL	2014-2015 ACTUAL	2015-2016 ACTUAL	2016-2017 RECOMMENDED	2016-2017 ADOPTED BY BOARD OF SUPERVISORS
OPERATING REVENUES				
CHARGES FOR SERVICES	2,451,176	3,094,999	3,563,000	3,563,000
TOTAL OPERATING REVENUES	**2,451,176**	**3,094,999**	**3,563,000**	**3,563,000**
OPERATING EXPENSES				
LIABILITY CLAIMS AND LOSS ADJUSTMENT	1,252,910	1,183,167	1,980,000	1,980,000
INSURANCE	1,140,983	1,128,811	1,322,108	1,322,108
SERVICES AND SUPPLIES	62,381	146,044	803,427	803,427
TOTAL OPERATING EXPENSES	**2,456,274**	**2,458,022**	**4,105,535**	**4,105,535**
OPERATING INCOME/(LOSS)	**(5,098)**	**636,977**	**(542,535)**	**(542,535)**
NON-OPERATING REVENUES/(EXPENSES)				
INTEREST/INVESTMENT INCOME AND/OR GAIN	30,284	71,550	61,134	61,134
MISCELLANEOUS REVENUES	(1,534)			
TOTAL NON-OPERATING REVENUES/(EXPENSES)	**28,750**	**71,550**	**61,134**	**61,134**
INCOME BEFORE CAPITAL CONTRIBUTIONS AND TRANSFERS	**23,652**	**708,527**	**(481,401)**	**(481,401)**
TRANSFER IN/(OUT)				
CHANGE IN NET ASSETS	**23,652**	**708,527**	**(481,401)**	**(481,401)**
NET ASSETS				
BEGINNING BALANCE	7,082,628	7,106,280	7,814,807	7,814,807
NET INCOME/(LOSS) AFTER CONTRIBUTED CAPITAL	23,652	708,527	(481,401)	(481,401)
ENDING BALANCE	7,106,280	7,814,807	7,333,406	7,333,406

COUNTY OF SAN JOAQUIN
SCHEDULE 10
OPERATION OF INTERNAL SERVICE FUND
FISCAL YEAR 2016-2017

FUND TITLE SELF INSURANCE - UNEMPLOYMENT

SERVICE ACTIVITY OTHER GENERAL

OPERATING DETAIL	2014-2015 ACTUAL	2015-2016 ACTUAL	2016-2017 RECOMMENDED	2016-2017 ADOPTED BY BOARD OF SUPERVISORS
OPERATING REVENUES				
CHARGES FOR SERVICES	2,388,515	1,173,935	1,127,500	1,127,500
TOTAL OPERATING REVENUES	**2,388,515**	**1,173,935**	**1,127,500**	**1,127,500**
OPERATING EXPENSES				
LIABILITY CLAIMS AND LOSS ADJUSTMENT	1,047,772	1,018,211	1,100,000	1,100,000
SERVICES AND SUPPLIES	32,207	33,565	7,328	7,328
TOTAL OPERATING EXPENSES	**1,079,979**	**1,051,776**	**1,107,328**	**1,107,328**
OPERATING INCOME/(LOSS)	**1,308,536**	**122,159**	**20,172**	**20,172**
NON-OPERATING REVENUES/(EXPENSES)				
INTEREST/INVESTMENT INCOME AND/OR GAIN	14,881	34,331	15,000	15,000
TOTAL NON-OPERATING REVENUES/(EXPENSES)	**14,881**	**34,331**	**15,000**	**15,000**
INCOME BEFORE CAPITAL CONTRIBUTIONS AND TRANSFERS	**1,323,417**	**156,490**	**35,172**	**35,172**
TRANSFER IN/(OUT)				
CHANGE IN NET ASSETS	**1,323,417**	**156,490**	**35,172**	**35,172**
NET ASSETS				
BEGINNING BALANCE	3,877,868	5,201,285	5,357,775	5,357,775
NET INCOME/(LOSS) AFTER CONTRIBUTED CAPITAL	1,323,417	156,490	35,172	35,172
ENDING BALANCE	5,201,285	5,357,775	5,392,947	5,392,947

COUNTY OF SAN JOAQUIN
SCHEDULE 10
OPERATION OF INTERNAL SERVICE FUND
FISCAL YEAR 2016-2017

FUND TITLE SELF INSURANCE - WORKERS' COMPENSATION

SERVICE ACTIVITY OTHER GENERAL

OPERATING DETAIL	2014-2015 ACTUAL	2015-2016 ACTUAL	2016-2017 RECOMMENDED	2016-2017 ADOPTED BY BOARD OF SUPERVISORS
OPERATING REVENUES				
CHARGES FOR SERVICES	11,052,365	13,129,677	12,160,000	12,160,000
OTHER	11,325	17,546		
TOTAL OPERATING REVENUES	**11,063,690**	**13,147,223**	**12,160,000**	**12,160,000**
OPERATING EXPENSES				
LIABILITY CLAIMS AND LOSS ADJUSTMENT	9,479,540	9,966,149	11,511,000	11,511,000
INSURANCE	1,314,633	1,368,571	1,485,000	1,485,000
SERVICES AND SUPPLIES	2,215,265	2,863,215	2,249,321	2,249,321
TOTAL OPERATING EXPENSES	**13,009,438**	**14,197,935**	**15,245,321**	**15,245,321**
OPERATING INCOME/(LOSS)	**(1,945,748)**	**(1,050,712)**	**(3,085,321)**	**(3,085,321)**
NON-OPERATING REVENUES/(EXPENSES)				
INTEREST/INVESTMENT INCOME AND/OR GAIN	142,166	314,247	291,654	291,654
TOTAL NON-OPERATING REVENUES/(EXPENSES)	**142,166**	**314,247**	**291,654**	**291,654**
INCOME BEFORE CAPITAL CONTRIBUTIONS AND TRANSFERS	**(1,803,582)**	**(736,465)**	**(2,793,667)**	**(2,793,667)**
TRANSFER IN/(OUT)				
CHANGE IN NET ASSETS	**(1,803,582)**	**(736,465)**	**(2,793,667)**	**(2,793,667)**
NET ASSETS				
BEGINNING BALANCE	15,792,458	13,988,876	13,252,411	13,252,411
NET INCOME/(LOSS) AFTER CONTRIBUTED CAPITAL	(1,803,582)	(736,465)	(2,793,667)	(2,793,667)
ENDING BALANCE	13,988,876	13,252,411	10,458,744	10,458,744

COUNTY OF SAN JOAQUIN
SCHEDULE 10
OPERATION OF INTERNAL SERVICE FUND
FISCAL YEAR 2016-2017

FUND TITLE SOUTHERN WATER
SERVICE ACTIVITY OTHER PROTECTION

OPERATING DETAIL	2014-2015 ACTUAL	2015-2016 ACTUAL	2016-2017 RECOMMENDED	2016-2017 ADOPTED BY BOARD OF SUPERVISORS
OPERATING REVENUES				
CHARGES FOR SERVICES	57,335	211,443	52,426	52,426
TOTAL OPERATING REVENUES	**57,335**	**211,443**	**52,426**	**52,426**
OPERATING EXPENSES				
DEPRECIATION AND AMORTIZATION				
TOTAL OPERATING EXPENSES				
OPERATING INCOME/(LOSS)	**57,335**	**211,443**	**52,426**	**52,426**
NON-OPERATING REVENUES/(EXPENSES)				
INTEREST/INVESTMENT INCOME AND/OR GAIN	81	2,359		
INTEREST/INVESTMENT (EXPENSE) AND/OR (LOSS)	(9,918)	(6,124)	(1,543)	(1,543)
TOTAL NON-OPERATING REVENUES/(EXPENSES)	**(9,837)**	**(3,765)**	**(1,543)**	**(1,543)**
INCOME BEFORE CAPITAL CONTRIBUTIONS AND TRANSFERS	**47,498**	**207,678**	**50,883**	**50,883**
TRANSFER IN/(OUT)				
CHANGE IN NET ASSETS	**47,498**	**207,678**	**50,883**	**50,883**
NET ASSETS				
BEGINNING BALANCE	243,692	291,190	498,868	498,868
NET INCOME/(LOSS) AFTER CONTRIBUTED CAPITAL	47,498	207,678	50,883	50,883
ENDING BALANCE				
DESIGNATED - INVESTED IN CAPITAL ASSETS	17,476	17,481	17,481	17,481
UNDESIGNATED	273,714	481,387	532,270	532,270

COUNTY OF SAN JOAQUIN
SCHEDULE 10
OPERATION OF INTERNAL SERVICE FUND
FISCAL YEAR 2016-2017

FUND TITLE TELEPHONE

SERVICE ACTIVITY OTHER GENERAL

OPERATING DETAIL	2014-2015 ACTUAL	2015-2016 ACTUAL	2016-2017 RECOMMENDED	2016-2017 ADOPTED BY BOARD OF SUPERVISORS
OPERATING REVENUES				
EQUIPMENT RENTAL	126,450	42,838	78,845	78,845
USER FEES	5,102,873	5,171,666	5,249,261	5,249,261
MISCALLENEOUS REVENUES	14,798	171,769		
TOTAL OPERATING REVENUES	**5,244,121**	**5,386,273**	**5,328,106**	**5,328,106**
OPERATING EXPENSES				
SALARIES AND BENEFITS	1,604,041	1,772,352	1,694,868	1,694,868
SERVICES AND SUPPLIES	3,389,629	4,361,207	3,561,129	3,561,129
FIXED ASSETS/DEPRECIATION	147,137	(109,340)	113,845	113,845
TOTAL OPERATING EXPENSES	**5,140,807**	**6,024,219**	**5,369,842**	**5,369,842**
OPERATING INCOME/(LOSS)	**103,314**	**(637,946)**	**(41,736)**	**(41,736)**
NON-OPERATING REVENUES/(EXPENSES)				
INTEREST/INVESTMENT INCOME AND/OR GAIN	4,375	9,999	6,736	6,736
TOTAL NON-OPERATING REVENUES/(EXPENSES)	**4,375**	**9,999**	**6,736**	**6,736**
INCOME BEFORE CAPITAL CONTRIBUTIONS AND TRANSFERS	**107,689**	**(627,947)**	**(35,000)**	**(35,000)**
TRANSFER IN /(OUT)				
CHANGE IN NET ASSETS	**107,689**	**(627,947)**	**(35,000)**	**(35,000)**
NET ASSETS				
BEGINNING BALANCE	(684,477)	(586,793)	(1,214,740)	(1,214,740)
PRIOR PERIOD ADJUSTMENTS - GASB 68	(10,005)			
NET INCOME/(LOSS) AFTER CONTRIBUTED CAPITAL	107,689	(627,947)	(35,000)	(35,000)
ENDING BALANCE				
DESIGNATED - INVESTED IN CAPITAL ASSETS	394,682	927,749	848,253	848,253
UNDESIGNATED	(981,475)	(2,142,489)	(2,097,993)	(2,097,993)

Enterprise Funds

2016-2017 Enterprise Operations

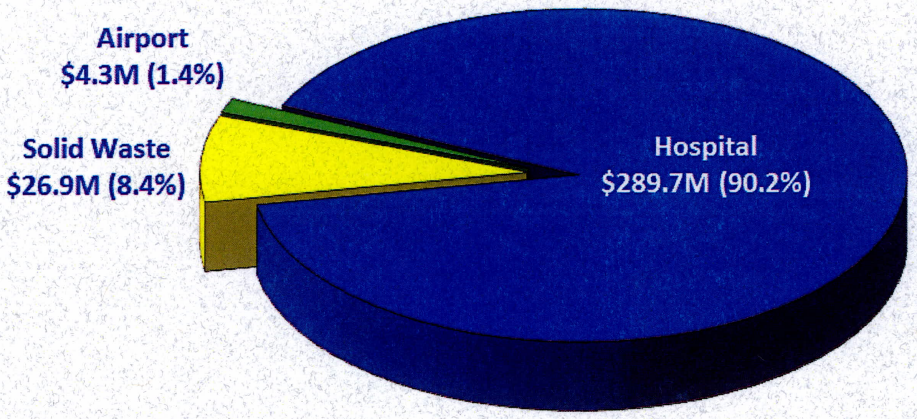

Total: $321.0 Million
(Accrual Basis)

COUNTY OF SAN JOAQUIN
SCHEDULE 11
OPERATION OF ENTERPRISE FUND
FISCAL YEAR 2016-2017

FUND TITLE AIRPORT
SERVICE ACTIVITY TRANSPORTATION

OPERATING DETAIL	2014-2015 ACTUAL	2015-2016 ACTUAL	2016-2017 RECOMMENDED	2016-2017 ADOPTED BY BOARD OF SUPERVISORS
OPERATING REVENUES				
RENTAL INCOME	1,352,879	1,561,089	1,499,990	1,499,990
INTERGOVERNMENTAL REVENUES	2,825	1,238		
CHARGES FOR SERVICES	911,051	471,489	1,069,908	1,069,908
OTHER INCOME	439,265	439,093	43,240	43,240
TOTAL OPERATING REVENUES	**2,706,020**	**2,472,909**	**2,613,138**	**2,613,138**
OPERATING EXPENSES				
SALARIES AND BENEFITS	1,251,798	1,223,588	1,236,581	1,236,581
SERVICES AND SUPPLIES	356,693	1,052,515	1,054,942	1,054,942
SERVICES FROM COUNTY DEPARTMENTS	398,061	435,507	459,108	459,108
INSURANCE	276,193	265,022	150,021	150,021
OTHER CHARGES	633,063			
DEPRECIATION AND AMORTIZATION	1,564,849	1,778,831	1,800,000	1,800,000
TOTAL OPERATING EXPENSES	**4,480,657**	**4,755,463**	**4,700,652**	**4,700,652**
OPERATING INCOME/(LOSS)	**(1,774,637)**	**(2,282,554)**	**(2,087,514)**	**(2,087,514)**
NON-OPERATING REVENUES/(EXPENSES)				
INTEREST/INVESTMENT INCOME AND/OR GAIN	(1,991)	(144)	2,500	2,500
INTEREST/INVESTMENT (EXPENSE) AND/OR (LOSS)	(120,919)	(108,768)	354,812	354,812
GAIN/(LOSS) ON SALES OF CAPITAL ASSETS	5,282	(22,799)		
TOTAL NON-OPERATING REVENUES/(EXPENSES)	**(117,628)**	**(131,710)**	**357,312**	**357,312**
INCOME BEFORE CAPITAL CONTRIBUTIONS AND TRANSFERS	**(1,892,265)**	**(2,414,265)**	**(1,730,202)**	**(1,730,202)**
CAPITAL GRANTS	4,443,668	978,749	2,775,407	2,775,407
TRANSFER IN/(OUT)				
COUNTY CONTRIBUTION	849,416	874,712	639,826	639,826
TRANSFER IN/(OUT)	(118,650)	88,343	333,930	333,930
CHANGE IN NET ASSETS	**3,282,169**	**(472,461)**	**2,018,961**	**2,018,961**
NET ASSETS				
BEGINNING BALANCE	12,420,283	13,592,879	13,113,539	13,113,539
PRIOR PERIOD ADJUSTMENTS - GASB 68	(2,109,573)	(6,879)		
NET INCOME/(LOSS) AFTER CONTRIBUTED CAPITAL	3,282,169	(472,461)	2,018,961	2,018,961
ENDING BALANCE				
DESIGNATED - INVESTED IN CAPITAL ASSETS	16,905,114	16,830,559	18,139,896	18,139,896
UNDESIGNATED	(3,312,235)	(3,717,020)	(3,007,396)	(3,007,396)
MEMO ENTRY FOR CAPITAL ASSETS/EXPENSES	**4,926,397**	**1,478,509**	**3,109,337**	**3,109,337**

COUNTY OF SAN JOAQUIN
SCHEDULE 11
OPERATION OF ENTERPRISE FUND
FISCAL YEAR 2016-2017

FUND TITLE HOSPITAL
SERVICE ACTIVITY HEALTH

OPERATING DETAIL	2014-2015 ACTUAL	2015-2016 ACTUAL	2016-2017 RECOMMENDED	2016-2017 ADOPTED BY BOARD OF SUPERVISORS
OPERATING REVENUES				
INTERGOVERNMENTAL REVENUES	101,223,704	88,391,636	67,079,409	67,079,409
CHARGES FOR SERVICES	232,027,168	228,629,775	259,483,836	259,483,836
TOTAL OPERATING REVENUES	**333,250,872**	**317,021,411**	**326,563,245**	**326,563,245**
OPERATING EXPENSES				
SALARIES AND BENEFITS	160,112,697	167,867,802	185,277,491	185,277,491
SERVICES AND SUPPLIES	58,681,415	74,546,511	75,362,493	75,362,493
SERVICES FROM COUNTY DEPARTMENTS	2,591,471	4,099,675	4,440,669	4,440,669
INSURANCE	5,193,978	5,806,338	6,289,776	6,289,776
OTHER CHARGES	9,195,609	12,115,832	8,981,938	8,981,938
DEPRECIATION AND AMORTIZATION	8,160,295	8,481,658	8,855,474	8,855,474
TOTAL OPERATING EXPENSES	**243,935,465**	**272,917,816**	**289,207,841**	**289,207,841**
OPERATING INCOME/(LOSS)	**89,315,407**	**44,103,595**	**37,355,404**	**37,355,404**
NON-OPERATING REVENUES/(EXPENSES)				
INTEREST/INVESTMENT INCOME AND/OR GAIN		1,197,334		
INTEREST/INVESTMENT (EXPENSE) AND/OR (LOSS)	(775,230)	(676,991)	(527,147)	(527,147)
OTHER REVENUES/(EXPENSES)				
TOTAL NON-OPERATING REVENUES/(EXPENSES)	**(775,230)**	**520,343**	**(527,147)**	**(527,147)**
INCOME BEFORE CAPITAL CONTRIBUTIONS AND TRANSFERS	**88,540,177**	**44,623,938**	**36,828,257**	**36,828,257**
TRANSFER IN/(OUT)				
COUNTY CONTRIBUTION	7,482,197	3,000,000		
COUNTY CONTRIBUTION-REQUIRED MATCH	2,138,054	2,138,054	2,138,054	2,138,054
COUNTY CONTRIBUTION-REALIGNMENT		1,021,012		
CHANGE IN NET ASSETS	**98,160,428**	**50,783,004**	**38,966,311**	**38,966,311**
NET ASSETS				
BEGINNING BALANCE	117,050,952	17,471,213	57,921,494	57,921,494
PRIOR PERIOD ADJUSTMENTS	(197,740,167)	(10,332,723)		
NET INCOME/(LOSS) AFTER CONTRIBUTED CAPITAL	98,160,428	50,783,004	38,966,311	38,966,311
ENDING BALANCE				
DESIGNATED - INVESTED IN CAPITAL ASSETS	138,646,853	160,651,157	197,181,808	197,181,808
UNDESIGNATED	(121,175,640)	(102,729,663)	(100,294,003)	(100,294,003)
MEMO ENTRY FOR CAPITAL ASSETS/EXPENSES	**13,078,097**	**31,876,200**	**42,925,651**	**42,925,651**

COUNTY OF SAN JOAQUIN
SCHEDULE 11
OPERATION OF ENTERPRISE FUND
FISCAL YEAR 2016-2017

FUND TITLE **SOLID WASTE**
SERVICE ACTIVITY **SANITATION**

OPERATING DETAIL	2014-2015 ACTUAL	2015-2016 ACTUAL	2016-2017 RECOMMENDED	2016-2017 ADOPTED BY BOARD OF SUPERVISORS
OPERATING REVENUES				
CHARGES FOR SERVICES	17,279,982	20,836,927	21,675,800	21,675,800
MISCELLANEOUS REVENUES	2,097,442	1,646,764	1,679,506	1,679,506
TOTAL OPERATING REVENUES	**19,377,424**	**22,483,691**	**23,355,306**	**23,355,306**
OPERATING EXPENSES				
SALARIES AND BENEFITS	6,839,358	6,295,879	6,328,859	6,328,859
SERVICES AND SUPPLIES	3,795,763	6,950,457	13,606,472	13,606,472
SERVICES FROM COUNTY DEPARTMENTS	1,043,199	1,406,504	1,469,365	1,469,365
INSURANCE	327,535	381,286	348,761	348,761
OTHER CHARGES	2,020,423	1,516,468	1,549,400	1,549,400
DEPRECIATION AND AMORTIZATION	2,319,207	2,323,376	2,400,000	2,400,000
TOTAL OPERATING EXPENSES	**16,345,485**	**18,873,970**	**25,702,857**	**25,702,857**
OPERATING INCOME/(LOSS)	**3,031,939**	**3,609,721**	**(2,347,551)**	**(2,347,551)**
NON-OPERATING REVENUES/(EXPENSES)				
INTEREST/INVESTMENT INCOME AND/OR GAIN	40,368	74,783	55,200	55,200
INTEREST/INVESTMENT (EXPENSE) AND/OR (LOSS)	(734,159)	(166,773)	(391,760)	(391,760)
TOTAL NON-OPERATING REVENUES/(EXPENSES)	**(693,791)**	**(91,990)**	**(336,560)**	**(336,560)**
INCOME BEFORE CAPITAL CONTRIBUTIONS AND TRANSFERS	**2,338,148**	**3,517,731**	**(2,684,111)**	**(2,684,111)**
TRANSFER IN/(OUT)				
TRANSFES IN FROM AB 939 FUND	2,092,663	2,408,512	2,780,894	2,780,894
TRANSFER OUT TO AB 939 FUND	(791,012)	(833,085)	(830,200)	(830,200)
CHANGE IN NET ASSETS	**3,639,799**	**5,093,158**	**(733,417)**	**(733,417)**
NET ASSETS				
BEGINNING BALANCE	7,248,560	357,217	4,413,533	4,413,533
PRIOR PERIOD ADJUSTMENTS - GASB 68	(10,531,142)	(1,036,842)		
NET INCOME/(LOSS) AFTER CONTRIBUTED CAPITAL	3,639,799	5,093,158	(733,417)	(733,417)
ENDING BALANCE				
DESIGNATED - INVESTED IN CAPITAL ASSETS	2,825,478	10,057,318	11,800,000	11,800,000
UNDESIGNATED	(2,468,261)	(5,643,785)	(8,119,884)	(8,119,884)
MEMO ENTRY FOR CAPITAL ASSETS/EXPENSES	**3,241,350**	**3,241,350**	**4,444,000**	**4,444,000**

COUNTY OF SAN JOAQUIN
SCHEDULE 11
OPERATION OF ENTERPRISE FUND
FISCAL YEAR 2016-2017

FUND TITLE SOLID WASTE CLOSURE

SERVICE ACTIVITY SANITATION

OPERATING DETAIL	2014-2015 ACTUAL	2015-2016 ACTUAL	2016-2017 RECOMMENDED	2016-2017 ADOPTED BY BOARD OF SUPERVISORS
NON-OPERATING REVENUES/(EXPENSES)				
GASB 18 LIABILITY	(12,550,263)	(12,726,754)	(12,903,245)	(12,903,245)
GASB 18 LIABILITY - ADJUSTMENT	12,707,479	12,553,635	12,726,754	12,726,754
TOTAL NON-OPERATING REVENUES/(EXPENSES)	**157,216**	**(173,119)**	**(176,491)**	**(176,491)**
INCOME BEFORE CAPITAL CONTRIBUTIONS AND TRANSFERS	**157,216**	**(173,119)**	**(176,491)**	**(176,491)**
CHANGE IN NET ASSETS	**157,216**	**(173,119)**	**(176,491)**	**(176,491)**
NET ASSETS				
BEGINNING BALANCE	(7,557,256)	(7,400,040)	(7,573,158)	(7,573,158)
NET INCOME/(LOSS) AFTER CONTRIBUTED CAPITAL	157,216	(173,119)	(176,491)	(176,491)
ENDING BALANCE				
HARNEY LANE POST CLOSURE	(2,607,222)	(2,340,705)	(2,395,254)	(2,395,254)
CORRAL HOLLOW CLOSURE	(1,383,275)	(1,269,214)	(1,298,793)	(1,298,793)
FOOTHILL CLOSURE	(1,215,088)	(1,479,408)	(1,513,885)	(1,513,885)
NORTH COUNTY CLOSURE	(2,195,670)	(2,488,420)	(2,546,412)	(2,546,412)
RESERVED FOR MARKET VALUE APPRECIATION	1,215	4,588	4,695	4,695

Special Districts

2016-2017 Special District Operations

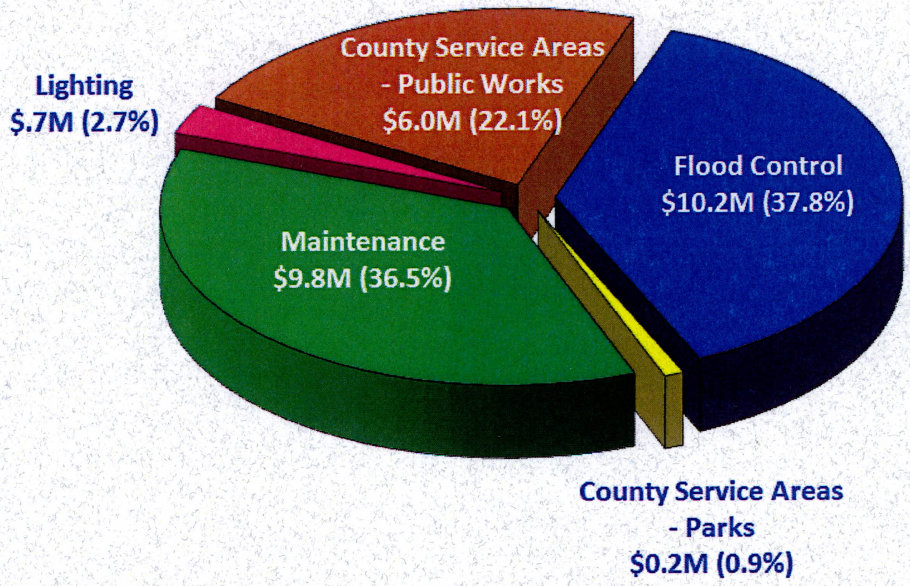

Total: $26.9 Million

COUNTY OF SAN JOAQUIN
SCHEDULE 12
FUND BALANCE - SPECIAL DISTRICTS AND OTHER AGENCIES
FISCAL YEAR 2016-2017

FUND	DISTRICT NAME	TOTAL FINANCING SOURCES				TOTAL FINANCING USES		
		FUND BALANCE UNRESERVED/ UNDESIGNATED JUNE 30, 2016	DECREASES TO RESERVES/ DESIGNATIONS	ADDITIONAL FINANCING SOURCES	TOTAL FINANCING SOURCES	FINANCING USES	INCREASES TO RESERVES/ DESIGNATIONS	TOTAL FINANCING USES
COUNTY SERVICE AREAS-PARKS								
30101	CSA 1 BOGGS TRACT PARK	601		17,685	18,286	17,685	601	18,286
30201	CSA 2 MADISON PARK	4,418		38,831	43,249	38,831	4,418	43,249
30301	CSA 3 GARDEN ACRES-EASTSIDE PARK	12		60,277	60,289	60,277	12	60,289
30401	CSA 4 LATHROP PARK	3		18,468	18,471	18,468	3	18,471
30501	CSA 5 RAYMUS VILLAGE PARK	7,630		24,117	31,747	24,117	7,630	31,747
30801	CSA 8 TAFT PARK	10,964		47,747	58,711	47,747	10,964	58,711
31101	CSA 11 LARCH CLOVER PARK	1		6,186	6,187	6,186	1	6,187
34801	CSA 48 WOODBRIDGE COMMUNITY PARK	10,651		22,793	33,444	22,793	10,651	33,444
TOTAL CSA-PARKS		**34,280**		**236,103**	**270,383**	**236,103**	**34,280**	**270,383**
COUNTY SERVICE AREAS-PUBLIC WORKS								
30331	CSA 3A TALLAHATCHEY TERRACE	9,832		3,825	13,657	10,488	3,169	13,657
31201	CSA 12 THORTON		10,379	159,726	170,105	170,105		170,105
31261	CSA 12 THORTON-DEBT SERVICE	14,781		13,300	28,081	13,300	14,781	28,081
31401	CSA 14 VICTOR	21,936		200	22,136	10,692	11,444	22,136
31461	CSA 14 VICTOR-DEBT SERVICE	2,883		4,596	7,479	4,800	2,679	7,479
31501	CSA 15 WATERLOO-99	89,856		265,210	355,066	241,494	113,572	355,066
31601	CSA 16 PAR COUNTRY ESTATES	117,426		169,411	286,837	218,358	68,479	286,837
31701	CSA 17 CHEROKEE INDUSTRIAL PARK	196,953		20,440	217,393	66,740	150,653	217,393
31801	CSA 18 FAIRWAY ESTATES	85,784		35,732	121,516	87,381	34,135	121,516
32101	CSA 21 OAK CREEK	69,690		9,940	79,630	24,568	55,062	79,630
32301	CSA 23 GRANDA GLEN	7,280		8,325	15,605	13,606	1,999	15,605
32401	CSA 24 MOZNETT ESTATES	195,985		21,880	217,865	15,782	202,083	217,865
32501	CSA 25 CAPEWOOD ESTATES	25,907		580	26,487	8,630	17,857	26,487
32901	CSA 29 FOREST LAKE RANCHETTES	93,304		8,700	102,004	23,487	78,517	102,004
33001	CSA 30 MANTECA INDUSTRIAL PARK	148,125		58,080	206,205	94,139	112,066	206,205
33101	CSA 31 FLAG CITY	462,396		163,408	625,804	250,774	375,030	625,804
33131	CSA 31 FLAG CITY-NITRATE TREATMENT	103,674		57,028	160,702	83,920	76,782	160,702
33192	CSA 31 FLAG CITY-SEWER			1,034,795	1,034,795	1,018,721	16,074	1,034,795
33501	CSA 35 SANTOS RANCH-LOS RANCHOS	48,568		100,660	149,228	116,750	32,478	149,228
33597	CSA 35 SANTOS RANCH-LOS RANCHOS-WATER	825,009			825,009		825,009	825,009
33601	CSA 36 LLOYD LANE	39,627		1,400	41,027	9,735	31,292	41,027
33631	CSA 36A LLOYD LANE ZONE A	10,537		936	11,473	5,918	5,555	11,473
33632	CSA 36B LLOYD LANE ZONE B	21,617		2,020	23,637	7,826	15,811	23,637
33701	CSA 37 MARTY COURT	5,436		1,230	6,666	5,112	1,554	6,666
34101	CSA 41 EAGLECREST	52,383		6,220	58,603	14,305	44,298	58,603

COUNTY OF SAN JOAQUIN
SCHEDULE 12
FUND BALANCE - SPECIAL DISTRICTS AND OTHER AGENCIES
FISCAL YEAR 2016-2017

FUND	DISTRICT NAME	TOTAL FINANCING SOURCES				TOTAL FINANCING USES		
		FUND BALANCE UNRESERVED/ UNDESIGNATED JUNE 30, 2016	DECREASES TO RESERVES/ DESIGNATIONS	ADDITIONAL FINANCING SOURCES	TOTAL FINANCING SOURCES	FINANCING USES	INCREASES TO RESERVES/ DESIGNATIONS	TOTAL FINANCING USES
34114	CSA 41N TIERRA DEL SOL ZONE N	120,801		39,427	160,228	33,478	126,750	160,228
34201	CSA 42 BLATT ESTATES	36,189		4,040	40,229	12,457	27,772	40,229
34301	CSA 43 CLEMENTS	16,444	14,471	48,885	79,800	79,800		79,800
34331	CSA 43D CLEMENTS ZONE D	20,389		6,453	26,842	8,716	18,126	26,842
34401	CSA 44 FAIR OAKS	171,499		134,127	305,626	201,880	103,746	305,626
34461	CSA 44 FAIR OAKS-DEBT SERVICE							
34431	CSA 44E CASTELLO ESTATES ZONE E		89,422	289,809	379,231	379,231		379,231
34441	CSA 44G LINNE ESTATES ZONE G		16,225	365,532	381,757	381,757		381,757
34501	CSA 45 LOCKEFORD BLUFFS	32,283		5,250	37,533	17,682	19,851	37,533
34601	CSA 46 MORADA NORTH		634	239,389	240,023	240,023		240,023
34694	CSA 46 MORADA NORTH-WATER							
34631	CSA 46L HEATHER MOORE ESTATES ZONE L	1,946		764	2,710	1,503	1,207	2,710
34701	CSA 47 HEMPSTEAD COURT	32,564		1,165	33,729	7,242	26,487	33,729
34831	CSA 48K WOODBRIDGE MAIN STREET ZONE K	44,816		18,835	63,651	24,716	38,935	63,651
34901	CSA 49L RURAL INTERSECTION SAFETY LIGHTING ZONE L	5,513		4,440	9,953	8,528	1,425	9,953
34931	CSA 49L-1 RURAL INTERSECTION SAFETY LIGHTING ZONE L-1	17,670		11,020	28,690	9,470	19,220	28,690
35001	CSA 50 PATTERSON PASS BUSINESS PARK	52,048		46,092	98,140	39,374	58,766	98,140
35101	CSA 51 ACAMPO VILLAGE	5,402		1,070	6,472	4,001	2,471	6,472
35201	CSA 52 BLOSSOM COURT	33,483		4,550	38,033	8,246	29,787	38,033
35301	CSA 53 HOUSEHOLD HAZARDOUS WASTE MANAGEMENT	2,109,605		974,965	3,084,570	1,052,250	2,032,320	3,084,570
35401	CSA 54 NATIONAL POLLUTION DISCHARGE ELIMINATION SYSTEM	1,483,988		667,465	2,151,453	898,492	1,252,961	2,151,453
35501	CSA 55 SHAYLYNN ESTATES	5,931		1,520	7,451	3,156	4,295	7,451
35531	CSA 55C STONEGATE ESTATES ZONE C	43,093		11,555	54,648	8,055	46,593	54,648
30601	CSA 56 PETERS	32,788		5,298	38,086	8,300	29,786	38,086
TOTAL CSA-PUBLIC WORKS		**6,915,441**	**131,131**	**5,029,292**	**12,075,864**	**5,944,988**	**6,130,876**	**12,075,864**
FLOOD CONTROL								
21101	FLOOD CONTROL & WATER CONSERVATION DISTRICT	1,246,972		2,352,458	3,599,430	2,760,263	839,167	3,599,430
21113	FLOOD CONTROL ZONE 9	516,099		3,306,323	3,822,422	3,381,126	441,296	3,822,422
21114	FLOOD CONTROL ZONE 10	194,746	12,646	13,900	221,292	221,292		221,292
21191	FLOOD CONTROL ZONE 9 -CAPITAL OUTLAY							
21168	WATER INVESTIGATION ZONE 2	816,282		1,543,450	2,359,732	2,125,056	234,677	2,359,732
21116	SJC FLOOD CONTROL ASSESSMENT DISTRICT #96-1			975,000	975,000	975,000		975,000

COUNTY OF SAN JOAQUIN
SCHEDULE 12
FUND BALANCE - SPECIAL DISTRICTS AND OTHER AGENCIES
FISCAL YEAR 2016-2017

FUND	DISTRICT NAME	TOTAL FINANCING SOURCES				TOTAL FINANCING USES		
		FUND BALANCE UNRESERVED/ UNDESIGNATED JUNE 30, 2016	DECREASES TO RESERVES/ DESIGNATIONS	ADDITIONAL FINANCING SOURCES	TOTAL FINANCING SOURCES	FINANCING USES	INCREASES TO RESERVES/ DESIGNATIONS	TOTAL FINANCING USES
21201	MOKELUMNE RIVER WATER & POWER AUTHORITY	604,517		101,266	705,783	692,814	12,969	705,783
TOTAL FLOOD CONTROL		**3,378,616**	**12,646**	**8,292,396**	**11,683,658**	**10,155,551**	**1,528,108**	**11,683,658**
LIGHTING DISTRICTS								
22001	ASH STREET	148,629		40,359	188,988	80,799	108,189	188,988
22002	BOGGS TRACT	30,000		10,129	40,129	19,784	20,345	40,129
22004	BURKETT GARDENS		1,282	38,886	40,168	40,168		40,168
22003	BURKETT GARDEN ACRES	14,480		17,960	32,440	17,258	15,182	32,440
22005	EASTVIEW	22,738		10,519	33,257	14,890	18,367	33,257
22006	ELKHORN	10,251		4,481	14,732	9,451	5,281	14,732
22007	FARMINGTON	4,769		2,691	7,460	4,501	2,959	7,460
22008	LINDEN	59,946		27,445	87,391	39,496	47,895	87,391
22009	LOCKEFORD	66,671		18,595	85,266	32,099	53,167	85,266
22010	MARIPOSA HEIGHTS	20,573		3,257	23,830	4,221	19,609	23,830
22011	MISSION VILLAGE	13,222		3,200	16,422	5,543	10,879	16,422
22012	MORADA ESTATES	12,976		4,932	17,908	9,057	8,851	17,908
22013	MORADA MANOR	9,286		2,040	11,326	5,524	5,802	11,326
22014	NORTH OAKS	9,764		6,062	15,826	4,545	11,281	15,826
22015	NORTH WILSON WAY	35,596		11,638	47,234	11,716	35,518	47,234
22016	NORTHEAST STOCKTON	36,724		47,576	84,300	44,021	40,279	84,300
22017	ORO STREET	50,299		37,577	87,876	64,101	23,775	87,876
22018	PLYMOUTH VILLAGE	38,536		23,275	61,811	23,567	38,244	61,811
22019	RANCHO VILLAGE		377	876	1,253	1,253		1,253
22021	SHASTA AVENUE	4,239		7,026	11,265	9,906	1,359	11,265
22022	SHIPPEE-FRENCH CAMP	8,086		2,507	10,593	5,102	5,491	10,593
22023	SILVA GARDENS	1,333		1,773	3,106	2,897	209	3,106
22024	SOUTH FRENCH CAMP	14,703		4,270	18,973	7,964	11,009	18,973
22025	SOUTHWEST STOCKTON	85,330		21,195	106,525	49,099	57,426	106,525
22026	STOCKTON #5	9,393		2,232	11,625	3,789	7,836	11,625
22027	TUXEDO-COUNTRY CLUB	8,981		21,072	30,053	23,614	6,439	30,053
22028	VICTOR	440		5,133	5,573	4,636	937	5,573
22029	WEST LANE	11,930		6,501	18,431	10,867	7,564	18,431
22031	WEST STOCKTON	49,003		53,955	102,958	62,183	40,775	*102,958*
22030	WOODBRIDGE	194,971		70,984	265,955	118,231	147,724	265,955
TOTAL LIGHTING DISTRICTS		**972,869**	**1,659**	**508,146**	**1,482,674**	**730,282**	**752,392**	**1,482,674**
MAINTENANCE DISTRICTS								
22101	ACAMPO	179,987		39,046	219,033	134,028	85,005	219,033
22201	ALMOND PARK	61,973		17,310	79,283	59,392	19,891	79,283
22295	ASHLEY PARK	6,339		1,239	7,578	2,756	4,822	7,578

COUNTY OF SAN JOAQUIN
SCHEDULE 12
FUND BALANCE - SPECIAL DISTRICTS AND OTHER AGENCIES
FISCAL YEAR 2016-2017

FUND	DISTRICT NAME	TOTAL FINANCING SOURCES				TOTAL FINANCING USES		
		FUND BALANCE UNRESERVED/ UNDESIGNATED JUNE 30, 2016	DECREASES TO RESERVES/ DESIGNATIONS	ADDITIONAL FINANCING SOURCES	TOTAL FINANCING SOURCES	FINANCING USES	INCREASES TO RESERVES/ DESIGNATIONS	TOTAL FINANCING USES
22401	BEAR CREEK TERRACE	1,622	434	15,445	17,501	17,501		17,501
22501	BOWLING GREEN	1,902	577	1,327	3,806	3,806		3,806
22701	COLONIAL HEIGHTS	1,673,518		1,084,412	2,757,930	1,143,885	1,614,045	2,757,930
22801	CORRAL HOLLOW		9,055	70,101	79,156	79,156		79,156
22601	COUNTRY CLUB VISTA	324,444		14,270	338,714	13,790	324,924	338,714
23001	ELKHORN ESTATES	121,061		80,547	201,608	141,214	60,394	201,608
23101	GAYLA MANOR		44,475	47,368	91,843	91,843		91,843
23201	LAMBERT VILLAGE	78,206		13,765	91,971	22,523	69,448	91,971
23401	LINCOLN VILLAGE	3,417,248		3,143,443	6,560,691	3,839,263	2,721,428	6,560,691
23501	LOCKEFORD	3,069		3,691	6,760	5,435	1,325	6,760
23601	MAURLAND MANOR	59,825		29,079	88,904	41,009	47,895	88,904
23701	MOKELUMNE ACRES	995,370		308,830	1,304,200	391,974	912,226	1,304,200
23801	MORADA ACRES	64,503		25,949	90,452	70,470	19,982	90,452
23901	MORADA ESTATES	397,767		110,564	508,331	160,402	347,929	508,331
24001	MORADA MANOR	21,355	14,816	24,259	60,430	60,430		60,430
24201	PACIFIC GARDENS	1,601,872		2,186,644	3,788,516	2,086,809	1,701,707	3,788,516
24212	PACIFIC GARDENS-GEN RESERVE	683,914			683,914		683,914	683,914
24301	RANCHO SAN JOAQUIN	184,217		80,480	264,697	161,856	102,841	264,697
24401	RAYMUS VILLAGE	716,882		526,851	1,243,733	493,760	749,973	1,243,733
24501	RIVIERA CLIFFS	15,912		9,792	25,704	8,000	17,704	25,704
24601	SHADED TERRACE	189,247		34,624	223,871	134,314	89,557	223,871
24661	SHADED TERRACE-DEBT SERVICE	38,344		18,340	56,684	18,400	38,284	56,684
24701	SPRING CREEK ESTATES	136,414		30,055	166,469	74,580	91,889	166,469
24801	SUMMER HOME ESTATES	16,205		1,660	17,865	9,150	8,715	17,865
24901	SUNNYSIDE ESTATES	11,397	2,391	22,663	36,451	36,451		36,451
24961	SUNNYSIDE ESTATES-DEBT SERVICE	6,027		5,464	11,491	6,300	5,191	11,491
25001	WALNUT ACRES	33,370		36,776	70,146	66,675	3,471	70,146
25101	WILKINSON MANOR		94,093	150,927	245,020	245,020		245,020
25131	WILKINSON MANOR ZONE A		25,242	38,206	63,448	63,448		63,448
21501	SAN JOAQUIN WATERWORKS #2	85,015		110,130	195,145	105,010	90,135	195,145
TOTAL MAINTENANCE DISTRICTS		**11,127,005**	**191,083**	**8,283,257**	**19,601,345**	**9,788,650**	**9,812,695**	**19,601,345**
TOTAL SPECIAL DISTRICTS/OTHER AGENCIES		**22,428,211**	**336,519**	**22,349,195**	**45,113,925**	**26,855,574**	**18,258,351**	**45,113,925**

COUNTY OF SAN JOAQUIN
SCHEDULE 13
SPECIAL DISTRICTS AND OTHER AGENCIES SUMMARY
FISCAL YEAR 2016-2017

FUND	DISTRICT NAME	TOTAL FUND BALANCE JUNE 30, 2016	LESS: FUND BALANCE-RESERVED/DESIGNATED			FUND BALANCE UNRESERVED/ UNDESIGNATED JUNE 30, 2015
			ENCUMBRANCES	GENERAL & OTHER RESERVES	DESIGNATIONS	
COUNTY SERVICE AREAS-PARKS						
30101	CSA 1 BOGGS TRACT PARK	610			9	601
30201	CSA 2 MADISON PARK	4,440			22	4,418
30301	CSA 3 GARDEN ACRES-EASTSIDE PARK	45			33	12
30401	CSA 4 LATHROP PARK	12			9	3
30501	CSA 5 RAYMUS VILLAGE PARK	7,644			14	7,630
30801	CSA 8 TAFT PARK	10,964				10,964
31101	CSA 11 LARCH CLOVER PARK	5			4	1
34801	CSA 48 WOODBRIDGE COMMUNITY PARK	10,651				10,651
TOTAL CSA-PARKS		**34,370**			**91**	**34,280**
COUNTY SERVICE AREAS-PUBLIC WORKS						
30331	CSA 3A TALLAHATCHEY TERRACE	9,832				9,832
31201	CSA 12 THORTON	(97,696)			(97,696)	
31261	CSA 12 THORTON-DEBT SERVICE	15,340			559	14,781
31401	CSA 14 VICTOR	30,374			8,438	21,936
31461	CSA 14 VICTOR-DEBT SERVICE	2,883				2,883
31501	CSA 15 WATERLOO-99	130,612	216		40,539	89,856
31601	CSA 16 PAR COUNTRY ESTATES	178,054			60,628	117,426
31701	CSA 17 CHEROKEE INDUSTRIAL PARK	196,953				196,953
31801	CSA 18 FAIRWAY ESTATES	85,784				85,784
32101	CSA 21 OAK CREEK	69,690				69,690
32301	CSA 23 GRANDA GLEN	7,879			599	7,280
32401	CSA 24 MOZNETT ESTATES	228,252			32,267	195,985
32501	CSA 25 CAPEWOOD ESTATES	27,347			1,440	25,907
32901	CSA 29 FOREST LAKE RANCHETTES	107,387			14,083	93,304
33001	CSA 30 MANTECA INDUSTRIAL PARK	150,588			2,463	148,125
33101	CSA 31 FLAG CITY	468,511			6,115	462,396
33131	CSA 31 FLAG CITY-NITRATE TREATMENT	184,137			80,463	103,674
33192	CSA 31 FLAG CITY-SEWER	(327,818)			(327,818)	
33501	CSA 35 SANTOS RANCH-LOS RANCHOS	48,568				48,568
33597	CSA 35 SANTOS RANCH-LOS RANCHOS-WATER	827,232			2,223	825,009
33601	CSA 36 LLOYD LANE	40,836			1,209	39,627
33631	CSA 36A LLOYD LANE ZONE A	12,111			1,574	10,537
33632	CSA 36B LLOYD LANE ZONE B	25,313			3,696	21,617
33701	CSA 37 MARTY COURT	5,436				5,436

COUNTY OF SAN JOAQUIN
SCHEDULE 13
SPECIAL DISTRICTS AND OTHER AGENCIES SUMMARY
FISCAL YEAR 2016-2017

FUND	DISTRICT NAME	TOTAL FUND BALANCE JUNE 30, 2016	LESS: FUND BALANCE-RESERVED/DESIGNATED			FUND BALANCE UNRESERVED/ UNDESIGNATED JUNE 30, 2015
			ENCUMBRANCES	GENERAL & OTHER RESERVES	DESIGNATIONS	
34101	CSA 41 EAGLECREST	52,383				52,383
34114	CSA 41N TIERRA DEL SOL ZONE N	168,269			47,468	120,801
34201	CSA 42 BLATT ESTATES	37,238			1,049	36,189
34301	CSA 43 CLEMENTS	16,444				16,444
34331	CSA 43D CLEMENTS ZONE D	25,104			4,715	20,389
34401	CSA 44 FAIR OAKS	171,499				171,499
34461	CSA 44 FAIR OAKS-DEBT SERVICE	(0)				
34431	CSA 44E CASTELLO ESTATES ZONE E	(388,888)	18,597		(407,485)	
34441	CSA 44G LINNE ESTATES ZONE G	(389,920)	10,454		(400,374)	
34501	CSA 45 LOCKEFORD BLUFFS	32,283				32,283
34601	CSA 46 MORADA NORTH	(82,265)	12,330		(94,594)	
34694	CSA 46 MORADA NORTH-WATER					
34631	CSA 46L HEATHER MOORE ESTATES ZONE L	1,968			22	1,946
34701	CSA 47 HEMPSTEAD COURT	37,446			4,882	32,564
34831	CSA 48K WOODBRIDGE MAIN STREET ZONE K	57,306	4,500		7,990	44,816
34901	CSA 49L RURAL INTERSECTION SAFETY LIGHTING ZONE L	6,187			674	5,513
34931	CSA 49L-1 RURAL INTERSECTION SAFETY LIGHTING ZONE L-1	21,095			3,425	17,670
35001	CSA 50 PATTERSON PASS BUSINESS PARK	85,727	25,000		8,679	52,048
35101	CSA 51 ACAMPO VILLAGE	5,402				5,402
35201	CSA 52 BLOSSOM COURT	35,713			2,230	33,483
35301	CSA 53 HOUSEHOLD HAZARDOUS WASTE MANAGEMENT	2,494,400	178,863		205,932	2,109,605
35401	CSA 54 NATIONAL POLLUTION DISCHARGE ELIMINATION SYSTEM	1,948,836	53,122		411,726	1,483,988
35501	CSA 55 SHAYLYNN ESTATES	6,069			138	5,931
35531	CSA 55C STONEGATE ESTATES ZONE C	53,224	3,684		6,447	43,093
30601	CSA 56 PETERS	34,933			2,145	32,788
TOTAL CSA-PUBLIC WORKS		**6,858,057**	**306,766**		**(364,149)**	**6,915,441**
FLOOD CONTROL						
21101	FLOOD CONTROL & WATER CONSERVATION DISTRICT	1,346,120	99,148			1,246,972
21113	FLOOD CONTROL ZONE 9	798,673	178,438		104,136	516,099
21114	FLOOD CONTROL ZONE 10	208,301			13,555	194,746
21191	FLOOD CONTROL ZONE 9 - CAPITAL OUTLAY					
21168	WATER INVESTIGATION ZONE 2	1,744,539	928,256			816,282

COUNTY OF SAN JOAQUIN
SCHEDULE 13
SPECIAL DISTRICTS AND OTHER AGENCIES SUMMARY
FISCAL YEAR 2016-2017

FUND	DISTRICT NAME	TOTAL FUND BALANCE JUNE 30, 2016	LESS: FUND BALANCE-RESERVED/DESIGNATED			FUND BALANCE UNRESERVED/ UNDESIGNATED JUNE 30, 2015
			ENCUMBRANCES	GENERAL & OTHER RESERVES	DESIGNATIONS	
21116	SJC FLOOD CONTROL ASSESSMENT DISTRICT #96-1	108			108	
21201	MOKELUMNE RIVER WATER & POWER AUTHORITY	766,402	14,255		147,630	604,517
TOTAL FLOOD CONTROL		**4,864,142**	**1,220,097**		**265,429**	**3,378,616**
LIGHTING DISTRICTS						
22001	ASH STREET	160,781			12,152	148,629
22002	BOGGS TRACT	32,522			2,522	30,000
22004	BURKETT GARDENS	(3,297)			(3,297)	
22003	BURKETT GARDEN ACRES	15,634			1,154	14,480
22005	EASTVIEW	22,738				22,738
22006	ELKHORN	10,251				10,251
22007	FARMINGTON	4,769				4,769
22008	LINDEN	64,062			4,116	59,946
22009	LOCKEFORD	66,773			102	66,671
22010	MARIPOSA HEIGHTS	21,921			1,348	20,573
22011	MISSION VILLAGE	14,256			1,034	13,222
22012	MORADA ESTATES	13,232			256	12,976
22013	MORADA MANOR	10,062			776	9,286
22014	NORTH OAKS	9,764				9,764
22015	NORTH WILSON WAY	49,721			14,125	35,596
22016	NORTHEAST STOCKTON	47,166			10,442	36,724
22017	ORO STREET	68,564			18,265	50,299
22018	PLYMOUTH VILLAGE	44,895			6,359	38,536
22019	RANCHO VILLAGE	(2,514)			(2,514)	
22021	SHASTA AVENUE	5,471			1,232	4,239
22022	SHIPPEE-FRENCH CAMP	8,282			196	8,086
22023	SILVA GARDENS	1,333				1,333
22024	SOUTH FRENCH CAMP	15,704			1,001	14,703
22025	SOUTHWEST STOCKTON	88,372			3,042	85,330
22026	STOCKTON #5	9,581			188	9,393
22027	TUXEDO-COUNTRY CLUB	13,349			4,368	8,981
22028	VICTOR	526			86	440
22029	WEST LANE	16,031			4,101	11,930
22031	WEST STOCKTON	54,800			5,797	49,003
22030	WOODBRIDGE	209,451			14,480	194,971
TOTAL LIGHTING DISTRICTS		**1,074,201**			**101,331**	**972,869**
MAINTENANCE DISTRICTS						
22101	ACAMPO	267,603			87,616	179,987

COUNTY OF SAN JOAQUIN
SCHEDULE 13
SPECIAL DISTRICTS AND OTHER AGENCIES SUMMARY
FISCAL YEAR 2016-2017

FUND	DISTRICT NAME	TOTAL FUND BALANCE JUNE 30, 2016	LESS: FUND BALANCE-RESERVED/DESIGNATED			FUND BALANCE UNRESERVED/ UNDESIGNATED JUNE 30, 2015
			ENCUMBRANCES	GENERAL & OTHER RESERVES	DESIGNATIONS	
22201	ALMOND PARK	61,973				61,973
22295	ASHLEY PARK	9,123			2,784	6,339
22401	BEAR CREEK TERRACE	5,378			3,756	1,622
22501	BOWLING GREEN	1,902				1,902
22701	COLONIAL HEIGHTS	1,752,344			78,826	1,673,518
22801	CORRAL HOLLOW	(56,584)	1,080		(57,664)	
22601	COUNTRY CLUB VISTA	373,728			49,284	324,444
23001	ELKHORN ESTATES	121,061				121,061
23101	GAYLA MANOR	(5,509)			(5,509)	
23201	LAMBERT VILLAGE	85,709			7,503	78,206
23401	LINCOLN VILLAGE	3,810,360			393,112	3,417,248
23501	LOCKEFORD	3,069				3,069
23601	MAURLAND MANOR	68,851			9,026	59,825
23701	MOKELUMNE ACRES	995,370				995,370
23801	MORADA ACRES	64,503				64,503
23901	MORADA ESTATES	398,695			928	397,767
24001	MORADA MANOR	21,355				21,355
24201	PACIFIC GARDENS	1,691,927			90,055	1,601,872
24212	PACIFIC GARDENS-GEN RESERVE	685,756			1,842	683,914
24301	RANCHO SAN JOAQUIN	188,537			4,320	184,217
24401	RAYMUS VILLAGE	896,537			179,655	716,882
24501	RIVIERA CLIFFS	19,654			3,742	15,912
24601	SHADED TERRACE	205,124			15,877	189,247
24661	SHADED TERRACE-DEBT SERVICE	38,344				38,344
24701	SPRING CREEK ESTATES	136,414				136,414
24801	SUMMER HOME ESTATES	16,205				16,205
24901	SUNNYSIDE ESTATES	11,397				11,397
24961	SUNNYSIDE ESTATES-DEBT SERVICE	9,257			3,230	6,027
25001	WALNUT ACRES	34,440	1,070			33,370
25101	WILKINSON MANOR	(76,491)	20,000		(96,491)	
25131	WILKINSON MANOR ZONE A	24,515	5,000		19,515	
21501	SAN JOAQUIN WATERWORKS #2	122,224			37,209	85,015
TOTAL MAINTENANCE DISTRICTS		**11,982,771**	**27,150**		**828,616**	**11,127,005**
TOTAL SPECIAL DISTRICTS/OTHER AGENCI		**24,813,542**	**1,554,013**		**831,318**	**22,428,211**

COUNTY OF SAN JOAQUIN
SCHEDULE 14
RESERVES/DESIGNATIONS - SPECIAL DISTRICTS AND OTHER AGENCIES
FISCAL YEAR 2016-2017

FUND	DESCRIPTION	RESERVES/ DESIGNATIONS JUNE 30, 2016	DECREASES OR CANCELLATIONS		INCREASES OR NEW		TOTAL RESERVES/ DESIGNATIONS FOR BUDGET YEAR
			RECOMMENDED	ADOPTED BY BOARD OF SUPERVISORS	RECOMMENDED	ADOPTED BY BOARD OF SUPERVISORS	
COUNTY SERVICE AREAS-PARKS							
30101	CSA 1 BOGGS TRACT PARK	9			601	601	610
30201	CSA 2 MADISON PARK	22			4,418	4,418	4,440
30301	CSA 3 GARDEN ACRES-EASTSIDE PARK	33			12	12	45
30401	CSA 4 LATHROP PARK	9			3	3	12
30501	CSA 5 RAYMUS VILLAGE PARK	14			7,630	7,630	7,644
30801	CSA 8 TAFT PARK				10,964	10,964	10,964
31101	CSA 11 LARCH CLOVER PARK	4			1	1	5
34801	CSA 48 WOODBRIDGE COMMUNITY PARK				10,651	10,651	10,651
TOTAL CSA-PARKS		**91**			**34,280**	**34,280**	**34,371**
COUNTY SERVICE AREAS-PUBLIC WORKS							
30331	CSA 3A TALLAHATCHEY TERRACE				3,169	3,169	3,169
31201	CSA 12 THORTON	(97,696)	10,379	10,379			(108,075)
31261	CSA 12 THORTON-DEBT SERVICE	559			14,781	14,781	15,340
31401	CSA 14 VICTOR	8,438			11,444	11,444	19,882
31461	CSA 14 VICTOR-DEBT SERVICE				2,679	2,679	2,679
31501	CSA 15 WATERLOO-99	40,539			113,572	113,572	154,111
31601	CSA 16 PAR COUNTRY ESTATES	60,628			68,479	68,479	129,107
31701	CSA 17 CHEROKEE INDUSTRIAL PARK				150,653	150,653	150,653
31801	CSA 18 FAIRWAY ESTATES				34,135	34,135	34,135
32101	CSA 21 OAK CREEK				55,062	55,062	55,062
32301	CSA 23 GRANDA GLEN	599			1,999	1,999	2,598
32401	CSA 24 MOZNETT ESTATES	32,267			202,083	202,083	234,350
32501	CSA 25 CAPEWOOD ESTATES				17,857	17,857	17,857
32901	CSA 29 FOREST LAKE RANCHETTES	14,083			78,517	78,517	92,600
33001	CSA 30 MANTECA INDUSTRIAL PARK	2,463			112,066	112,066	114,529
33101	CSA 31 FLAG CITY	6,115			375,030	375,030	381,145
33131	CSA 31 FLAG CITY-NITRATE TREATMENT	80,463			76,782	76,782	157,245
33192	CSA 31 FLAG CITY-SEWER	(327,818)			16,074	16,074	(311,744)
33501	CSA 35 SANTOS RANCH-LOS RANCHOS				32,478	32,478	32,478
33597	CSA 35 SANTOS RANCH-LOS RANCHOS-WATER	2,223			825,009	825,009	827,232
33601	CSA 36 LLOYD LANE	1,209			31,292	31,292	32,501
33631	CSA 36A LLOYD LANE ZONE A	1,574			5,555	5,555	7,129
33632	CSA 36B LLOYD LANE ZONE B	3,696			15,811	15,811	19,507
33701	CSA 37 MARTY COURT				1,554	1,554	1,554

COUNTY OF SAN JOAQUIN
SCHEDULE 14
RESERVES/DESIGNATIONS - SPECIAL DISTRICTS AND OTHER AGENCIES
FISCAL YEAR 2016-2017

FUND	DESCRIPTION	RESERVES/ DESIGNATIONS JUNE 30, 2016	DECREASES OR CANCELLATIONS		INCREASES OR NEW		TOTAL RESERVES/ DESIGNATIONS FOR BUDGET YEAR
			RECOMMENDED	ADOPTED BY BOARD OF SUPERVISORS	RECOMMENDED	ADOPTED BY BOARD OF SUPERVISORS	
34101	CSA 41 EAGLECREST				44,298	44,298	44,298
34114	CSA 41N TIERRA DEL SOL ZONE N	47,468			126,750	126,750	174,218
34201	CSA 42 BLATT ESTATES	1,049			27,772	27,772	28,821
34301	CSA 43 CLEMENTS		14,471	14,471			(14,471)
34331	CSA 43D CLEMENTS ZONE D	4,715			18,126	18,126	22,841
34401	CSA 44 FAIR OAKS				103,746	103,746	103,746
34461	CSA 44 FAIR OAKS-DEBT SERVICE						
34431	CSA 44E CASTELLO ESTATES ZONE E	(407,485)	89,422	89,422			(496,907)
34441	CSA 44G LINNE ESTATES ZONE G	(400,374)	16,225	16,225			(416,599)
34501	CSA 45 LOCKEFORD BLUFFS				19,851	19,851	19,851
34601	CSA 46 MORADA NORTH	(94,594)	634	634			(95,228)
34694	CSA 46 MORADA NORTH-WATER						
34631	CSA 46L HEATHER MOORE	22			1,207	1,207	1,229
34701	CSA 47 HEMPSTEAD COURT	4,882			26,487	26,487	31,369
34831	CSA 48K WOODBRIDGE MAIN STREET ZONE K	6,990			38,935	38,935	45,925
34901	CSA 49L RURAL INTERSECTION SAFETY LIGHTING ZONE L	674			1,425	1,425	2,099
34931	CSA 49L-1 RURAL INTERSECTION SAFETY LIGHTING ZONE L-1	3,425			19,220	19,220	22,645
35001	CSA 50 PATTERSON PASS BUSINESS PARK	8,679			58,766	58,766	67,445
35101	CSA 51 ACAMPO VILLAGE				2,471	2,471	2,471
35201	CSA 52 BLOSSOM COURT	2,230			29,787	29,787	32,017
35301	CSA 53 HOUSEHOLD HAZARDOUS WASTE MANAGEMENT	205,932			2,032,320	2,032,320	2,238,252
35401	CSA 54 NATIONAL POLLUTION DISCHARGE ELIMINATION SYSTEM	411,726			1,252,961	1,252,961	1,664,687
35501	CSA 55 SHAYLYNN ESTATES	138			4,295	4,295	4,433
35531	CSA 55C STONEGATE ESTATES ZONE C	6,447			46,593	46,593	53,040
30601	CSA 56 PETERS	2,145			29,786	29,786	31,931
TOTAL CSA-PUBLIC WORKS		**(366,589)**	**131,131**	**131,131**	**6,130,876**	**6,130,876**	**5,633,156**
FLOOD CONTROL							
21101	FLOOD CONTROL & WATER CONSERVATION DISTRICT				839,167	839,167	839,167
21113	FLOOD CONTROL ZONE 9	104,136			441,296	441,296	545,432
21114	FLOOD CONTROL ZONE 10	13,555	12,646	12,646			909
21191	FLOOD CONTROL ZONE 9 - CAPITAL OUTLAY						
21168	WATER INVESTIGATION ZONE 2				234,677	234,677	234,677

COUNTY OF SAN JOAQUIN
SCHEDULE 14
RESERVES/DESIGNATIONS - SPECIAL DISTRICTS AND OTHER AGENCIES
FISCAL YEAR 2016-2017

FUND	DESCRIPTION	RESERVES/ DESIGNATIONS JUNE 30, 2016	DECREASES OR CANCELLATIONS		INCREASES OR NEW		TOTAL RESERVES/ DESIGNATIONS FOR BUDGET YEAR
			RECOMMENDED	ADOPTED BY BOARD OF SUPERVISORS	RECOMMENDED	ADOPTED BY BOARD OF SUPERVISORS	
21116	SJC FLOOD CONTROL ASSESSMENT DISTRICT #96-1	108					108
21201	MOKELUMNE RIVER WATER & POWER AUTHORITY	147,630			12,969	12,969	160,599
TOTAL FLOOD CONTROL		**265,429**	**12,646**	**12,646**	**1,528,108**	**1,528,108**	**1,780,891**
LIGHTING DISTRICTS							
22001	ASH STREET	12,152			108,189	108,189	120,341
22002	BOGGS TRACT	2,522			20,345	20,345	22,867
22004	BURKETT GARDENS	(3,297)	1,282	1,282			(4,579)
22003	BURKETT GARDEN ACRES	1,154			15,182	15,182	16,336
22005	EASTVIEW				18,367	18,367	18,367
22006	ELKHORN				5,281	5,281	5,281
22007	FARMINGTON				2,959	2,959	2,959
22008	LINDEN	4,116			47,895	47,895	52,011
22009	LOCKEFORD	102			53,167	53,167	53,269
22010	MARIPOSA HEIGHTS	1,348			19,609	19,609	20,957
22011	MISSION VILLAGE	1,034			10,879	10,879	11,913
22012	MORADA ESTATES	256			8,851	8,851	9,107
22013	MORADA MANOR	776			5,802	5,802	6,578
22014	NORTH OAKS				11,281	11,281	11,281
22015	NORTH WILSON WAY	14,125			35,518	35,518	49,643
22016	NORTHEAST STOCKTON	10,442			40,279	40,279	50,721
22017	ORO STREET	18,265			23,775	23,775	42,040
22018	PLYMOUTH VILLAGE	6,359			38,244	38,244	44,603
22019	RANCHO VILLAGE	(2,514)	377	377			(2,891)
22021	SHASTA AVENUE	1,232			1,359	1,359	2,591
22022	SHIPPEE-FRENCH CAMP	196			5,491	5,491	5,687
22023	SILVA GARDENS				209	209	209
22024	SOUTH FRENCH CAMP	1,001			11,009	11,009	12,010
22025	SOUTHWEST STOCKTON	3,042			57,426	57,426	60,468
22026	STOCKTON #5	188			7,836	7,836	8,024
22027	TUXEDO-COUNTRY CLUB	4,368			6,439	6,439	10,807
22028	VICTOR	186			937	937	1,123
22029	WEST LANE	4,101			7,564	7,564	11,665
22031	WEST STOCKTON	5,797			40,775	40,775	46,572
22030	WOODBRIDGE	14,480			147,724	147,724	162,204
TOTAL LIGHTING DISTRICTS		**101,431**	**1,659**	**1,659**	**752,392**	**752,392**	**852,164**
MAINTENANCE DISTRICTS							
22101	ACAMPO	87,616			85,005	85,005	172,621

COUNTY OF SAN JOAQUIN
SCHEDULE 14
RESERVES/DESIGNATIONS - SPECIAL DISTRICTS AND OTHER AGENCIES
FISCAL YEAR 2016-2017

FUND	DESCRIPTION	RESERVES/ DESIGNATIONS JUNE 30, 2016	DECREASES OR CANCELLATIONS		INCREASES OR NEW		TOTAL RESERVES/ DESIGNATIONS FOR BUDGET YEAR
			RECOMMENDED	ADOPTED BY BOARD OF SUPERVISORS	RECOMMENDED	ADOPTED BY BOARD OF SUPERVISORS	
22201	ALMOND PARK				19,891	19,891	19,891
22295	ASHLEY PARK	2,784			4,822	4,822	7,606
22401	BEAR CREEK TERRACE	3,756	434	434			3,322
22501	BOWLING GREEN		577	577			(577)
22701	COLONIAL HEIGHTS	78,826			1,614,045	1,614,045	1,692,871
22801	CORRAL HOLLOW	(57,664)	9,055	9,055			(66,719)
22601	COUNTRY CLUB VISTA	49,284			324,924	324,924	374,208
23001	ELKHORN ESTATES				60,394	60,394	60,394
23101	GAYLA MANOR	(5,509)	44,475	44,475			(49,984)
23201	LAMBERT VILLAGE	7,503			69,448	69,448	76,951
23401	LINCOLN VILLAGE	393,112			2,721,428	2,721,428	3,114,540
23501	LOCKEFORD				1,325	1,325	1,325
23601	MAURLAND MANOR	9,026			47,895	47,895	56,921
23701	MOKELUMNE ACRES				912,226	912,226	912,226
23801	MORADA ACRES				19,982	19,982	19,982
23901	MORADA ESTATES	928			347,929	347,929	348,857
24001	MORADA MANOR		14,816	14,816			(14,816)
24201	PACIFIC GARDENS	90,055			1,701,707	1,701,707	1,791,762
24212	PACIFIC GARDENS-GEN RESERVE	1,842			683,914	683,914	685,756
24301	RANCHO SAN JOAQUIN	4,320			102,841	102,841	107,161
24401	RAYMUS VILLAGE	179,655			749,973	749,973	929,628
24501	RIVIERA CLIFFS	3,742			17,704	17,704	21,446
24601	SHADED TERRACE	15,877			89,557	89,557	105,434
24661	SHADED TERRACE-DEBT SERVICE				38,284	38,284	38,284
24701	SPRING CREEK ESTATES				91,889	91,889	91,889
24801	SUMMER HOME ESTATES				8,715	8,715	8,715
24901	SUNNYSIDE ESTATES		2,391	2,391			(2,391)
24961	SUNNYSIDE ESTATES-DEBT SERVICE	3,230			5,191	5,191	8,421
25001	WALNUT ACRES				3,471	3,471	3,471
25101	WILKINSON MANOR	(96,491)	94,093	94,093			(190,584)
25131	WILKINSON MANOR ZONE A	19,515	25,242	25,242			(5,727)
21501	SAN JOAQUIN WATERWORKS #2	37,209			90,135	90,135	127,344
TOTAL MAINTENANCE DISTRICTS		**828,616**	**191,083**	**191,083**	**9,812,695**	**9,812,695**	**10,450,228**
TOTAL SPECIAL DISTRICTS/OTHER AGENCI		**828,978**	**336,519**	**336,519**	**18,258,351**	**18,258,351**	**18,750,810**

COUNTY OF SAN JOAQUIN
SCHEDULE 15
SPECIAL DISTRICTS AND OTHER AGENCIES
DETAIL OF FINANCING SOURCES AND FINANCING USES
FISCAL YEAR 2016-2017

SERVICES COUNTY SERVICE AREAS-PARKS
DISTRICT NAME CSA 1-BOGGS TRACT PARK
FUND 30101

DETAIL BY REVENUE CATEGORY AND EXPENDITURE OBJECT	2014-2015 ACTUAL	2015-2016 ACTUAL	2016-2017 RECOMMENDED	2016-2017 ADOPTED BY BOARD OF SUPERVISORS
REVENUES				
TAXES	12,263	13,728	17,513	17,513
REVENUE FROM USE OF MONEY AND PROPERTY	11	16	44	44
INTERGOVERNMENTAL REVENUES-STATE	117	122	127	127
TOTAL REVENUES	**12,390**	**13,866**	**17,685**	**17,685**
EXPENDITURES/APPROPRIATIONS				
SERVICES AND SUPPLIES	12,381	13,265	17,685	17,685
TOTAL EXPENDITURES/APPROPRIATIONS	**12,381**	**13,265**	**17,685**	**17,685**
NET COST	**(9)**	**(601)**		

COUNTY OF SAN JOAQUIN
SCHEDULE 15
SPECIAL DISTRICTS AND OTHER AGENCIES
DETAIL OF FINANCING SOURCES AND FINANCING USES
FISCAL YEAR 2016-2017

SERVICES COUNTY SERVICE AREAS-PARKS
DISTRICT NAME CSA 2-MADISON PARK
FUND 30201

DETAIL BY REVENUE CATEGORY AND EXPENDITURE OBJECT	2014-2015 ACTUAL	2015-2016 ACTUAL	2016-2017 RECOMMENDED	2016-2017 ADOPTED BY BOARD OF SUPERVISORS
REVENUES				
TAXES	28,656	31,116	38,467	38,467
REVENUE FROM USE OF MONEY AND PROPERTY	22	44	68	68
INTERGOVERNMENTAL REVENUES-STATE	293	295	296	296
TOTAL REVENUES	**28,971**	**31,455**	**38,831**	**38,831**
EXPENDITURES/APPROPRIATIONS				
SERVICES AND SUPPLIES	28,949	27,036	38,831	38,831
TOTAL EXPENDITURES/APPROPRIATIONS	**28,949**	**27,036**	**38,831**	**38,831**
NET COST	**(22)**	**(4,418)**		

COUNTY OF SAN JOAQUIN
SCHEDULE 15
SPECIAL DISTRICTS AND OTHER AGENCIES
DETAIL OF FINANCING SOURCES AND FINANCING USES
FISCAL YEAR 2016-2017

SERVICES COUNTY SERVICE AREAS-PARKS
DISTRICT NAME CSA 3-GARDEN ACRES-EASTSIDE
FUND 30301

DETAIL BY REVENUE CATEGORY AND EXPENDITURE OBJECT	2014-2015 ACTUAL	2015-2016 ACTUAL	2016-2017 RECOMMENDED	2016-2017 ADOPTED BY BOARD OF SUPERVISORS
REVENUES				
TAXES	45,198	48,628	59,724	59,724
REVENUE FROM USE OF MONEY AND PROPERTY	34	70	106	106
INTERGOVERNMENTAL REVENUES-STATE	450	449	448	448
TOTAL REVENUES	**45,682**	**49,147**	**60,277**	**60,277**
EXPENDITURES/APPROPRIATIONS				
SERVICES AND SUPPLIES	45,649	49,136	60,277	60,277
TOTAL EXPENDITURES/APPROPRIATIONS	**45,649**	**49,136**	**60,277**	**60,277**
NET COST	**(33)**	**(12)**		

COUNTY OF SAN JOAQUIN
SCHEDULE 15
SPECIAL DISTRICTS AND OTHER AGENCIES
DETAIL OF FINANCING SOURCES AND FINANCING USES
FISCAL YEAR 2016-2017

SERVICES COUNTY SERVICE AREAS-PARKS
DISTRICT NAME CSA 4-LATHROP PARK
FUND 30401

DETAIL BY REVENUE CATEGORY AND EXPENDITURE OBJECT	2014-2015 ACTUAL	2015-2016 ACTUAL	2016-2017 RECOMMENDED	2016-2017 ADOPTED BY BOARD OF SUPERVISORS
REVENUES				
TAXES	12,437	14,095	18,311	18,311
REVENUE FROM USE OF MONEY AND PROPERTY	7	17	26	26
INTERGOVERNMENTAL REVENUES-STATE	116	123	131	131
TOTAL REVENUES	**12,560**	**14,236**	**18,468**	**18,468**
EXPENDITURES/APPROPRIATIONS				
SERVICES AND SUPPLIES	12,552	14,233	18,468	18,468
TOTAL EXPENDITURES/APPROPRIATIONS	**12,552**	**14,233**	**18,468**	**18,468**
NET COST	**(9)**	**(3)**		

COUNTY OF SAN JOAQUIN
SCHEDULE 15
SPECIAL DISTRICTS AND OTHER AGENCIES
DETAIL OF FINANCING SOURCES AND FINANCING USES
FISCAL YEAR 2016-2017

SERVICES COUNTY SERVICE AREAS-PARKS
DISTRICT NAME CSA 5-RAYMUS VILLAGE PARK
FUND 30501

DETAIL BY REVENUE CATEGORY AND EXPENDITURE OBJECT	2014-2015 ACTUAL	2015-2016 ACTUAL	2016-2017 RECOMMENDED	2016-2017 ADOPTED BY BOARD OF SUPERVISORS
REVENUES				
TAXES	18,500	19,643	23,894	23,894
REVENUE FROM USE OF MONEY AND PROPERTY	12	29	40	40
INTERGOVERNMENTAL REVENUES-STATE	190	186	182	182
TOTAL REVENUES	**18,702**	**19,858**	**24,117**	**24,117**
EXPENDITURES/APPROPRIATIONS				
SERVICES AND SUPPLIES	18,688	12,227	24,117	24,117
TOTAL EXPENDITURES/APPROPRIATIONS	**18,688**	**12,227**	**24,117**	**24,117**
NET COST	**(14)**	**(7,630)**		

COUNTY OF SAN JOAQUIN
SCHEDULE 15
SPECIAL DISTRICTS AND OTHER AGENCIES
DETAIL OF FINANCING SOURCES AND FINANCING USES
FISCAL YEAR 2016-2017

SERVICES COUNTY SERVICE AREAS-PARKS
DISTRICT NAME CSA 8-TAFT PARK
FUND 30801

DETAIL BY REVENUE CATEGORY AND EXPENDITURE OBJECT	2014-2015 ACTUAL	2015-2016 ACTUAL	2016-2017 RECOMMENDED	2016-2017 ADOPTED BY BOARD OF SUPERVISORS
REVENUES				
TAXES	22,777	24,443	30,000	30,000
REVENUE FROM USE OF MONEY AND PROPERTY	15,559	15,778	17,535	17,535
INTERGOVERNMENTAL REVENUES-STATE	213	213	212	212
TOTAL REVENUES	**38,549**	**40,434**	**47,747**	**47,747**
EXPENDITURES/APPROPRIATIONS				
SERVICES AND SUPPLIES	43,638	29,470	47,747	47,747
TOTAL EXPENDITURES/APPROPRIATIONS	**43,638**	**29,470**	**47,747**	**47,747**
NET COST	**5,089**	**(10,964)**		

COUNTY OF SAN JOAQUIN
SCHEDULE 15
SPECIAL DISTRICTS AND OTHER AGENCIES
DETAIL OF FINANCING SOURCES AND FINANCING USES
FISCAL YEAR 2016-2017

SERVICES COUNTY SERVICE AREAS-PARKS
DISTRICT NAME CSA 11-LARCH CLOVER PARK
FUND 31101

DETAIL BY REVENUE CATEGORY AND EXPENDITURE OBJECT	2014-2015 ACTUAL	2015-2016 ACTUAL	2016-2017 RECOMMENDED	2016-2017 ADOPTED BY BOARD OF SUPERVISORS
REVENUES				
TAXES	4,558	4,941	6,065	6,065
REVENUE FROM USE OF MONEY AND PROPERTY	1	5	7	7
INTERGOVERNMENTAL REVENUES-STATE	46	46	46	46
INTERGOVERNMENTAL REVENUES-OTHER	59	63	67	67
TOTAL REVENUES	**4,664**	**5,056**	**6,186**	**6,186**
EXPENDITURES/APPROPRIATIONS				
SERVICES AND SUPPLIES	4,660	5,055	6,186	6,186
TOTAL EXPENDITURES/APPROPRIATIONS	**4,660**	**5,055**	**6,186**	**6,186**
NET COST	**(4)**	**(1)**		

COUNTY OF SAN JOAQUIN
SCHEDULE 15
SPECIAL DISTRICTS AND OTHER AGENCIES
DETAIL OF FINANCING SOURCES AND FINANCING USES
FISCAL YEAR 2016-2017

SERVICES COUNTY SERVICE AREAS-PARKS
DISTRICT NAME CSA 48-WOODBRIDGE-GENERAL
FUND 34801

DETAIL BY REVENUE CATEGORY AND EXPENDITURE OBJECT	2014-2015 ACTUAL	2015-2016 ACTUAL	2016-2017 RECOMMENDED	2016-2017 ADOPTED BY BOARD OF SUPERVISORS
REVENUES				
REVENUE FROM USE OF MONEY AND PROPERTY	52	64	100	100
CHARGES FOR SERVICES	22,659	22,768	22,693	22,693
TOTAL REVENUES	**22,711**	**22,832**	**22,793**	**22,793**
EXPENDITURES/APPROPRIATIONS				
SERVICES AND SUPPLIES	31,360	17,269	22,793	22,793
TOTAL EXPENDITURES/APPROPRIATIONS	**31,360**	**17,269**	**22,793**	**22,793**
NET COST	**8,649**	**(5,563)**		

COUNTY OF SAN JOAQUIN
SCHEDULE 15
SPECIAL DISTRICTS AND OTHER AGENCIES
DETAIL OF FINANCING SOURCES AND FINANCING USES
FISCAL YEAR 2016-2017

SERVICES COUNTY SERVICE AREAS-PUBLIC WORKS
DISTRICT NAME CSA 3-ZONE A-TALLAHATCHEY T
FUND 30331

DETAIL BY REVENUE CATEGORY AND EXPENDITURE OBJECT	2014-2015 ACTUAL	2015-2016 ACTUAL	2016-2017 RECOMMENDED	2016-2017 ADOPTED BY BOARD OF SUPERVISORS
REVENUES				
REVENUE FROM USE OF MONEY AND PROPERTY	41	60	80	80
CHARGES FOR SERVICES	3,745	3,745	3,745	3,745
TOTAL REVENUES	**3,786**	**3,805**	**3,825**	**3,825**
EXPENDITURES/APPROPRIATIONS				
SERVICES AND SUPPLIES	5,464	9,891	9,488	9,488
CAPITAL ASSETS-EQUIPMENT			3,000	3,000
COST REIMBURSEMENTS		(1,487)	(2,000)	(2,000)
TOTAL EXPENDITURES/APPROPRIATIONS	**5,464**	**8,403**	**10,488**	**10,488**
NET COST	**1,678**	**4,598**	**6,663**	**6,663**

COUNTY OF SAN JOAQUIN
SCHEDULE 15
SPECIAL DISTRICTS AND OTHER AGENCIES
DETAIL OF FINANCING SOURCES AND FINANCING USES
FISCAL YEAR 2016-2017

SERVICES COUNTY SERVICE AREAS-PUBLIC WORKS
DISTRICT NAME CSA 12-THORNTON
FUND 31201

DETAIL BY REVENUE CATEGORY AND EXPENDITURE OBJECT	2014-2015 ACTUAL	2015-2016 ACTUAL	2016-2017 RECOMMENDED	2016-2017 ADOPTED BY BOARD OF SUPERVISORS
REVENUES				
TAXES	7,708	8,407	8,311	8,311
REVENUE FROM USE OF MONEY AND PROPERTY	14	32	10	10
CHARGES FOR SERVICES	139,148	130,842	151,325	151,325
TOTAL REVENUES	**146,946**	**139,358**	**159,726**	**159,726**
EXPENDITURES/APPROPRIATIONS				
SERVICES AND SUPPLIES	151,028	134,357	164,405	164,405
CAPITAL ASSETS-EQUIPMENT		7,622	7,000	7,000
COST REIMBURSEMENTS		(1,259)	(2,000)	(2,000)
TOTAL EXPENDITURES/APPROPRIATIONS	**151,711**	**141,403**	**170,105**	**170,105**
NET COST	**4,765**	**2,045**	**10,379**	**10,379**

COUNTY OF SAN JOAQUIN
SCHEDULE 15
SPECIAL DISTRICTS AND OTHER AGENCIES
DETAIL OF FINANCING SOURCES AND FINANCING USES
FISCAL YEAR 2016-2017

SERVICES COUNTY SERVICE AREAS-PUBLIC WORKS
DISTRICT NAME CSA 12-DEBT SERVICE NO 1
FUND 31261

DETAIL BY REVENUE CATEGORY AND EXPENDITURE OBJECT	2014-2015 ACTUAL	2015-2016 ACTUAL	2016-2017 RECOMMENDED	2016-2017 ADOPTED BY BOARD OF SUPERVISORS
REVENUES				
TAXES	11,935	11,487	13,170	13,170
REVENUE FROM USE OF MONEY AND PROPERTY	25	43	30	30
TOTAL REVENUES	**12,021**	**11,572**	**13,300**	**13,300**
EXPENDITURES/APPROPRIATIONS				
OTHER FINANCING USES	12,250	11,750	13,300	13,300
TOTAL EXPENDITURES/APPROPRIATIONS	**12,250**	**11,750**	**13,300**	**13,300**
NET COST	**229**	**178**		

COUNTY OF SAN JOAQUIN
SCHEDULE 15
SPECIAL DISTRICTS AND OTHER AGENCIES
DETAIL OF FINANCING SOURCES AND FINANCING USES
FISCAL YEAR 2016-2017

SERVICES COUNTY SERVICE AREAS-PUBLIC WORKS
DISTRICT NAME CSA 14-VICTOR
FUND 31401

DETAIL BY REVENUE CATEGORY AND EXPENDITURE OBJECT	2014-2015 ACTUAL	2015-2016 ACTUAL	2016-2017 RECOMMENDED	2016-2017 ADOPTED BY BOARD OF SUPERVISORS
REVENUES				
REVENUE FROM USE OF MONEY AND PROPERTY	99	167	200	200
TOTAL REVENUES	**99**	**167**	**200**	**200**
EXPENDITURES/APPROPRIATIONS				
SERVICES AND SUPPLIES	1,973	8,031	5,692	5,692
CAPITAL ASSETS-EQUIPMENT			12,500	12,500
COST REIMBURSEMENTS	(902)	(1,635)	(7,500)	(7,500)
TOTAL EXPENDITURES/APPROPRIATIONS	**1,071**	**6,396**	**10,692**	**10,692**
NET COST	**972**	**6,229**	**10,492**	**10,492**

COUNTY OF SAN JOAQUIN
SCHEDULE 15
SPECIAL DISTRICTS AND OTHER AGENCIES
DETAIL OF FINANCING SOURCES AND FINANCING USES
FISCAL YEAR 2016-2017

SERVICES COUNTY SERVICE AREAS-PUBLIC WORKS
DISTRICT NAME CSA 14-DEBT SERVICE NO 1
FUND 31461

DETAIL BY REVENUE CATEGORY AND EXPENDITURE OBJECT	2014-2015 ACTUAL	2015-2016 ACTUAL	2016-2017 RECOMMENDED	2016-2017 ADOPTED BY BOARD OF SUPERVISORS
REVENUES				
TAXES	4,787	4,260	4,536	4,536
REVENUE FROM USE OF MONEY AND PROPERTY	4	12	12	12
TOTAL REVENUES	**4,839**	**4,309**	**4,596**	**4,596**
EXPENDITURES/APPROPRIATIONS				
OTHER FINANCING USES	4,800	4,600	4,800	4,800
TOTAL EXPENDITURES/APPROPRIATIONS	**4,800**	**4,600**	**4,800**	**4,800**
NET COST	**(39)**	**291**	**204**	**204**

COUNTY OF SAN JOAQUIN
SCHEDULE 15
SPECIAL DISTRICTS AND OTHER AGENCIES
DETAIL OF FINANCING SOURCES AND FINANCING USES
FISCAL YEAR 2016-2017

SERVICES COUNTY SERVICE AREAS-PUBLIC WORKS
DISTRICT NAME CSA 15-WATERLOO 99
FUND 31501

DETAIL BY REVENUE CATEGORY AND EXPENDITURE OBJECT	2014-2015 ACTUAL	2015-2016 ACTUAL	2016-2017 RECOMMENDED	2016-2017 ADOPTED BY BOARD OF SUPERVISORS
REVENUES				
TAXES	15,217	14,911	15,710	15,710
REVENUE FROM USE OF MONEY AND PROPERTY	161	470	400	400
CHARGES FOR SERVICES	205,986	224,598	248,900	248,900
TOTAL REVENUES	**244,949**	**240,120**	**265,210**	**265,210**
EXPENDITURES/APPROPRIATIONS				
SERVICES AND SUPPLIES	199,773	180,345	204,494	204,494
CAPITAL ASSETS-EQUIPMENT	3,235	6,608	27,000	27,000
COST REIMBURSEMENTS		(1,837)		
TRANSFERS OUT	6,177			
OTHER FINANCING USES			10,000	10,000
TOTAL EXPENDITURES/APPROPRIATIONS	**209,185**	**185,753**	**241,494**	**241,494**
NET COST	**(35,764)**	**(54,367)**	**(23,716)**	**(23,716)**

COUNTY OF SAN JOAQUIN
SCHEDULE 15
SPECIAL DISTRICTS AND OTHER AGENCIES
DETAIL OF FINANCING SOURCES AND FINANCING USES
FISCAL YEAR 2016-2017

SERVICES COUNTY SERVICE AREAS-PUBLIC WORKS
DISTRICT NAME CSA 16-PARK COUNTRY ESTATES
FUND 31601

DETAIL BY REVENUE CATEGORY AND EXPENDITURE OBJECT	2014-2015 ACTUAL	2015-2016 ACTUAL	2016-2017 RECOMMENDED	2016-2017 ADOPTED BY BOARD OF SUPERVISORS
REVENUES				
REVENUE FROM USE OF MONEY AND PROPERTY	288	593	600	600
CHARGES FOR SERVICES	153,631	169,427	168,811	168,811
TOTAL REVENUES	**153,919**	**170,158**	**169,411**	**169,411**
EXPENDITURES/APPROPRIATIONS				
SERVICES AND SUPPLIES	115,947	98,461	134,542	134,542
CAPITAL ASSETS-EQUIPMENT	43,139	5,431	83,800	83,800
COST REIMBURSEMENTS		(11)		
TOTAL EXPENDITURES/APPROPRIATIONS	**159,102**	**103,897**	**218,358**	**218,358**
NET COST	**5,183**	**(66,261)**	**48,947**	**48,947**

COUNTY OF SAN JOAQUIN
SCHEDULE 15
SPECIAL DISTRICTS AND OTHER AGENCIES
DETAIL OF FINANCING SOURCES AND FINANCING USES
FISCAL YEAR 2016-2017

SERVICES COUNTY SERVICE AREAS-PUBLIC WORKS
DISTRICT NAME CSA 17-CHEROKEE INDUST PK
FUND 31701

DETAIL BY REVENUE CATEGORY AND EXPENDITURE OBJECT	2014-2015 ACTUAL	2015-2016 ACTUAL	2016-2017 RECOMMENDED	2016-2017 ADOPTED BY BOARD OF SUPERVISORS
REVENUES				
REVENUE FROM USE OF MONEY AND PROPERTY	548	928	1,000	1,000
CHARGES FOR SERVICES	19,440	19,440	19,440	19,440
TOTAL REVENUES	**19,988**	**20,368**	**20,440**	**20,440**
EXPENDITURES/APPROPRIATIONS				
SERVICES AND SUPPLIES	21,398	22,795	24,640	24,640
CAPITAL ASSETS-EQUIPMENT	4,515		42,000	42,000
COST REIMBURSEMENTS		(2,178)		
TOTAL EXPENDITURES/APPROPRIATIONS	**25,931**	**20,633**	**66,740**	**66,740**
NET COST	**5,943**	**265**	**46,300**	**46,300**

COUNTY OF SAN JOAQUIN
SCHEDULE 15
SPECIAL DISTRICTS AND OTHER AGENCIES
DETAIL OF FINANCING SOURCES AND FINANCING USES
FISCAL YEAR 2016-2017

SERVICES COUNTY SERVICE AREAS-PUBLIC WORKS
DISTRICT NAME CSA 18-FAIRWAY ESTATES
FUND 31801

DETAIL BY REVENUE CATEGORY AND EXPENDITURE OBJECT	2014-2015 ACTUAL	2015-2016 ACTUAL	2016-2017 RECOMMENDED	2016-2017 ADOPTED BY BOARD OF SUPERVISORS
REVENUES				
REVENUE FROM USE OF MONEY AND PROPERTY	267	429	500	500
CHARGES FOR SERVICES	35,192	35,232	35,232	35,232
TOTAL REVENUES	**35,481**	**35,661**	**35,732**	**35,732**
EXPENDITURES/APPROPRIATIONS				
SERVICES AND SUPPLIES	42,793	41,436	47,381	47,381
CAPITAL ASSETS-EQUIPMENT			40,000	40,000
TOTAL EXPENDITURES/APPROPRIATIONS	**42,793**	**41,436**	**87,381**	**87,381**
NET COST	**7,312**	**5,775**	**51,649**	**51,649**

COUNTY OF SAN JOAQUIN
SCHEDULE 15
SPECIAL DISTRICTS AND OTHER AGENCIES
DETAIL OF FINANCING SOURCES AND FINANCING USES
FISCAL YEAR 2016-2017

SERVICES COUNTY SERVICE AREAS-PUBLIC WORKS
DISTRICT NAME CSA 21-OAK CREEK
FUND 32101

DETAIL BY REVENUE CATEGORY AND EXPENDITURE OBJECT	2014-2015 ACTUAL	2015-2016 ACTUAL	2016-2017 RECOMMENDED	2016-2017 ADOPTED BY BOARD OF SUPERVISORS
REVENUES				
REVENUE FROM USE OF MONEY AND PROPERTY	206	318	350	350
CHARGES FOR SERVICES	9,530	9,590	9,590	9,590
TOTAL REVENUES	**9,736**	**9,908**	**9,940**	**9,940**
EXPENDITURES/APPROPRIATIONS				
SERVICES AND SUPPLIES	20,712	7,866	19,558	19,558
CAPITAL ASSETS-EQUIPMENT			5,000	5,000
COST REIMBURSEMENTS		(245)		
TOTAL EXPENDITURES/APPROPRIATIONS	**20,721**	**7,629**	**24,568**	**24,568**
NET COST	**10,985**	**(2,279)**	**14,628**	**14,628**

COUNTY OF SAN JOAQUIN
SCHEDULE 15
SPECIAL DISTRICTS AND OTHER AGENCIES
DETAIL OF FINANCING SOURCES AND FINANCING USES
FISCAL YEAR 2016-2017

SERVICES COUNTY SERVICE AREAS-PUBLIC WORKS
DISTRICT NAME CSA 23-GRANADA GLEN
FUND 32301

DETAIL BY REVENUE CATEGORY AND EXPENDITURE OBJECT	2014-2015 ACTUAL	2015-2016 ACTUAL	2016-2017 RECOMMENDED	2016-2017 ADOPTED BY BOARD OF SUPERVISORS
REVENUES				
REVENUE FROM USE OF MONEY AND PROPERTY	21	38	40	40
CHARGES FOR SERVICES	8,285	8,285	8,285	8,285
TOTAL REVENUES	**8,306**	**8,323**	**8,325**	**8,325**
EXPENDITURES/APPROPRIATIONS				
SERVICES AND SUPPLIES	8,486	9,627	13,586	13,586
COST REIMBURSEMENTS		(562)		
TOTAL EXPENDITURES/APPROPRIATIONS	**8,503**	**9,082**	**13,606**	**13,606**
NET COST	**197**	**759**	**5,281**	**5,281**

COUNTY OF SAN JOAQUIN
SCHEDULE 15
SPECIAL DISTRICTS AND OTHER AGENCIES
DETAIL OF FINANCING SOURCES AND FINANCING USES
FISCAL YEAR 2016-2017

SERVICES COUNTY SERVICE AREAS-PUBLIC WORKS
DISTRICT NAME CSA 24-MOZNETT ESTATES-GENERAL
FUND 32401

DETAIL BY REVENUE CATEGORY AND EXPENDITURE OBJECT	2014-2015 ACTUAL	2015-2016 ACTUAL	2016-2017 RECOMMENDED	2016-2017 ADOPTED BY BOARD OF SUPERVISORS
REVENUES				
REVENUE FROM USE OF MONEY AND PROPERTY	531	1,003	1,000	1,000
CHARGES FOR SERVICES	20,880	20,700	20,880	20,880
TOTAL REVENUES	**21,411**	**21,703**	**21,880**	**21,880**
EXPENDITURES/APPROPRIATIONS				
SERVICES AND SUPPLIES	3,099	3,627	5,467	5,467
CAPITAL ASSETS-EQUIPMENT	5,940		10,300	10,300
COST REIMBURSEMENTS		(570)		
TOTAL EXPENDITURES/APPROPRIATIONS	**9,047**	**3,066**	**15,782**	**15,782**
NET COST	**(12,364)**	**(18,637)**	**(6,098)**	**(6,098)**

COUNTY OF SAN JOAQUIN
SCHEDULE 15
SPECIAL DISTRICTS AND OTHER AGENCIES
DETAIL OF FINANCING SOURCES AND FINANCING USES
FISCAL YEAR 2016-2017

SERVICES COUNTY SERVICE AREAS-PUBLIC WORKS
DISTRICT NAME CSA 25-CAPEWOOD
FUND 32501

DETAIL BY REVENUE CATEGORY AND EXPENDITURE OBJECT	2014-2015 ACTUAL	2015-2016 ACTUAL	2016-2017 RECOMMENDED	2016-2017 ADOPTED BY BOARD OF SUPERVISORS
REVENUES				
REVENUE FROM USE OF MONEY AND PROPERTY	70	124	140	140
CHARGES FOR SERVICES	440	440	440	440
TOTAL REVENUES	**510**	**564**	**580**	**580**
EXPENDITURES/APPROPRIATIONS				
SERVICES AND SUPPLIES	70	16	1,530	1,530
CAPITAL ASSETS-EQUIPMENT			7,000	7,000
TOTAL EXPENDITURES/APPROPRIATIONS	**70**	**16**	**8,630**	**8,630**
NET COST	**(440)**	**(548)**	**8,050**	**8,050**

COUNTY OF SAN JOAQUIN
SCHEDULE 15
SPECIAL DISTRICTS AND OTHER AGENCIES
DETAIL OF FINANCING SOURCES AND FINANCING USES
FISCAL YEAR 2016-2017

SERVICES COUNTY SERVICE AREAS-PUBLIC WORKS
DISTRICT NAME CSA 29-FOREST LAKE-GENERAL
FUND 32901

DETAIL BY REVENUE CATEGORY AND EXPENDITURE OBJECT	2014-2015 ACTUAL	2015-2016 ACTUAL	2016-2017 RECOMMENDED	2016-2017 ADOPTED BY BOARD OF SUPERVISORS
REVENUES				
REVENUE FROM USE OF MONEY AND PROPERTY	272	489	500	500
CHARGES FOR SERVICES	8,200	8,200	8,200	8,200
TOTAL REVENUES	**8,472**	**8,689**	**8,700**	**8,700**
EXPENDITURES/APPROPRIATIONS				
SERVICES AND SUPPLIES	4,780	6,984	8,477	8,477
CAPITAL ASSETS-EQUIPMENT			15,000	15,000
COST REIMBURSEMENTS		(946)		
TOTAL EXPENDITURES/APPROPRIATIONS	**4,780**	**6,038**	**23,487**	**23,487**
NET COST	**(3,692)**	**(2,651)**	**14,787**	**14,787**

COUNTY OF SAN JOAQUIN
SCHEDULE 15
SPECIAL DISTRICTS AND OTHER AGENCIES
DETAIL OF FINANCING SOURCES AND FINANCING USES
FISCAL YEAR 2016-2017

SERVICES COUNTY SERVICE AREAS-PUBLIC WORKS
DISTRICT NAME CSA 30-MTCA INDUST PK-GENERAL
FUND 33001

DETAIL BY REVENUE CATEGORY AND EXPENDITURE OBJECT	2014-2015 ACTUAL	2015-2016 ACTUAL	2016-2017 RECOMMENDED	2016-2017 ADOPTED BY BOARD OF SUPERVISORS
REVENUES				
REVENUE FROM USE OF MONEY AND PROPERTY	403	701	1,000	1,000
CHARGES FOR SERVICES	80,044	50,695	57,080	57,080
TOTAL REVENUES	**80,447**	**52,529**	**58,080**	**58,080**
EXPENDITURES/APPROPRIATIONS				
SERVICES AND SUPPLIES	61,837	47,130	55,629	55,629
CAPITAL ASSETS-EQUIPMENT			38,500	38,500
COST REIMBURSEMENTS		(1,748)		
TOTAL EXPENDITURES/APPROPRIATIONS	**61,837**	**45,382**	**94,139**	**94,139**
NET COST	**(18,610)**	**(7,147)**	**36,059**	**36,059**

COUNTY OF SAN JOAQUIN
SCHEDULE 15
SPECIAL DISTRICTS AND OTHER AGENCIES
DETAIL OF FINANCING SOURCES AND FINANCING USES
FISCAL YEAR 2016-2017

SERVICES COUNTY SERVICE AREAS-PUBLIC WORKS
DISTRICT NAME CSA 31-SADDLE-FLAG CITY-GENERA
FUND 33101

DETAIL BY REVENUE CATEGORY AND EXPENDITURE OBJECT	2014-2015 ACTUAL	2015-2016 ACTUAL	2016-2017 RECOMMENDED	2016-2017 ADOPTED BY BOARD OF SUPERVISORS
REVENUES				
REVENUE FROM USE OF MONEY AND PROPERTY	1,236	2,296	2,700	2,700
CHARGES FOR SERVICES	145,332	146,954	160,708	160,708
TOTAL REVENUES	**146,633**	**149,275**	**163,408**	**163,408**
EXPENDITURES/APPROPRIATIONS				
SERVICES AND SUPPLIES	118,070	144,155	151,574	151,574
CAPITAL ASSETS-EQUIPMENT			99,000	99,000
COST REIMBURSEMENTS		(901)		
TOTAL EXPENDITURES/APPROPRIATIONS	**118,117**	**143,301**	**250,774**	**250,774**
NET COST	**(28,515)**	**(5,974)**	**87,366**	**87,366**

COUNTY OF SAN JOAQUIN
SCHEDULE 15
SPECIAL DISTRICTS AND OTHER AGENCIES
DETAIL OF FINANCING SOURCES AND FINANCING USES
FISCAL YEAR 2016-2017

SERVICES COUNTY SERVICE AREAS-PUBLIC WORKS
DISTRICT NAME CSA 31-ZONE W
FUND 33131

DETAIL BY REVENUE CATEGORY AND EXPENDITURE OBJECT	2014-2015 ACTUAL	2015-2016 ACTUAL	2016-2017 RECOMMENDED	2016-2017 ADOPTED BY BOARD OF SUPERVISORS
REVENUES				
REVENUE FROM USE OF MONEY AND PROPERTY	366	837	900	900
CHARGES FOR SERVICES	92,598	59,626	56,128	56,128
TOTAL REVENUES	**92,964**	**60,463**	**57,028**	**57,028**
EXPENDITURES/APPROPRIATIONS				
SERVICES AND SUPPLIES	66,436	68,915	95,910	95,910
CAPITAL ASSETS-EQUIPMENT			18,000	18,000
COST REIMBURSEMENTS	(16,893)	(16,086)	(30,000)	(30,000)
TOTAL EXPENDITURES/APPROPRIATIONS	**49,543**	**52,829**	**83,920**	**83,920**
NET COST	**(43,421)**	**(7,634)**	**26,892**	**26,892**

COUNTY OF SAN JOAQUIN
SCHEDULE 15
SPECIAL DISTRICTS AND OTHER AGENCIES
DETAIL OF FINANCING SOURCES AND FINANCING USES
FISCAL YEAR 2016-2017

SERVICES COUNTY SERVICE AREAS-PUBLIC WORKS
DISTRICT NAME CSA 31-WASTE WATER CA
FUND 33192

DETAIL BY REVENUE CATEGORY AND EXPENDITURE OBJECT	2014-2015 ACTUAL	2015-2016 ACTUAL	2016-2017 RECOMMENDED	2016-2017 ADOPTED BY BOARD OF SUPERVISORS
REVENUES				
REVENUE FROM USE OF MONEY AND PROPERTY	(1,000)	(2,084)	(1,000)	(1,000)
CHARGES FOR SERVICES	958,411	1,005,627	1,035,795	1,035,795
TOTAL REVENUES	**957,411**	**1,003,877**	**1,034,795**	**1,034,795**
EXPENDITURES/APPROPRIATIONS				
SERVICES AND SUPPLIES	314,939	125,801	319,704	319,704
OTHER FINANCING USES	700,684	696,517	698,997	698,997
TOTAL EXPENDITURES/APPROPRIATIONS	**1,015,631**	**1,031,335**	**1,018,721**	**1,018,721**
NET COST	**58,220**	**27,457**	**(16,074)**	**(16,074)**

COUNTY OF SAN JOAQUIN
SCHEDULE 15
SPECIAL DISTRICTS AND OTHER AGENCIES
DETAIL OF FINANCING SOURCES AND FINANCING USES
FISCAL YEAR 2016-2017

SERVICES COUNTY SERVICE AREAS-PUBLIC WORKS
DISTRICT NAME CSA 35-LOS RANCHOS-GENERAL
FUND 33501

DETAIL BY REVENUE CATEGORY AND EXPENDITURE OBJECT	2014-2015 ACTUAL	2015-2016 ACTUAL	2016-2017 RECOMMENDED	2016-2017 ADOPTED BY BOARD OF SUPERVISORS
REVENUES				
REVENUE FROM USE OF MONEY AND PROPERTY	121	213	150	150
CHARGES FOR SERVICES	99,766	100,077	100,510	100,510
TOTAL REVENUES	**99,945**	**100,290**	**100,660**	**100,660**
EXPENDITURES/APPROPRIATIONS				
SERVICES AND SUPPLIES	98,584	85,744	81,750	81,750
CAPITAL ASSETS-EQUIPMENT		5,736	35,000	35,000
TOTAL EXPENDITURES/APPROPRIATIONS	**98,584**	**91,480**	**116,750**	**116,750**
NET COST	**(1,361)**	**(8,810)**	**16,090**	**16,090**

COUNTY OF SAN JOAQUIN
SCHEDULE 15
SPECIAL DISTRICTS AND OTHER AGENCIES
DETAIL OF FINANCING SOURCES AND FINANCING USES
FISCAL YEAR 2016-2017

SERVICES COUNTY SERVICE AREAS-PUBLIC WORKS
DISTRICT NAME CSA 35-WTR FD
FUND 33597

DETAIL BY REVENUE CATEGORY AND EXPENDITURE OBJECT	2014-2015 ACTUAL	2015-2016 ACTUAL	2016-2017 RECOMMENDED	2016-2017 ADOPTED BY BOARD OF SUPERVISORS
REVENUES				
REVENUE FROM USE OF MONEY AND PROPERTY	2,223	3,865		
TOTAL REVENUES	**2,223**	**3,865**		
NET COST	**(2,223)**	**(3,865)**		

COUNTY OF SAN JOAQUIN
SCHEDULE 15
SPECIAL DISTRICTS AND OTHER AGENCIES
DETAIL OF FINANCING SOURCES AND FINANCING USES
FISCAL YEAR 2016-2017

SERVICES COUNTY SERVICE AREAS-PUBLIC WORKS

DISTRICT NAME CSA 36-LLOYD LANE-GENERAL

FUND 33601

DETAIL BY REVENUE CATEGORY AND EXPENDITURE OBJECT	2014-2015 ACTUAL	2015-2016 ACTUAL	2016-2017 RECOMMENDED	2016-2017 ADOPTED BY BOARD OF SUPERVISORS
REVENUES				
REVENUE FROM USE OF MONEY AND PROPERTY	113	200	200	200
CHARGES FOR SERVICES	1,200	1,200	1,200	1,200
TOTAL REVENUES	**1,313**	**1,400**	**1,400**	**1,400**
EXPENDITURES/APPROPRIATIONS				
SERVICES AND SUPPLIES	605	3,592	735	735
CAPITAL ASSETS-EQUIPMENT			9,000	9,000
COST REIMBURSEMENTS		(41)		
TOTAL EXPENDITURES/APPROPRIATIONS	**605**	**3,552**	**9,735**	**9,735**
NET COST	**(708)**	**2,152**	**8,335**	**8,335**

COUNTY OF SAN JOAQUIN
SCHEDULE 15
SPECIAL DISTRICTS AND OTHER AGENCIES
DETAIL OF FINANCING SOURCES AND FINANCING USES
FISCAL YEAR 2016-2017

SERVICES COUNTY SERVICE AREAS-PUBLIC WORKS
DISTRICT NAME CSA 36-ZONE A
FUND 33631

DETAIL BY REVENUE CATEGORY AND EXPENDITURE OBJECT	2014-2015 ACTUAL	2015-2016 ACTUAL	2016-2017 RECOMMENDED	2016-2017 ADOPTED BY BOARD OF SUPERVISORS
REVENUES				
REVENUE FROM USE OF MONEY AND PROPERTY	29	55	60	60
CHARGES FOR SERVICES	876	876	876	876
TOTAL REVENUES	**905**	**931**	**936**	**936**
EXPENDITURES/APPROPRIATIONS				
SERVICES AND SUPPLIES	331	887	918	918
CAPITAL ASSETS-EQUIPMENT			5,000	5,000
COST REIMBURSEMENTS		(29)		
TOTAL EXPENDITURES/APPROPRIATIONS	**331**	**858**	**5,918**	**5,918**
NET COST	**(574)**	**(73)**	**4,982**	**4,982**

COUNTY OF SAN JOAQUIN
SCHEDULE 15
SPECIAL DISTRICTS AND OTHER AGENCIES
DETAIL OF FINANCING SOURCES AND FINANCING USES
FISCAL YEAR 2016-2017

SERVICES COUNTY SERVICE AREAS-PUBLIC WORKS
DISTRICT NAME CSA 36-ZONE B
FUND 33632

DETAIL BY REVENUE CATEGORY AND EXPENDITURE OBJECT	2014-2015 ACTUAL	2015-2016 ACTUAL	2016-2017 RECOMMENDED	2016-2017 ADOPTED BY BOARD OF SUPERVISORS
REVENUES				
REVENUE FROM USE OF MONEY AND PROPERTY	59	111	130	130
CHARGES FOR SERVICES	1,890	1,890	1,890	1,890
TOTAL REVENUES	**1,949**	**2,001**	**2,020**	**2,020**
EXPENDITURES/APPROPRIATIONS				
SERVICES AND SUPPLIES	353	604	826	826
CAPITAL ASSETS-EQUIPMENT			7,000	7,000
COST REIMBURSEMENTS		(75)		
TOTAL EXPENDITURES/APPROPRIATIONS	**353**	**529**	**7,826**	**7,826**
NET COST	**(1,596)**	**(1,472)**	**5,806**	**5,806**

COUNTY OF SAN JOAQUIN
SCHEDULE 15
SPECIAL DISTRICTS AND OTHER AGENCIES
DETAIL OF FINANCING SOURCES AND FINANCING USES
FISCAL YEAR 2016-2017

SERVICES COUNTY SERVICE AREAS-PUBLIC WORKS
DISTRICT NAME CSA 37-MARTY COURT-GENERAL
FUND 33701

DETAIL BY REVENUE CATEGORY AND EXPENDITURE OBJECT	2014-2015 ACTUAL	2015-2016 ACTUAL	2016-2017 RECOMMENDED	2016-2017 ADOPTED BY BOARD OF SUPERVISORS
REVENUES				
REVENUE FROM USE OF MONEY AND PROPERTY	16	26	30	30
CHARGES FOR SERVICES	1,200	1,200	1,200	1,200
TOTAL REVENUES	**1,216**	**1,226**	**1,230**	**1,230**
EXPENDITURES/APPROPRIATIONS				
SERVICES AND SUPPLIES	1,719	2,085	2,212	2,212
CAPITAL ASSETS-EQUIPMENT			3,200	3,200
COST REIMBURSEMENTS		(45)	(300)	(300)
TOTAL EXPENDITURES/APPROPRIATIONS	**1,719**	**2,040**	**5,112**	**5,112**
NET COST	**503**	**814**	**3,882**	**3,882**

COUNTY OF SAN JOAQUIN
SCHEDULE 15
SPECIAL DISTRICTS AND OTHER AGENCIES
DETAIL OF FINANCING SOURCES AND FINANCING USES
FISCAL YEAR 2016-2017

SERVICES COUNTY SERVICE AREAS-PUBLIC WORKS
DISTRICT NAME CSA 41-EAGLECREST-GENERAL
FUND 34101

DETAIL BY REVENUE CATEGORY AND EXPENDITURE OBJECT	2014-2015 ACTUAL	2015-2016 ACTUAL	2016-2017 RECOMMENDED	2016-2017 ADOPTED BY BOARD OF SUPERVISORS
REVENUES				
REVENUE FROM USE OF MONEY AND PROPERTY	140	242	280	280
CHARGES FOR SERVICES	5,940	5,940	5,940	5,940
TOTAL REVENUES	**6,080**	**6,182**	**6,220**	**6,220**
EXPENDITURES/APPROPRIATIONS				
SERVICES AND SUPPLIES	7,840	6,428	7,295	7,295
CAPITAL ASSETS-EQUIPMENT			7,000	7,000
COST REIMBURSEMENTS		(541)		
TOTAL EXPENDITURES/APPROPRIATIONS	**7,848**	**5,895**	**14,305**	**14,305**
NET COST	**1,768**	**(287)**	**8,085**	**8,085**

COUNTY OF SAN JOAQUIN
SCHEDULE 15
SPECIAL DISTRICTS AND OTHER AGENCIES
DETAIL OF FINANCING SOURCES AND FINANCING USES
FISCAL YEAR 2016-2017

SERVICES COUNTY SERVICE AREAS-PUBLIC WORKS
DISTRICT NAME CSA 41 ZONE N - TIERRA DEL SOL
FUND 34114

DETAIL BY REVENUE CATEGORY AND EXPENDITURE OBJECT	2014-2015 ACTUAL	2015-2016 ACTUAL	2016-2017 RECOMMENDED	2016-2017 ADOPTED BY BOARD OF SUPERVISORS
REVENUES				
REVENUE FROM USE OF MONEY AND PROPERTY	287	661	700	700
CHARGES FOR SERVICES	38,412	38,412	38,727	38,727
TOTAL REVENUES	**38,699**	**39,073**	**39,427**	**39,427**
EXPENDITURES/APPROPRIATIONS				
SERVICES AND SUPPLIES	6,222	3,238	16,168	16,168
CAPITAL ASSETS-EQUIPMENT			17,300	17,300
COST REIMBURSEMENTS		(17)		
TOTAL EXPENDITURES/APPROPRIATIONS	**6,231**	**3,229**	**33,478**	**33,478**
NET COST	**(32,468)**	**(35,844)**	**(5,949)**	**(5,949)**

COUNTY OF SAN JOAQUIN
SCHEDULE 15
SPECIAL DISTRICTS AND OTHER AGENCIES
DETAIL OF FINANCING SOURCES AND FINANCING USES
FISCAL YEAR 2016-2017

SERVICES COUNTY SERVICE AREAS-PUBLIC WORKS
DISTRICT NAME CSA-41 ZONE C
FUND 34131

DETAIL BY REVENUE CATEGORY AND EXPENDITURE OBJECT	2014-2015 ACTUAL	2015-2016 ACTUAL	2016-2017 RECOMMENDED	2016-2017 ADOPTED BY BOARD OF SUPERVISORS
REVENUES				
REVENUE FROM USE OF MONEY AND PROPERTY	(5)	(12)		
TOTAL REVENUES	**(5)**	**(12)**		
NET COST	**5**	**12**		

COUNTY OF SAN JOAQUIN
SCHEDULE 15
SPECIAL DISTRICTS AND OTHER AGENCIES
DETAIL OF FINANCING SOURCES AND FINANCING USES
FISCAL YEAR 2016-2017

SERVICES COUNTY SERVICE AREAS-PUBLIC WORKS
DISTRICT NAME CSA 42-BLATT ESTATES-GENERAL
FUND 34201

DETAIL BY REVENUE CATEGORY AND EXPENDITURE OBJECT	2014-2015 ACTUAL	2015-2016 ACTUAL	2016-2017 RECOMMENDED	2016-2017 ADOPTED BY BOARD OF SUPERVISORS
REVENUES				
REVENUE FROM USE OF MONEY AND PROPERTY	90	163	190	190
CHARGES FOR SERVICES	3,850	3,850	3,850	3,850
TOTAL REVENUES	**3,940**	**4,013**	**4,040**	**4,040**
EXPENDITURES/APPROPRIATIONS				
SERVICES AND SUPPLIES	3,391	1,571	5,447	5,447
CAPITAL ASSETS-EQUIPMENT			7,000	7,000
COST REIMBURSEMENTS		(343)		
TOTAL EXPENDITURES/APPROPRIATIONS	**3,391**	**1,227**	**12,457**	**12,457**
NET COST	**(549)**	**(2,786)**	**8,417**	**8,417**

COUNTY OF SAN JOAQUIN
SCHEDULE 15
SPECIAL DISTRICTS AND OTHER AGENCIES
DETAIL OF FINANCING SOURCES AND FINANCING USES
FISCAL YEAR 2016-2017

SERVICES COUNTY SERVICE AREAS-PUBLIC WORKS
DISTRICT NAME CSA 43-CLEMENTS-GENERAL
FUND 34301

DETAIL BY REVENUE CATEGORY AND EXPENDITURE OBJECT	2014-2015 ACTUAL	2015-2016 ACTUAL	2016-2017 RECOMMENDED	2016-2017 ADOPTED BY BOARD OF SUPERVISORS
REVENUES				
TAXES	1,327	1,491	1,555	1,555
REVENUE FROM USE OF MONEY AND PROPERTY	174	210	180	180
CHARGES FOR SERVICES	55,805	36,108	47,130	47,130
TOTAL REVENUES	**57,320**	**37,823**	**48,885**	**48,885**
EXPENDITURES/APPROPRIATIONS				
SERVICES AND SUPPLIES	67,808	69,063	64,719	64,719
CAPITAL ASSETS-EQUIPMENT			15,000	15,000
TOTAL EXPENDITURES/APPROPRIATIONS	**67,817**	**69,072**	**79,800**	**79,800**
NET COST	**10,497**	**31,248**	**30,915**	**30,915**

COUNTY OF SAN JOAQUIN
SCHEDULE 15
SPECIAL DISTRICTS AND OTHER AGENCIES
DETAIL OF FINANCING SOURCES AND FINANCING USES
FISCAL YEAR 2016-2017

SERVICES COUNTY SERVICE AREAS-PUBLIC WORKS
DISTRICT NAME CSA 43-ZN D
FUND 34331

DETAIL BY REVENUE CATEGORY AND EXPENDITURE OBJECT	2014-2015 ACTUAL	2015-2016 ACTUAL	2016-2017 RECOMMENDED	2016-2017 ADOPTED BY BOARD OF SUPERVISORS
REVENUES				
REVENUE FROM USE OF MONEY AND PROPERTY	48	108	150	150
CHARGES FOR SERVICES	5,220	5,730	6,303	6,303
TOTAL REVENUES	**5,268**	**5,838**	**6,453**	**6,453**
EXPENDITURES/APPROPRIATIONS				
SERVICES AND SUPPLIES	1,064	3,225	1,716	1,716
CAPITAL ASSETS-EQUIPMENT			7,000	7,000
COST REIMBURSEMENTS		(15)		
TOTAL EXPENDITURES/APPROPRIATIONS	**1,064**	**3,210**	**8,716**	**8,716**
NET COST	**(4,204)**	**(2,628)**	**2,263**	**2,263**

COUNTY OF SAN JOAQUIN
SCHEDULE 15
SPECIAL DISTRICTS AND OTHER AGENCIES
DETAIL OF FINANCING SOURCES AND FINANCING USES
FISCAL YEAR 2016-2017

SERVICES COUNTY SERVICE AREAS-PUBLIC WORKS
DISTRICT NAME CSA 44-FAIR OAKS-APRICOT ACRES
FUND 34401

DETAIL BY REVENUE CATEGORY AND EXPENDITURE OBJECT	2014-2015 ACTUAL	2015-2016 ACTUAL	2016-2017 RECOMMENDED	2016-2017 ADOPTED BY BOARD OF SUPERVISORS
REVENUES				
REVENUE FROM USE OF MONEY AND PROPERTY	276	620	850	850
CHARGES FOR SERVICES	132,276	130,795	133,077	133,077
TOTAL REVENUES	**132,772**	**131,565**	**134,127**	**134,127**
EXPENDITURES/APPROPRIATIONS				
SERVICES AND SUPPLIES	223,260	236,009	261,870	261,870
CAPITAL ASSETS-EQUIPMENT	1,327		55,000	55,000
COST REIMBURSEMENTS	(122,444)	(98,048)	(115,000)	(115,000)
TRANSFERS OUT	96			
TOTAL EXPENDITURES/APPROPRIATIONS	**102,239**	**137,961**	**201,880**	**201,880**
NET COST	**(30,533)**	**6,396**	**67,753**	**67,753**

COUNTY OF SAN JOAQUIN
SCHEDULE 15
SPECIAL DISTRICTS AND OTHER AGENCIES
DETAIL OF FINANCING SOURCES AND FINANCING USES
FISCAL YEAR 2016-2017

SERVICES COUNTY SERVICE AREAS-PUBLIC WORKS
DISTRICT NAME CSA 44-ZN E
FUND 34431

DETAIL BY REVENUE CATEGORY AND EXPENDITURE OBJECT	2014-2015 ACTUAL	2015-2016 ACTUAL	2016-2017 RECOMMENDED	2016-2017 ADOPTED BY BOARD OF SUPERVISORS
REVENUES				
REVENUE FROM USE OF MONEY AND PROPERTY	44	90	100	100
CHARGES FOR SERVICES	275,541	265,047	289,709	289,709
TOTAL REVENUES	**275,585**	**265,137**	**289,809**	**289,809**
EXPENDITURES/APPROPRIATIONS				
SERVICES AND SUPPLIES	341,265	333,756	320,221	320,221
CAPITAL ASSETS-EQUIPMENT	205	40,568	65,000	65,000
COST REIMBURSEMENTS		(1,024)	(6,000)	(6,000)
TOTAL EXPENDITURES/APPROPRIATIONS	**341,470**	**373,300**	**379,231**	**379,231**
NET COST	**65,884**	**108,163**	**89,422**	**89,422**

COUNTY OF SAN JOAQUIN
SCHEDULE 15
SPECIAL DISTRICTS AND OTHER AGENCIES
DETAIL OF FINANCING SOURCES AND FINANCING USES
FISCAL YEAR 2016-2017

SERVICES COUNTY SERVICE AREAS-PUBLIC WORKS
DISTRICT NAME CSA 44-ZN G-LINNE ESTATES
FUND 34441

DETAIL BY REVENUE CATEGORY AND EXPENDITURE OBJECT	2014-2015 ACTUAL	2015-2016 ACTUAL	2016-2017 RECOMMENDED	2016-2017 ADOPTED BY BOARD OF SUPERVISORS
REVENUES				
REVENUE FROM USE OF MONEY AND PROPERTY	66	134	200	200
CHARGES FOR SERVICES	344,843	341,926	365,332	365,332
TOTAL REVENUES	**344,909**	**342,060**	**365,532**	**365,532**
EXPENDITURES/APPROPRIATIONS				
SERVICES AND SUPPLIES	422,165	353,716	347,747	347,747
CAPITAL ASSETS-EQUIPMENT	28,425		40,000	40,000
COST REIMBURSEMENTS		(2,346)	(6,000)	(6,000)
TOTAL EXPENDITURES/APPROPRIATIONS	**450,599**	**351,378**	**381,757**	**381,757**
NET COST	**105,690**	**9,318**	**16,225**	**16,225**

COUNTY OF SAN JOAQUIN
SCHEDULE 15
SPECIAL DISTRICTS AND OTHER AGENCIES
DETAIL OF FINANCING SOURCES AND FINANCING USES
FISCAL YEAR 2016-2017

SERVICES COUNTY SERVICE AREAS-PUBLIC WORKS
DISTRICT NAME CSA 44-DEBT SVS-FAIR OAKS
FUND 34461

DETAIL BY REVENUE CATEGORY AND EXPENDITURE OBJECT	2014-2015 ACTUAL	2015-2016 ACTUAL	2016-2017 RECOMMENDED	2016-2017 ADOPTED BY BOARD OF SUPERVISORS
EXPENDITURES/APPROPRIATIONS				
TRANSFERS OUT	15			
TOTAL EXPENDITURES/APPROPRIATIONS	**15**			
NET COST	**15**			

COUNTY OF SAN JOAQUIN
SCHEDULE 15
SPECIAL DISTRICTS AND OTHER AGENCIES
DETAIL OF FINANCING SOURCES AND FINANCING USES
FISCAL YEAR 2016-2017

SERVICES COUNTY SERVICE AREAS-PUBLIC WORKS
DISTRICT NAME CSA 45-LOCKEFORD BLUFFS-GENERA
FUND 34501

DETAIL BY REVENUE CATEGORY AND EXPENDITURE OBJECT	2014-2015 ACTUAL	2015-2016 ACTUAL	2016-2017 RECOMMENDED	2016-2017 ADOPTED BY BOARD OF SUPERVISORS
REVENUES				
REVENUE FROM USE OF MONEY AND PROPERTY	72	138	150	150
CHARGES FOR SERVICES	5,000	5,000	5,100	5,100
TOTAL REVENUES	**5,072**	**5,138**	**5,250**	**5,250**
EXPENDITURES/APPROPRIATIONS				
SERVICES AND SUPPLIES	2,732	2,928	4,672	4,672
CAPITAL ASSETS-EQUIPMENT			13,000	13,000
COST REIMBURSEMENTS		(556)		
TOTAL EXPENDITURES/APPROPRIATIONS	**2,741**	**2,381**	**17,682**	**17,682**
NET COST	**(2,331)**	**(2,757)**	**12,432**	**12,432**

COUNTY OF SAN JOAQUIN
SCHEDULE 15
SPECIAL DISTRICTS AND OTHER AGENCIES
DETAIL OF FINANCING SOURCES AND FINANCING USES
FISCAL YEAR 2016-2017

SERVICES COUNTY SERVICE AREAS-PUBLIC WORKS
DISTRICT NAME CSA 46-MORADA NORTH-GENERAL
FUND 34601

DETAIL BY REVENUE CATEGORY AND EXPENDITURE OBJECT	2014-2015 ACTUAL	2015-2016 ACTUAL	2016-2017 RECOMMENDED	2016-2017 ADOPTED BY BOARD OF SUPERVISORS
REVENUES				
REVENUE FROM USE OF MONEY AND PROPERTY	65	100	130	130
CHARGES FOR SERVICES	189,785	195,483	239,259	239,259
TOTAL REVENUES	**189,850**	**502,499**	**239,389**	**239,389**
EXPENDITURES/APPROPRIATIONS				
SERVICES AND SUPPLIES	125,513	224,989	118,284	118,284
CAPITAL ASSETS-EQUIPMENT	10,219	265,560	8,000	8,000
COST REIMBURSEMENTS		(9,468)	(30,000)	(30,000)
TOTAL EXPENDITURES/APPROPRIATIONS	**213,241**	**577,424**	**240,023**	**240,023**
NET COST	**23,392**	**74,926**	**634**	**634**

COUNTY OF SAN JOAQUIN
SCHEDULE 15
SPECIAL DISTRICTS AND OTHER AGENCIES
DETAIL OF FINANCING SOURCES AND FINANCING USES
FISCAL YEAR 2016-2017

SERVICES COUNTY SERVICE AREAS-PUBLIC WORKS
DISTRICT NAME CSA 46-ZN L-HEATHER MOORE
FUND 34631

DETAIL BY REVENUE CATEGORY AND EXPENDITURE OBJECT	2014-2015 ACTUAL	2015-2016 ACTUAL	2016-2017 RECOMMENDED	2016-2017 ADOPTED BY BOARD OF SUPERVISORS
REVENUES				
REVENUE FROM USE OF MONEY AND PROPERTY	2	8	8	8
CHARGES FOR SERVICES	648	702	756	756
TOTAL REVENUES	**650**	**710**	**764**	**764**
EXPENDITURES/APPROPRIATIONS				
SERVICES AND SUPPLIES	183	735	1,493	1,493
TOTAL EXPENDITURES/APPROPRIATIONS	**183**	**735**	**1,503**	**1,503**
NET COST	**(467)**	**25**	**739**	**739**

COUNTY OF SAN JOAQUIN
SCHEDULE 15
SPECIAL DISTRICTS AND OTHER AGENCIES
DETAIL OF FINANCING SOURCES AND FINANCING USES
FISCAL YEAR 2016-2017

SERVICES COUNTY SERVICE AREAS-PUBLIC WORKS
DISTRICT NAME CSA 46-WATER-MORADA NORTH
FUND 34694

DETAIL BY REVENUE CATEGORY AND EXPENDITURE OBJECT	2014-2015 ACTUAL	2015-2016 ACTUAL	2016-2017 RECOMMENDED	2016-2017 ADOPTED BY BOARD OF SUPERVISORS
REVENUES				
REVENUE FROM USE OF MONEY AND PROPERTY	831	1,416		
TOTAL REVENUES	**831**	**1,416**		
EXPENDITURES/APPROPRIATIONS				
TRANSFERS OUT		304,583		
TOTAL EXPENDITURES/APPROPRIATIONS		**304,583**		
NET COST	**(831)**	**303,167**		

COUNTY OF SAN JOAQUIN
SCHEDULE 15
SPECIAL DISTRICTS AND OTHER AGENCIES
DETAIL OF FINANCING SOURCES AND FINANCING USES
FISCAL YEAR 2016-2017

SERVICES COUNTY SERVICE AREAS-PUBLIC WORKS
DISTRICT NAME CSA 47-HEMPSTEAD C-GENERAL
FUND 34701

DETAIL BY REVENUE CATEGORY AND EXPENDITURE OBJECT	2014-2015 ACTUAL	2015-2016 ACTUAL	2016-2017 RECOMMENDED	2016-2017 ADOPTED BY BOARD OF SUPERVISORS
REVENUES				
REVENUE FROM USE OF MONEY AND PROPERTY	97	171	175	175
CHARGES FOR SERVICES	990	990	990	990
TOTAL REVENUES	**1,087**	**1,161**	**1,165**	**1,165**
SERVICES AND SUPPLIES	696	599	2,142	2,142
CAPITAL ASSETS-EQUIPMENT			5,000	5,000
TOTAL EXPENDITURES/APPROPRIATIONS	**705**	**607**	**7,242**	**7,242**
NET COST	**(382)**	**(554)**	**6,077**	**6,077**

COUNTY OF SAN JOAQUIN
SCHEDULE 15
SPECIAL DISTRICTS AND OTHER AGENCIES
DETAIL OF FINANCING SOURCES AND FINANCING USES
FISCAL YEAR 2016-2017

SERVICES COUNTY SERVICE AREAS-PUBLIC WORKS
DISTRICT NAME CSA 48-ZN K-WOODBRIDGE
FUND 34831

DETAIL BY REVENUE CATEGORY AND EXPENDITURE OBJECT	2014-2015 ACTUAL	2015-2016 ACTUAL	2016-2017 RECOMMENDED	2016-2017 ADOPTED BY BOARD OF SUPERVISORS
REVENUES				
REVENUE FROM USE OF MONEY AND PROPERTY	120	242	250	250
CHARGES FOR SERVICES	16,920	17,730	18,585	18,585
TOTAL REVENUES	**17,040**	**17,972**	**18,835**	**18,835**
EXPENDITURES/APPROPRIATIONS				
SERVICES AND SUPPLIES	10,210	11,010	16,716	16,716
CAPITAL ASSETS-EQUIPMENT			8,000	8,000
TOTAL EXPENDITURES/APPROPRIATIONS	**10,210**	**11,010**	**24,716**	**24,716**
NET COST	**(6,830)**	**(6,962)**	**5,881**	**5,881**

COUNTY OF SAN JOAQUIN
SCHEDULE 15
SPECIAL DISTRICTS AND OTHER AGENCIES
DETAIL OF FINANCING SOURCES AND FINANCING USES
FISCAL YEAR 2016-2017

SERVICES COUNTY SERVICE AREAS-PUBLIC WORKS
DISTRICT NAME CSA 49-ZN L RURAL SAFETY LIGHT
FUND 34901

DETAIL BY REVENUE CATEGORY AND EXPENDITURE OBJECT	2014-2015 ACTUAL	2015-2016 ACTUAL	2016-2017 RECOMMENDED	2016-2017 ADOPTED BY BOARD OF SUPERVISORS
REVENUES				
REVENUE FROM USE OF MONEY AND PROPERTY	23	36	40	40
CHARGES FOR SERVICES	4,400	4,400	4,400	4,400
TOTAL REVENUES	**4,423**	**4,436**	**4,440**	**4,440**
EXPENDITURES/APPROPRIATIONS				
SERVICES AND SUPPLIES	6,289	6,272	7,528	7,528
CAPITAL ASSETS-EQUIPMENT			1,000	1,000
TOTAL EXPENDITURES/APPROPRIATIONS	**6,289**	**6,272**	**8,528**	**8,528**
NET COST	**1,866**	**1,836**	**4,088**	**4,088**

COUNTY OF SAN JOAQUIN
SCHEDULE 15
SPECIAL DISTRICTS AND OTHER AGENCIES
DETAIL OF FINANCING SOURCES AND FINANCING USES
FISCAL YEAR 2016-2017

SERVICES COUNTY SERVICE AREAS-PUBLIC WORKS
DISTRICT NAME CSA 49-ZN L1
FUND 34931

DETAIL BY REVENUE CATEGORY AND EXPENDITURE OBJECT	2014-2015 ACTUAL	2015-2016 ACTUAL	2016-2017 RECOMMENDED	2016-2017 ADOPTED BY BOARD OF SUPERVISORS
REVENUES				
REVENUE FROM USE OF MONEY AND PROPERTY	55	97	100	100
CHARGES FOR SERVICES	5,372	7,241	10,920	10,920
TOTAL REVENUES	**5,427**	**7,338**	**11,020**	**11,020**
EXPENDITURES/APPROPRIATIONS				
SERVICES AND SUPPLIES	5,751	7,136	5,470	5,470
CAPITAL ASSETS-EQUIPMENT			4,000	4,000
TOTAL EXPENDITURES/APPROPRIATIONS	**5,751**	**7,136**	**9,470**	**9,470**
NET COST	**324**	**(201)**	**(1,550)**	**(1,550)**

COUNTY OF SAN JOAQUIN
SCHEDULE 15
SPECIAL DISTRICTS AND OTHER AGENCIES
DETAIL OF FINANCING SOURCES AND FINANCING USES
FISCAL YEAR 2016-2017

SERVICES COUNTY SERVICE AREAS-PUBLIC WORKS
DISTRICT NAME CSA 50-PATTERSON PASS BUS-GEN
FUND 35001

DETAIL BY REVENUE CATEGORY AND EXPENDITURE OBJECT	2014-2015 ACTUAL	2015-2016 ACTUAL	2016-2017 RECOMMENDED	2016-2017 ADOPTED BY BOARD OF SUPERVISORS
REVENUES				
REVENUE FROM USE OF MONEY AND PROPERTY	121	324	350	350
CHARGES FOR SERVICES	45,091	45,677	45,742	45,742
TOTAL REVENUES	**45,212**	**46,001**	**46,092**	**46,092**
EXPENDITURES/APPROPRIATIONS				
SERVICES AND SUPPLIES	23,286	20,714	34,374	34,374
CAPITAL ASSETS-EQUIPMENT		5,172	5,000	5,000
COST REIMBURSEMENTS		(159)		
TOTAL EXPENDITURES/APPROPRIATIONS	**23,286**	**25,728**	**39,374**	**39,374**
NET COST	**(21,926)**	**(20,273)**	**(6,718)**	**(6,718)**

COUNTY OF SAN JOAQUIN
SCHEDULE 15
SPECIAL DISTRICTS AND OTHER AGENCIES
DETAIL OF FINANCING SOURCES AND FINANCING USES
FISCAL YEAR 2016-2017

SERVICES COUNTY SERVICE AREAS-PUBLIC WORKS
DISTRICT NAME CSA 51-ACAMPO VILLAGE-GENERAL
FUND 35101

DETAIL BY REVENUE CATEGORY AND EXPENDITURE OBJECT	2014-2015 ACTUAL	2015-2016 ACTUAL	2016-2017 RECOMMENDED	2016-2017 ADOPTED BY BOARD OF SUPERVISORS
REVENUES				
REVENUE FROM USE OF MONEY AND PROPERTY	13	24	30	30
CHARGES FOR SERVICES	1,040	1,040	1,040	1,040
TOTAL REVENUES	**1,053**	**1,064**	**1,070**	**1,070**
EXPENDITURES/APPROPRIATIONS				
SERVICES AND SUPPLIES	1,051	1,101	2,591	2,591
CAPITAL ASSETS-EQUIPMENT			2,000	2,000
COST REIMBURSEMENTS			(600)	(600)
TOTAL EXPENDITURES/APPROPRIATIONS	**1,059**	**1,109**	**4,001**	**4,001**
NET COST	**6**	**45**	**2,931**	**2,931**

COUNTY OF SAN JOAQUIN
SCHEDULE 15
SPECIAL DISTRICTS AND OTHER AGENCIES
DETAIL OF FINANCING SOURCES AND FINANCING USES
FISCAL YEAR 2016-2017

SERVICES COUNTY SERVICE AREAS-PUBLIC WORKS
DISTRICT NAME CSA 52-BLOSSOM COURT-GENERAL
FUND 35201

DETAIL BY REVENUE CATEGORY AND EXPENDITURE OBJECT	2014-2015 ACTUAL	2015-2016 ACTUAL	2016-2017 RECOMMENDED	2016-2017 ADOPTED BY BOARD OF SUPERVISORS
REVENUES				
REVENUE FROM USE OF MONEY AND PROPERTY	79	154	175	175
CHARGES FOR SERVICES	3,799	4,167	4,375	4,375
TOTAL REVENUES	**3,878**	**4,321**	**4,550**	**4,550**
EXPENDITURES/APPROPRIATIONS				
SERVICES AND SUPPLIES	1,138	992	3,336	3,336
CAPITAL ASSETS-EQUIPMENT			5,000	5,000
COST REIMBURSEMENTS			(100)	(100)
TOTAL EXPENDITURES/APPROPRIATIONS	**1,146**	**1,000**	**8,246**	**8,246**
NET COST	**(2,732)**	**(3,321)**	**3,696**	**3,696**

COUNTY OF SAN JOAQUIN
SCHEDULE 15
SPECIAL DISTRICTS AND OTHER AGENCIES
DETAIL OF FINANCING SOURCES AND FINANCING USES
FISCAL YEAR 2016-2017

SERVICES COUNTY SERVICE AREAS-PUBLIC WORKS
DISTRICT NAME CSA 53-HOUSEHOLD HAZARD WST
FUND 35301

DETAIL BY REVENUE CATEGORY AND EXPENDITURE OBJECT	2014-2015 ACTUAL	2015-2016 ACTUAL	2016-2017 RECOMMENDED	2016-2017 ADOPTED BY BOARD OF SUPERVISORS
REVENUES				
REVENUE FROM USE OF MONEY AND PROPERTY	6,240	11,254	5,000	5,000
CHARGES FOR SERVICES	889,786	896,476	894,450	894,450
TOTAL REVENUES	**903,768**	**930,918**	**974,965**	**974,965**
EXPENDITURES/APPROPRIATIONS				
SERVICES AND SUPPLIES	656,746	1,000,519	1,040,250	1,040,250
CAPITAL ASSETS-EQUIPMENT	4,026	4,604	12,000	12,000
TOTAL EXPENDITURES/APPROPRIATIONS	**660,772**	**1,005,123**	**1,052,250**	**1,052,250**
NET COST	**(242,996)**	**74,205**	**77,285**	**77,285**

COUNTY OF SAN JOAQUIN
SCHEDULE 15
SPECIAL DISTRICTS AND OTHER AGENCIES
DETAIL OF FINANCING SOURCES AND FINANCING USES
FISCAL YEAR 2016-2017

SERVICES COUNTY SERVICE AREAS-PUBLIC WORKS
DISTRICT NAME CSA 53-HAZAR WST FAC CLUSR F
FUND 35339

DETAIL BY REVENUE CATEGORY AND EXPENDITURE OBJECT	2014-2015 ACTUAL	2015-2016 ACTUAL	2016-2017 RECOMMENDED	2016-2017 ADOPTED BY BOARD OF SUPERVISORS
REVENUES				
REVENUE FROM USE OF MONEY AND PROPERTY	217	378		
TOTAL REVENUES	**217**	**378**		
NET COST	**(217)**	**(378)**		

COUNTY OF SAN JOAQUIN
SCHEDULE 15
SPECIAL DISTRICTS AND OTHER AGENCIES
DETAIL OF FINANCING SOURCES AND FINANCING USES
FISCAL YEAR 2016-2017

SERVICES COUNTY SERVICE AREAS-PUBLIC WORKS
DISTRICT NAME CSA 54-NPDES ZONE P
FUND 35401

DETAIL BY REVENUE CATEGORY AND EXPENDITURE OBJECT	2014-2015 ACTUAL	2015-2016 ACTUAL	2016-2017 RECOMMENDED	2016-2017 ADOPTED BY BOARD OF SUPERVISORS
REVENUES				
REVENUE FROM USE OF MONEY AND PROPERTY	3,944	8,199	2,800	2,800
CHARGES FOR SERVICES	595,353	611,593	594,665	594,665
TOTAL REVENUES	**649,297**	**689,792**	**667,465**	**667,465**
EXPENDITURES/APPROPRIATIONS				
SERVICES AND SUPPLIES	356,383	457,920	898,492	898,492
TOTAL EXPENDITURES/APPROPRIATIONS	**356,383**	**457,920**	**898,492**	**898,492**
NET COST	**(292,914)**	**(231,872)**	**231,027**	**231,027**

COUNTY OF SAN JOAQUIN
SCHEDULE 15
SPECIAL DISTRICTS AND OTHER AGENCIES
DETAIL OF FINANCING SOURCES AND FINANCING USES
FISCAL YEAR 2016-2017

SERVICES COUNTY SERVICE AREAS-PUBLIC WORKS
DISTRICT NAME CSA 55-SHAYLYNN ESTATES-GENERA
FUND 35501

DETAIL BY REVENUE CATEGORY AND EXPENDITURE OBJECT	2014-2015 ACTUAL	2015-2016 ACTUAL	2016-2017 RECOMMENDED	2016-2017 ADOPTED BY BOARD OF SUPERVISORS
REVENUES				
REVENUE FROM USE OF MONEY AND PROPERTY	15	26	30	30
CHARGES FOR SERVICES	1,490	1,490	1,490	1,490
TOTAL REVENUES	**1,505**	**1,516**	**1,520**	**1,520**
EXPENDITURES/APPROPRIATIONS				
SERVICES AND SUPPLIES	1,367	1,524	2,306	2,306
CAPITAL ASSETS-EQUIPMENT			1,000	1,000
COST REIMBURSEMENTS			(150)	(150)
TOTAL EXPENDITURES/APPROPRIATIONS	**1,367**	**1,524**	**3,156**	**3,156**
NET COST	**(138)**	**8**	**1,636**	**1,636**

COUNTY OF SAN JOAQUIN
SCHEDULE 15
SPECIAL DISTRICTS AND OTHER AGENCIES
DETAIL OF FINANCING SOURCES AND FINANCING USES
FISCAL YEAR 2016-2017

SERVICES COUNTY SERVICE AREAS-PUBLIC WORKS
DISTRICT NAME CSA 55-ZN C-STONEGATE
FUND 35531

DETAIL BY REVENUE CATEGORY AND EXPENDITURE OBJECT	2014-2015 ACTUAL	2015-2016 ACTUAL	2016-2017 RECOMMENDED	2016-2017 ADOPTED BY BOARD OF SUPERVISORS
REVENUES				
REVENUE FROM USE OF MONEY AND PROPERTY	112	221	250	250
CHARGES FOR SERVICES	9,709	10,659	11,305	11,305
TOTAL REVENUES	**9,821**	**10,880**	**11,555**	**11,555**
EXPENDITURES/APPROPRIATIONS				
SERVICES AND SUPPLIES	1,862	5,865	2,355	2,355
CAPITAL ASSETS-EQUIPMENT			6,000	6,000
COST REIMBURSEMENTS		(2)	(300)	(300)
TOTAL EXPENDITURES/APPROPRIATIONS	**1,862**	**5,863**	**8,055**	**8,055**
NET COST	**(7,959)**	**(5,017)**	**(3,500)**	**(3,500)**

COUNTY OF SAN JOAQUIN
SCHEDULE 15
SPECIAL DISTRICTS AND OTHER AGENCIES
DETAIL OF FINANCING SOURCES AND FINANCING USES
FISCAL YEAR 2016-2017

SERVICES COUNTY SERVICE AREAS-PUBLIC WORKS
DISTRICT NAME CSA 56-PETERS-GENERAL
FUND 30601

DETAIL BY REVENUE CATEGORY AND EXPENDITURE OBJECT	2014-2015 ACTUAL	2015-2016 ACTUAL	2016-2017 RECOMMENDED	2016-2017 ADOPTED BY BOARD OF SUPERVISORS
REVENUES				
REVENUE FROM USE OF MONEY AND PROPERTY	75	148	110	110
CHARGES FOR SERVICES	4,088	4,480	5,188	5,188
TOTAL REVENUES	**4,163**	**4,628**	**5,298**	**5,298**
EXPENDITURES/APPROPRIATIONS				
SERVICES AND SUPPLIES	1,058	1,174	5,300	5,300
CAPITAL ASSETS-EQUIPMENT			3,000	3,000
COST REIMBURSEMENTS		(38)		
TOTAL EXPENDITURES/APPROPRIATIONS	**1,058**	**1,136**	**8,300**	**8,300**
NET COST	**(3,105)**	**(3,492)**	**3,002**	**3,002**

COUNTY OF SAN JOAQUIN
SCHEDULE 15
SPECIAL DISTRICTS AND OTHER AGENCIES
DETAIL OF FINANCING SOURCES AND FINANCING USES
FISCAL YEAR 2016-2017

SERVICES FLOOD CONTROL
DISTRICT NAME SAN JOAQUIN CO FLOOD CONTROL
FUND 21101

DETAIL BY REVENUE CATEGORY AND EXPENDITURE OBJECT	2014-2015 ACTUAL	2015-2016 ACTUAL	2016-2017 RECOMMENDED	2016-2017 ADOPTED BY BOARD OF SUPERVISORS
REVENUES				
TAXES	912,752	977,378	954,391	954,391
REVENUE FROM USE OF MONEY AND PROPERTY	4,253	6,771	5,720	5,720
INTERGOVERNMENTAL REVENUES-STATE	53,310	116,273	576,150	576,150
INTERGOVERNMENTAL REVENUES-OTHER	29,382	31,048	781,047	781,047
MISCELLANEOUS REVENUES	45	55	150	150
CHARGES FOR SERVICES	31,989	29,243	35,000	35,000
TOTAL REVENUES	**1,031,732**	**1,160,767**	**2,352,458**	**2,352,458**
EXPENDITURES/APPROPRIATIONS				
SERVICES AND SUPPLIES	1,186,949	1,215,681	2,614,803	2,614,803
OTHER CHARGES	439	439	460	460
CAPITAL ASSETS-EQUIPMENT			95,000	95,000
COST REIMBURSEMENTS	(42)			
TRANSFERS OUT		50,084	50,000	50,000
TOTAL EXPENDITURES/APPROPRIATIONS	**1,187,346**	**1,266,204**	**2,760,263**	**2,760,263**
NET COST	**155,614**	**105,437**	**407,805**	**407,805**

COUNTY OF SAN JOAQUIN
SCHEDULE 15
SPECIAL DISTRICTS AND OTHER AGENCIES
DETAIL OF FINANCING SOURCES AND FINANCING USES
FISCAL YEAR 2016-2017

SERVICES FLOOD CONTROL
DISTRICT NAME S J CO FLOOD CONTROL-ZONE 9
FUND 21113

DETAIL BY REVENUE CATEGORY AND EXPENDITURE OBJECT	2014-2015 ACTUAL	2015-2016 ACTUAL	2016-2017 RECOMMENDED	2016-2017 ADOPTED BY BOARD OF SUPERVISORS
REVENUES				
TAXES	712,912	756,494	715,097	715,097
REVENUE FROM USE OF MONEY AND PROPERTY	3,479	3,898	4,000	4,000
INTERGOVERNMENTAL REVENUES-STATE	7,314	7,105		
INTERGOVERNMENTAL REVENUES-OTHER	10,853	14,414		
MISCELLANEOUS REVENUES	2,844	2,537	20,000	20,000
CHARGES FOR SERVICES	2,421,552	2,451,837	2,567,226	2,567,226
TRANSFERS IN	80,000	24,827		
TOTAL REVENUES	**3,238,954**	**3,261,113**	**3,306,323**	**3,306,323**
EXPENDITURES/APPROPRIATIONS				
SERVICES AND SUPPLIES	3,688,190	3,140,196	3,438,126	3,438,126
CAPITAL ASSETS-EQUIPMENT	82,897	5,582		
COST REIMBURSEMENTS	(55,660)	(63,424)	(57,000)	(57,000)
TOTAL EXPENDITURES/APPROPRIATIONS	**3,715,427**	**3,082,354**	**3,381,126**	**3,381,126**
NET COST	**476,474**	**(178,759)**	**74,803**	**74,803**

COUNTY OF SAN JOAQUIN
SCHEDULE 15
SPECIAL DISTRICTS AND OTHER AGENCIES
DETAIL OF FINANCING SOURCES AND FINANCING USES
FISCAL YEAR 2016-2017

SERVICES FLOOD CONTROL
DISTRICT NAME S J CO FLOOD CONTROL-ZONE 10
FUND 21114

DETAIL BY REVENUE CATEGORY AND EXPENDITURE OBJECT	2014-2015 ACTUAL	2015-2016 ACTUAL	2016-2017 RECOMMENDED	2016-2017 ADOPTED BY BOARD OF SUPERVISORS
REVENUES				
REVENUE FROM USE OF MONEY AND PROPERTY	492	922	900	900
CHARGES FOR SERVICES	13,195	13,887	13,000	13,000
TOTAL REVENUES	**13,687**	**14,809**	**13,900**	**13,900**
EXPENDITURES/APPROPRIATIONS				
SERVICES AND SUPPLIES	132	139	221,292	221,292
TOTAL EXPENDITURES/APPROPRIATIONS	**132**	**139**	**221,292**	**221,292**
NET COST	**(13,555)**	**(14,670)**	**207,392**	**207,392**

COUNTY OF SAN JOAQUIN
SCHEDULE 15
SPECIAL DISTRICTS AND OTHER AGENCIES
DETAIL OF FINANCING SOURCES AND FINANCING USES
FISCAL YEAR 2016-2017

SERVICES FLOOD CONTROL
DISTRICT NAME S J CO FLOOD CNTRL-ASSESSMENT
FUND 21116

DETAIL BY REVENUE CATEGORY AND EXPENDITURE OBJECT	2014-2015 ACTUAL	2015-2016 ACTUAL	2016-2017 RECOMMENDED	2016-2017 ADOPTED BY BOARD OF SUPERVISORS
REVENUES				
REVENUE FROM USE OF MONEY AND PROPERTY	43	66		
CHARGES FOR SERVICES	543,594	516,126	975,000	975,000
TOTAL REVENUES	**543,637**	**516,192**	**975,000**	**975,000**
EXPENDITURES/APPROPRIATIONS				
SERVICES AND SUPPLIES	498,253	477,254	975,000	975,000
TOTAL EXPENDITURES/APPROPRIATIONS	**498,253**	**477,254**	**975,000**	**975,000**
NET COST	**(45,383)**	**(38,938)**		

COUNTY OF SAN JOAQUIN
SCHEDULE 15
SPECIAL DISTRICTS AND OTHER AGENCIES
DETAIL OF FINANCING SOURCES AND FINANCING USES
FISCAL YEAR 2016-2017

SERVICES FLOOD CONTROL
DISTRICT NAME S J CO FLOOD CTRL-WTR INVESTG
FUND 21168

DETAIL BY REVENUE CATEGORY AND EXPENDITURE OBJECT	2014-2015 ACTUAL	2015-2016 ACTUAL	2016-2017 RECOMMENDED	2016-2017 ADOPTED BY BOARD OF SUPERVISORS
REVENUES				
TAXES	(11)	18		
REVENUE FROM USE OF MONEY AND PROPERTY	7,820	11,181	6,000	6,000
INTERGOVERNMENTAL REVENUES-STATE	19,182	2,850	249,950	249,950
MISCELLANEOUS REVENUES	114,476	208,933		
CHARGES FOR SERVICES	1,151,757	1,128,924	1,287,500	1,287,500
TOTAL REVENUES	**1,293,225**	**1,351,907**	**1,543,450**	**1,543,450**
EXPENDITURES/APPROPRIATIONS				
SERVICES AND SUPPLIES	1,279,542	1,786,831	1,875,056	1,875,056
TRANSFERS OUT	500,000	250,000	250,000	250,000
TOTAL EXPENDITURES/APPROPRIATIONS	**1,779,542**	**2,036,831**	**2,125,056**	**2,125,056**
NET COST	**486,317**	**684,924**	**581,606**	**581,606**

COUNTY OF SAN JOAQUIN
SCHEDULE 15
SPECIAL DISTRICTS AND OTHER AGENCIES
DETAIL OF FINANCING SOURCES AND FINANCING USES
FISCAL YEAR 2016-2017

SERVICES FLOOD CONTROL
DISTRICT NAME MOKELUMNE RVR WATER & PWR AUTH
FUND 21201

DETAIL BY REVENUE CATEGORY AND EXPENDITURE OBJECT	2014-2015 ACTUAL	2015-2016 ACTUAL	2016-2017 RECOMMENDED	2016-2017 ADOPTED BY BOARD OF SUPERVISORS
REVENUES				
REVENUE FROM USE OF MONEY AND PROPERTY	1,291	3,137	1,266	1,266
TRANSFERS IN	400,000	100,000	100,000	100,000
TOTAL REVENUES	**401,291**	**103,137**	**101,266**	**101,266**
EXPENDITURES/APPROPRIATIONS				
SERVICES AND SUPPLIES	160,645	76,936	692,814	692,814
TOTAL EXPENDITURES/APPROPRIATIONS	**160,645**	**76,936**	**692,814**	**692,814**
NET COST	**(240,646)**	**(26,201)**	**591,548**	**591,548**

COUNTY OF SAN JOAQUIN
SCHEDULE 15
SPECIAL DISTRICTS AND OTHER AGENCIES
DETAIL OF FINANCING SOURCES AND FINANCING USES
FISCAL YEAR 2016-2017

SERVICES FLOOD CONTROL
DISTRICT NAME FLOOD CONTROL-ZONE 9-CAP OTLY
FUND 21191

DETAIL BY REVENUE CATEGORY AND EXPENDITURE OBJECT	2014-2015 ACTUAL	2015-2016 ACTUAL	2016-2017 RECOMMENDED	2016-2017 ADOPTED BY BOARD OF SUPERVISORS
EXPENDITURES/APPROPRIATIONS				
TRANSFERS OUT	80,000	120,000		
TOTAL EXPENDITURES/APPROPRIATIONS	**80,000**	**120,000**		
NET COST	**80,000**	**120,000**		

COUNTY OF SAN JOAQUIN
SCHEDULE 15
SPECIAL DISTRICTS AND OTHER AGENCIES
DETAIL OF FINANCING SOURCES AND FINANCING USES
FISCAL YEAR 2016-2017

SERVICES LIGHTING DISTRICTS
DISTRICT NAME ASH STREET LIGHTING MAINT GEN
FUND 22001

DETAIL BY REVENUE CATEGORY AND EXPENDITURE OBJECT	2014-2015 ACTUAL	2015-2016 ACTUAL	2016-2017 RECOMMENDED	2016-2017 ADOPTED BY BOARD OF SUPERVISORS
REVENUES				
TAXES	19,435	21,764	23,385	23,385
REVENUE FROM USE OF MONEY AND PROPERTY	384	726	650	650
INTERGOVERNMENTAL REVENUES-STATE	202	209	250	250
CHARGES FOR SERVICES	13,211	14,714	16,074	16,074
TOTAL REVENUES	**33,232**	**37,413**	**40,359**	**40,359**
EXPENDITURES/APPROPRIATIONS				
SERVICES AND SUPPLIES	23,000	25,523	25,799	25,799
CAPITAL ASSETS-EQUIPMENT		1,124	55,000	55,000
TOTAL EXPENDITURES/APPROPRIATIONS	**23,000**	**26,648**	**80,799**	**80,799**
NET COST	**(10,232)**	**(10,765)**	**40,440**	**40,440**

COUNTY OF SAN JOAQUIN
SCHEDULE 15
SPECIAL DISTRICTS AND OTHER AGENCIES
DETAIL OF FINANCING SOURCES AND FINANCING USES
FISCAL YEAR 2016-2017

SERVICES LIGHTING DISTRICTS
DISTRICT NAME BOGGS TRACT LIGHTING MAINT
FUND 22002

DETAIL BY REVENUE CATEGORY AND EXPENDITURE OBJECT	2014-2015 ACTUAL	2015-2016 ACTUAL	2016-2017 RECOMMENDED	2016-2017 ADOPTED BY BOARD OF SUPERVISORS
REVENUES				
TAXES	1,204	1,359	1,394	1,394
REVENUE FROM USE OF MONEY AND PROPERTY	102	192	170	170
INTERGOVERNMENTAL REVENUES-STATE	12	13	15	15
MISCELLANEOUS REVENUES	189			
CHARGES FOR SERVICES	6,646	7,264	8,550	8,550
TOTAL REVENUES	**8,153**	**8,828**	**10,129**	**10,129**
EXPENDITURES/APPROPRIATIONS				
SERVICES AND SUPPLIES	5,288	5,910	6,784	6,784
CAPITAL ASSETS-EQUIPMENT		10,936	13,000	13,000
TOTAL EXPENDITURES/APPROPRIATIONS	**5,288**	**16,846**	**19,784**	**19,784**
NET COST	**(2,865)**	**8,018**	**9,655**	**9,655**

COUNTY OF SAN JOAQUIN
SCHEDULE 15
SPECIAL DISTRICTS AND OTHER AGENCIES
DETAIL OF FINANCING SOURCES AND FINANCING USES
FISCAL YEAR 2016-2017

SERVICES LIGHTING DISTRICTS
DISTRICT NAME BURKETT GARDEN ACRES LIGHTING
FUND 22003

DETAIL BY REVENUE CATEGORY AND EXPENDITURE OBJECT	2014-2015 ACTUAL	2015-2016 ACTUAL	2016-2017 RECOMMENDED	2016-2017 ADOPTED BY BOARD OF SUPERVISORS
REVENUES				
TAXES	10,352	11,228	11,765	11,765
REVENUE FROM USE OF MONEY AND PROPERTY	38	74	65	65
INTERGOVERNMENTAL REVENUES-STATE	108	109	150	150
CHARGES FOR SERVICES	5,980	5,985	5,980	5,980
TOTAL REVENUES	**16,478**	**17,395**	**17,960**	**17,960**
EXPENDITURES/APPROPRIATIONS				
SERVICES AND SUPPLIES	15,907	16,849	17,258	17,258
TOTAL EXPENDITURES/APPROPRIATIONS	**15,907**	**16,849**	**17,258**	**17,258**
NET COST	**(571)**	**(547)**	**(702)**	**(702)**

COUNTY OF SAN JOAQUIN
SCHEDULE 15
SPECIAL DISTRICTS AND OTHER AGENCIES
DETAIL OF FINANCING SOURCES AND FINANCING USES
FISCAL YEAR 2016-2017

SERVICES LIGHTING DISTRICTS
DISTRICT NAME BURKETT GARDENS LIGHTING MAINT
FUND 22004

DETAIL BY REVENUE CATEGORY AND EXPENDITURE OBJECT	2014-2015 ACTUAL	2015-2016 ACTUAL	2016-2017 RECOMMENDED	2016-2017 ADOPTED BY BOARD OF SUPERVISORS
REVENUES				
TAXES	21,694	23,419	24,111	24,111
REVENUE FROM USE OF MONEY AND PROPERTY	18	26	25	25
INTERGOVERNMENTAL REVENUES-STATE	226	225	230	230
CHARGES FOR SERVICES	14,836	14,572	14,520	14,520
TOTAL REVENUES	**36,775**	**38,242**	**38,886**	**38,886**
EXPENDITURES/APPROPRIATIONS				
SERVICES AND SUPPLIES	41,007	42,500	38,168	38,168
CAPITAL ASSETS-EQUIPMENT			2,000	2,000
TOTAL EXPENDITURES/APPROPRIATIONS	**41,007**	**42,500**	**40,168**	**40,168**
NET COST	**4,232**	**4,257**	**1,282**	**1,282**

COUNTY OF SAN JOAQUIN
SCHEDULE 15
SPECIAL DISTRICTS AND OTHER AGENCIES
DETAIL OF FINANCING SOURCES AND FINANCING USES
FISCAL YEAR 2016-2017

SERVICES LIGHTING DISTRICTS
DISTRICT NAME EASTVIEW LIGHTING MAINTENANCE
FUND 22005

DETAIL BY REVENUE CATEGORY AND EXPENDITURE OBJECT	2014-2015 ACTUAL	2015-2016 ACTUAL	2016-2017 RECOMMENDED	2016-2017 ADOPTED BY BOARD OF SUPERVISORS
REVENUES				
TAXES	4,369	4,988	5,334	5,334
REVENUE FROM USE OF MONEY AND PROPERTY	57	104	90	90
INTERGOVERNMENTAL REVENUES-STATE	46	48	55	55
CHARGES FOR SERVICES	4,734	5,040	5,040	5,040
TOTAL REVENUES	**9,206**	**10,181**	**10,519**	**10,519**
EXPENDITURES/APPROPRIATIONS				
SERVICES AND SUPPLIES	8,843	9,509	9,890	9,890
CAPITAL ASSETS-EQUIPMENT			5,000	5,000
TOTAL EXPENDITURES/APPROPRIATIONS	**8,843**	**9,509**	**14,890**	**14,890**
NET COST	**(364)**	**(672)**	**4,371**	**4,371**

COUNTY OF SAN JOAQUIN
SCHEDULE 15
SPECIAL DISTRICTS AND OTHER AGENCIES
DETAIL OF FINANCING SOURCES AND FINANCING USES
FISCAL YEAR 2016-2017

SERVICES LIGHTING DISTRICTS
DISTRICT NAME ELKHORN LIGHTING MAINTENANCE
FUND 22006

DETAIL BY REVENUE CATEGORY AND EXPENDITURE OBJECT	2014-2015 ACTUAL	2015-2016 ACTUAL	2016-2017 RECOMMENDED	2016-2017 ADOPTED BY BOARD OF SUPERVISORS
REVENUES				
TAXES	2,753	3,183	3,215	3,215
REVENUE FROM USE OF MONEY AND PROPERTY	31	51	47	47
INTERGOVERNMENTAL REVENUES-STATE	28	30	35	35
CHARGES FOR SERVICES	1,184	1,184	1,184	1,184
TOTAL REVENUES	**3,996**	**4,448**	**4,481**	**4,481**
EXPENDITURES/APPROPRIATIONS				
SERVICES AND SUPPLIES	4,988	5,347	5,551	5,551
CAPITAL ASSETS-EQUIPMENT			3,900	3,900
TOTAL EXPENDITURES/APPROPRIATIONS	**4,988**	**5,347**	**9,451**	**9,451**
NET COST	**991**	**899**	**4,970**	**4,970**

COUNTY OF SAN JOAQUIN
SCHEDULE 15
SPECIAL DISTRICTS AND OTHER AGENCIES
DETAIL OF FINANCING SOURCES AND FINANCING USES
FISCAL YEAR 2016-2017

SERVICES LIGHTING DISTRICTS
DISTRICT NAME FARMINGTON LIGHTING MAINT
FUND 22007

DETAIL BY REVENUE CATEGORY AND EXPENDITURE OBJECT	2014-2015 ACTUAL	2015-2016 ACTUAL	2016-2017 RECOMMENDED	2016-2017 ADOPTED BY BOARD OF SUPERVISORS
REVENUES				
TAXES	1,767	1,903	2,123	2,123
REVENUE FROM USE OF MONEY AND PROPERTY	11	21	20	20
INTERGOVERNMENTAL REVENUES-STATE	17	17	20	20
CHARGES FOR SERVICES	516	444	528	528
TOTAL REVENUES	**2,312**	**2,385**	**2,691**	**2,691**
EXPENDITURES/APPROPRIATIONS				
SERVICES AND SUPPLIES	2,377	2,463	2,701	2,701
CAPITAL ASSETS-EQUIPMENT			1,800	1,800
TOTAL EXPENDITURES/APPROPRIATIONS	**2,377**	**2,463**	**4,501**	**4,501**
NET COST	**65**	**78**	**1,810**	**1,810**

COUNTY OF SAN JOAQUIN
SCHEDULE 15
SPECIAL DISTRICTS AND OTHER AGENCIES
DETAIL OF FINANCING SOURCES AND FINANCING USES
FISCAL YEAR 2016-2017

SERVICES LIGHTING DISTRICTS
DISTRICT NAME LINDEN LIGHTING
FUND 22008

DETAIL BY REVENUE CATEGORY AND EXPENDITURE OBJECT	2014-2015 ACTUAL	2015-2016 ACTUAL	2016-2017 RECOMMENDED	2016-2017 ADOPTED BY BOARD OF SUPERVISORS
REVENUES				
TAXES	2,624	2,756	2,935	2,935
REVENUE FROM USE OF MONEY AND PROPERTY	151	293	280	280
INTERGOVERNMENTAL REVENUES-STATE	27	26	30	30
CHARGES FOR SERVICES	22,300	22,160	24,200	24,200
TOTAL REVENUES	**25,102**	**25,235**	**27,445**	**27,445**
EXPENDITURES/APPROPRIATIONS				
SERVICES AND SUPPLIES	20,086	21,583	21,496	21,496
CAPITAL ASSETS-EQUIPMENT			18,000	18,000
TOTAL EXPENDITURES/APPROPRIATIONS	**20,086**	**21,583**	**39,496**	**39,496**
NET COST	**(5,016)**	**(3,652)**	**12,051**	**12,051**

COUNTY OF SAN JOAQUIN
SCHEDULE 15
SPECIAL DISTRICTS AND OTHER AGENCIES
DETAIL OF FINANCING SOURCES AND FINANCING USES
FISCAL YEAR 2016-2017

SERVICES LIGHTING DISTRICTS
DISTRICT NAME LOCKEFORD LIGHTING
FUND 22009

DETAIL BY REVENUE CATEGORY AND EXPENDITURE OBJECT	2014-2015 ACTUAL	2015-2016 ACTUAL	2016-2017 RECOMMENDED	2016-2017 ADOPTED BY BOARD OF SUPERVISORS
REVENUES				
TAXES	7,233	8,124	8,543	8,543
REVENUE FROM USE OF MONEY AND PROPERTY	170	310	270	270
INTERGOVERNMENTAL REVENUES-STATE	74	77	80	80
CHARGES FOR SERVICES	9,126	9,432	9,702	9,702
TOTAL REVENUES	**16,603**	**17,943**	**18,595**	**18,595**
EXPENDITURES/APPROPRIATIONS				
SERVICES AND SUPPLIES	14,501	16,134	17,099	17,099
CAPITAL ASSETS-EQUIPMENT			15,000	15,000
TOTAL EXPENDITURES/APPROPRIATIONS	**14,501**	**16,134**	**32,099**	**32,099**
NET COST	**(2,102)**	**(1,809)**	**13,504**	**13,504**

COUNTY OF SAN JOAQUIN
SCHEDULE 15
SPECIAL DISTRICTS AND OTHER AGENCIES
DETAIL OF FINANCING SOURCES AND FINANCING USES
FISCAL YEAR 2016-2017

SERVICES LIGHTING DISTRICTS
DISTRICT NAME MARIPOSA HEIGHTS LIGHTING MAIN
FUND 22010

DETAIL BY REVENUE CATEGORY AND EXPENDITURE OBJECT	2014-2015 ACTUAL	2015-2016 ACTUAL	2016-2017 RECOMMENDED	2016-2017 ADOPTED BY BOARD OF SUPERVISORS
REVENUES				
TAXES	784	828	862	862
REVENUE FROM USE OF MONEY AND PROPERTY	51	97	85	85
INTERGOVERNMENTAL REVENUES-STATE	8	8	10	10
CHARGES FOR SERVICES	2,300	2,300	2,300	2,300
TOTAL REVENUES	**3,143**	**3,233**	**3,257**	**3,257**
EXPENDITURES/APPROPRIATIONS				
SERVICES AND SUPPLIES	1,888	2,102	2,221	2,221
CAPITAL ASSETS-EQUIPMENT			2,000	2,000
TOTAL EXPENDITURES/APPROPRIATIONS	**1,888**	**2,102**	**4,221**	**4,221**
NET COST	**(1,254)**	**(1,131)**	**964**	**964**

COUNTY OF SAN JOAQUIN
SCHEDULE 15
SPECIAL DISTRICTS AND OTHER AGENCIES
DETAIL OF FINANCING SOURCES AND FINANCING USES
FISCAL YEAR 2016-2017

SERVICES LIGHTING DISTRICTS
DISTRICT NAME MISSION VILLAGE LIGHTING MAINT
FUND 22011

DETAIL BY REVENUE CATEGORY AND EXPENDITURE OBJECT	2014-2015 ACTUAL	2015-2016 ACTUAL	2016-2017 RECOMMENDED	2016-2017 ADOPTED BY BOARD OF SUPERVISORS
REVENUES				
TAXES	535	589	644	644
REVENUE FROM USE OF MONEY AND PROPERTY	37	68	58	58
INTERGOVERNMENTAL REVENUES-STATE	6	6	6	6
CHARGES FOR SERVICES	2,492	2,492	2,492	2,492
TOTAL REVENUES	**3,070**	**3,155**	**3,200**	**3,200**
EXPENDITURES/APPROPRIATIONS				
SERVICES AND SUPPLIES	2,527	3,814	3,543	3,543
CAPITAL ASSETS-EQUIPMENT			2,000	2,000
TOTAL EXPENDITURES/APPROPRIATIONS	**2,527**	**3,814**	**5,543**	**5,543**
NET COST	**(542)**	**659**	**2,343**	**2,343**

COUNTY OF SAN JOAQUIN
SCHEDULE 15
SPECIAL DISTRICTS AND OTHER AGENCIES
DETAIL OF FINANCING SOURCES AND FINANCING USES
FISCAL YEAR 2016-2017

SERVICES LIGHTING DISTRICTS
DISTRICT NAME MORADA ESTATES LIGHTING MAINT
FUND 22012

DETAIL BY REVENUE CATEGORY AND EXPENDITURE OBJECT	2014-2015 ACTUAL	2015-2016 ACTUAL	2016-2017 RECOMMENDED	2016-2017 ADOPTED BY BOARD OF SUPERVISORS
REVENUES				
TAXES	1,727	1,842	1,873	1,873
REVENUE FROM USE OF MONEY AND PROPERTY	32	61	55	55
INTERGOVERNMENTAL REVENUES-STATE	18	18	22	22
CHARGES FOR SERVICES	2,982	2,982	2,982	2,982
TOTAL REVENUES	**4,760**	**4,903**	**4,932**	**4,932**
EXPENDITURES/APPROPRIATIONS				
SERVICES AND SUPPLIES	4,503	4,997	5,707	5,707
CAPITAL ASSETS-EQUIPMENT			3,350	3,350
TOTAL EXPENDITURES/APPROPRIATIONS	**4,503**	**4,997**	**9,057**	**9,057**
NET COST	**(256)**	**94**	**4,125**	**4,125**

COUNTY OF SAN JOAQUIN
SCHEDULE 15
SPECIAL DISTRICTS AND OTHER AGENCIES
DETAIL OF FINANCING SOURCES AND FINANCING USES
FISCAL YEAR 2016-2017

SERVICES LIGHTING DISTRICTS
DISTRICT NAME MORADA MANOR LIGHTING MAINT
FUND 22013

DETAIL BY REVENUE CATEGORY AND EXPENDITURE OBJECT	2014-2015 ACTUAL	2015-2016 ACTUAL	2016-2017 RECOMMENDED	2016-2017 ADOPTED BY BOARD OF SUPERVISORS
REVENUES				
TAXES	852	890	1,012	1,012
REVENUE FROM USE OF MONEY AND PROPERTY	25	44	38	38
INTERGOVERNMENTAL REVENUES-STATE	9	9	10	10
CHARGES FOR SERVICES	980	980	980	980
TOTAL REVENUES	**1,866**	**1,923**	**2,040**	**2,040**
EXPENDITURES/APPROPRIATIONS				
SERVICES AND SUPPLIES	1,590	1,731	2,524	2,524
CAPITAL ASSETS-EQUIPMENT			3,000	3,000
TOTAL EXPENDITURES/APPROPRIATIONS	**1,590**	**1,731**	**5,524**	**5,524**
NET COST	**(276)**	**(192)**	**3,484**	**3,484**

COUNTY OF SAN JOAQUIN
SCHEDULE 15
SPECIAL DISTRICTS AND OTHER AGENCIES
DETAIL OF FINANCING SOURCES AND FINANCING USES
FISCAL YEAR 2016-2017

SERVICES LIGHTING DISTRICTS
DISTRICT NAME NORTH OAKS LIGHTING MAINT
FUND 22014

DETAIL BY REVENUE CATEGORY AND EXPENDITURE OBJECT	2014-2015 ACTUAL	2015-2016 ACTUAL	2016-2017 RECOMMENDED	2016-2017 ADOPTED BY BOARD OF SUPERVISORS
REVENUES				
TAXES	840	927	1,112	1,112
REVENUE FROM USE OF MONEY AND PROPERTY	60	111	100	100
INTERGOVERNMENTAL REVENUES-STATE	9	9	10	10
CHARGES FOR SERVICES	4,245	4,597	4,840	4,840
TOTAL REVENUES	**5,153**	**5,644**	**6,062**	**6,062**
EXPENDITURES/APPROPRIATIONS				
SERVICES AND SUPPLIES	3,232	3,428	4,545	4,545
CAPITAL ASSETS-EQUIPMENT		17,271		
TOTAL EXPENDITURES/APPROPRIATIONS	**3,232**	**20,699**	**4,545**	**4,545**
NET COST	**(1,921)**	**15,055**	**(1,517)**	**(1,517)**

COUNTY OF SAN JOAQUIN
SCHEDULE 15
SPECIAL DISTRICTS AND OTHER AGENCIES
DETAIL OF FINANCING SOURCES AND FINANCING USES
FISCAL YEAR 2016-2017

SERVICES LIGHTING DISTRICTS
DISTRICT NAME NO WILSON WAY LIGHTING MAINT
FUND 22015

DETAIL BY REVENUE CATEGORY AND EXPENDITURE OBJECT	2014-2015 ACTUAL	2015-2016 ACTUAL	2016-2017 RECOMMENDED	2016-2017 ADOPTED BY BOARD OF SUPERVISORS
REVENUES				
TAXES	6,110	6,177	6,728	6,728
REVENUE FROM USE OF MONEY AND PROPERTY	131	230	190	190
INTERGOVERNMENTAL REVENUES-STATE	63	59	100	100
CHARGES FOR SERVICES	4,610	4,615	4,620	4,620
TOTAL REVENUES	**10,914**	**11,082**	**11,638**	**11,638**
EXPENDITURES/APPROPRIATIONS				
SERVICES AND SUPPLIES	11,293	10,232	11,716	11,716
TOTAL EXPENDITURES/APPROPRIATIONS	**11,293**	**10,232**	**11,716**	**11,716**
NET COST	**379**	**(849)**	**78**	**78**

COUNTY OF SAN JOAQUIN
SCHEDULE 15
SPECIAL DISTRICTS AND OTHER AGENCIES
DETAIL OF FINANCING SOURCES AND FINANCING USES
FISCAL YEAR 2016-2017

SERVICES LIGHTING DISTRICTS
DISTRICT NAME NE STOCKTON LIGHTING MAINT
FUND 22016

DETAIL BY REVENUE CATEGORY AND EXPENDITURE OBJECT	2014-2015 ACTUAL	2015-2016 ACTUAL	2016-2017 RECOMMENDED	2016-2017 ADOPTED BY BOARD OF SUPERVISORS
REVENUES				
TAXES	20,187	21,460	22,484	22,484
REVENUE FROM USE OF MONEY AND PROPERTY	127	236	200	200
INTERGOVERNMENTAL REVENUES-STATE	210	206	220	220
CHARGES FOR SERVICES	24,224	24,520	24,672	24,672
TOTAL REVENUES	**44,748**	**46,422**	**47,576**	**47,576**
EXPENDITURES/APPROPRIATIONS				
SERVICES AND SUPPLIES	42,792	46,258	44,021	44,021
TOTAL EXPENDITURES/APPROPRIATIONS	**42,792**	**46,258**	**44,021**	**44,021**
NET COST	**(1,956)**	**(163)**	**(3,555)**	**(3,555)**

COUNTY OF SAN JOAQUIN
SCHEDULE 15
SPECIAL DISTRICTS AND OTHER AGENCIES
DETAIL OF FINANCING SOURCES AND FINANCING USES
FISCAL YEAR 2016-2017

SERVICES LIGHTING DISTRICTS
DISTRICT NAME ORO STREET LIGHTING MAINT
FUND 22017

DETAIL BY REVENUE CATEGORY AND EXPENDITURE OBJECT	2014-2015 ACTUAL	2015-2016 ACTUAL	2016-2017 RECOMMENDED	2016-2017 ADOPTED BY BOARD OF SUPERVISORS
REVENUES				
TAXES	13,793	15,011	15,517	15,517
REVENUE FROM USE OF MONEY AND PROPERTY	278	330	300	300
INTERGOVERNMENTAL REVENUES-STATE	145	146	200	200
CHARGES FOR SERVICES	19,280	19,916	21,560	21,560
TOTAL REVENUES	**33,496**	**35,403**	**37,577**	**37,577**
EXPENDITURES/APPROPRIATIONS				
SERVICES AND SUPPLIES	27,537	28,196	9,101	9,101
CAPITAL ASSETS-EQUIPMENT	44,754	996	55,000	55,000
TOTAL EXPENDITURES/APPROPRIATIONS	**72,292**	**29,191**	**64,101**	**64,101**
NET COST	**38,796**	**(6,212)**	**26,524**	**26,524**

COUNTY OF SAN JOAQUIN
SCHEDULE 15
SPECIAL DISTRICTS AND OTHER AGENCIES
DETAIL OF FINANCING SOURCES AND FINANCING USES
FISCAL YEAR 2016-2017

SERVICES LIGHTING DISTRICTS
DISTRICT NAME PLYMOUTH VILLAGE LIGHTING MAIN
FUND 22018

DETAIL BY REVENUE CATEGORY AND EXPENDITURE OBJECT	2014-2015 ACTUAL	2015-2016 ACTUAL	2016-2017 RECOMMENDED	2016-2017 ADOPTED BY BOARD OF SUPERVISORS
REVENUES				
TAXES	10,357	11,158	11,766	11,766
REVENUE FROM USE OF MONEY AND PROPERTY	122	218	190	190
INTERGOVERNMENTAL REVENUES-STATE	108	108	100	100
CHARGES FOR SERVICES	11,219	11,219	11,219	11,219
TOTAL REVENUES	**21,806**	**22,703**	**23,275**	**23,275**
EXPENDITURES/APPROPRIATIONS				
SERVICES AND SUPPLIES	20,911	23,504	23,567	23,567
TOTAL EXPENDITURES/APPROPRIATIONS	**20,911**	**23,504**	**23,567**	**23,567**
NET COST	**(896)**	**801**	**292**	**292**

COUNTY OF SAN JOAQUIN
SCHEDULE 15
SPECIAL DISTRICTS AND OTHER AGENCIES
DETAIL OF FINANCING SOURCES AND FINANCING USES
FISCAL YEAR 2016-2017

SERVICES LIGHTING DISTRICTS
DISTRICT NAME RANCHO VILLAGE LIGHTING MAINT
FUND 22019

DETAIL BY REVENUE CATEGORY AND EXPENDITURE OBJECT	2014-2015 ACTUAL	2015-2016 ACTUAL	2016-2017 RECOMMENDED	2016-2017 ADOPTED BY BOARD OF SUPERVISORS
REVENUES				
TAXES	674	707	749	749
INTERGOVERNMENTAL REVENUES-STATE	7	7	7	7
CHARGES FOR SERVICES	120	120	120	120
TOTAL REVENUES	**801**	**834**	**876**	**876**
EXPENDITURES/APPROPRIATIONS				
SERVICES AND SUPPLIES	550	585	1,253	1,253
TOTAL EXPENDITURES/APPROPRIATIONS	**550**	**585**	**1,253**	**1,253**
NET COST	**(250)**	**(249)**	**377**	**377**

COUNTY OF SAN JOAQUIN
SCHEDULE 15
SPECIAL DISTRICTS AND OTHER AGENCIES
DETAIL OF FINANCING SOURCES AND FINANCING USES
FISCAL YEAR 2016-2017

SERVICES LIGHTING DISTRICTS
DISTRICT NAME SHASTA AVENUE LIGHTING MAINT
FUND 22021

DETAIL BY REVENUE CATEGORY AND EXPENDITURE OBJECT	2014-2015 ACTUAL	2015-2016 ACTUAL	2016-2017 RECOMMENDED	2016-2017 ADOPTED BY BOARD OF SUPERVISORS
REVENUES				
TAXES	4,571	4,793	5,323	5,323
REVENUE FROM USE OF MONEY AND PROPERTY	17	28	27	27
INTERGOVERNMENTAL REVENUES-STATE	48	46	50	50
CHARGES FOR SERVICES	1,626	1,629	1,626	1,626
TOTAL REVENUES	**6,262**	**6,497**	**7,026**	**7,026**
EXPENDITURES/APPROPRIATIONS				
SERVICES AND SUPPLIES	6,681	7,484	6,919	6,919
CAPITAL ASSETS-EQUIPMENT			2,987	2,987
TOTAL EXPENDITURES/APPROPRIATIONS	**6,681**	**7,484**	**9,906**	**9,906**
NET COST	**420**	**987**	**2,880**	**2,880**

COUNTY OF SAN JOAQUIN
SCHEDULE 15
SPECIAL DISTRICTS AND OTHER AGENCIES
DETAIL OF FINANCING SOURCES AND FINANCING USES
FISCAL YEAR 2016-2017

SERVICES LIGHTING DISTRICTS
DISTRICT NAME SHIPPEE-FR CP HOMESITES LIGHT
FUND 22022

DETAIL BY REVENUE CATEGORY AND EXPENDITURE OBJECT	2014-2015 ACTUAL	2015-2016 ACTUAL	2016-2017 RECOMMENDED	2016-2017 ADOPTED BY BOARD OF SUPERVISORS
REVENUES				
TAXES	1,702	1,822	2,124	2,124
REVENUE FROM USE OF MONEY AND PROPERTY	19	37	33	33
INTERGOVERNMENTAL REVENUES-STATE	18	18	20	20
CHARGES FOR SERVICES	330	330	330	330
TOTAL REVENUES	**2,069**	**2,207**	**2,507**	**2,507**
EXPENDITURES/APPROPRIATIONS				
SERVICES AND SUPPLIES	1,849	2,047	2,202	2,202
CAPITAL ASSETS-EQUIPMENT			2,900	2,900
TOTAL EXPENDITURES/APPROPRIATIONS	**1,849**	**2,047**	**5,102**	**5,102**
NET COST	**(220)**	**(160)**	**2,595**	**2,595**

COUNTY OF SAN JOAQUIN
SCHEDULE 15
SPECIAL DISTRICTS AND OTHER AGENCIES
DETAIL OF FINANCING SOURCES AND FINANCING USES
FISCAL YEAR 2016-2017

SERVICES LIGHTING DISTRICTS
DISTRICT NAME SILVA GARDENS LIGHTING MAINT
FUND 22023

DETAIL BY REVENUE CATEGORY AND EXPENDITURE OBJECT	2014-2015 ACTUAL	2015-2016 ACTUAL	2016-2017 RECOMMENDED	2016-2017 ADOPTED BY BOARD OF SUPERVISORS
REVENUES				
TAXES	1,270	1,311	1,387	1,387
REVENUE FROM USE OF MONEY AND PROPERTY	4	7	8	8
INTERGOVERNMENTAL REVENUES-STATE	13	12	10	10
CHARGES FOR SERVICES	360	360	368	368
TOTAL REVENUES	**1,647**	**1,690**	**1,773**	**1,773**
EXPENDITURES/APPROPRIATIONS				
SERVICES AND SUPPLIES	2,045	2,269	2,197	2,197
CAPITAL ASSETS-EQUIPMENT			700	700
TOTAL EXPENDITURES/APPROPRIATIONS	**2,045**	**2,269**	**2,897**	**2,897**
NET COST	**398**	**579**	**1,124**	**1,124**

COUNTY OF SAN JOAQUIN
SCHEDULE 15
SPECIAL DISTRICTS AND OTHER AGENCIES
DETAIL OF FINANCING SOURCES AND FINANCING USES
FISCAL YEAR 2016-2017

SERVICES LIGHTING DISTRICTS
DISTRICT NAME SOUTH FRENCH CAMP LGHTNG MAINT
FUND 22024

DETAIL BY REVENUE CATEGORY AND EXPENDITURE OBJECT	2014-2015 ACTUAL	2015-2016 ACTUAL	2016-2017 RECOMMENDED	2016-2017 ADOPTED BY BOARD OF SUPERVISORS
REVENUES				
TAXES	3,043	3,278	3,731	3,731
REVENUE FROM USE OF MONEY AND PROPERTY	36	69	58	58
INTERGOVERNMENTAL REVENUES-STATE	32	32	36	36
CHARGES FOR SERVICES	445	445	445	445
TOTAL REVENUES	**3,556**	**3,824**	**4,270**	**4,270**
EXPENDITURES/APPROPRIATIONS				
SERVICES AND SUPPLIES	2,736	3,046	2,964	2,964
CAPITAL ASSETS-EQUIPMENT			5,000	5,000
TOTAL EXPENDITURES/APPROPRIATIONS	**2,736**	**3,046**	**7,964**	**7,964**
NET COST	**(820)**	**(778)**	**3,694**	**3,694**

COUNTY OF SAN JOAQUIN
SCHEDULE 15
SPECIAL DISTRICTS AND OTHER AGENCIES
DETAIL OF FINANCING SOURCES AND FINANCING USES
FISCAL YEAR 2016-2017

SERVICES LIGHTING DISTRICTS
DISTRICT NAME SW STOCKTON LIGHTING MAINT
FUND 22025

DETAIL BY REVENUE CATEGORY AND EXPENDITURE OBJECT	2014-2015 ACTUAL	2015-2016 ACTUAL	2016-2017 RECOMMENDED	2016-2017 ADOPTED BY BOARD OF SUPERVISORS
REVENUES				
TAXES	7,519	8,095	8,534	8,534
REVENUE FROM USE OF MONEY AND PROPERTY	208	396	340	340
INTERGOVERNMENTAL REVENUES-STATE	77	76	85	85
CHARGES FOR SERVICES	10,346	11,413	12,236	12,236
TOTAL REVENUES	**18,149**	**19,980**	**21,195**	**21,195**
EXPENDITURES/APPROPRIATIONS				
SERVICES AND SUPPLIES	11,821	13,207	14,099	14,099
CAPITAL ASSETS-EQUIPMENT		692	35,000	35,000
TOTAL EXPENDITURES/APPROPRIATIONS	**11,821**	**13,899**	**49,099**	**49,099**
NET COST	**(6,328)**	**(6,081)**	**27,904**	**27,904**

COUNTY OF SAN JOAQUIN
SCHEDULE 15
SPECIAL DISTRICTS AND OTHER AGENCIES
DETAIL OF FINANCING SOURCES AND FINANCING USES
FISCAL YEAR 2016-2017

SERVICES LIGHTING DISTRICTS
DISTRICT NAME STOCKTON NO 5 LIGHTING MAINT
FUND 22026

DETAIL BY REVENUE CATEGORY AND EXPENDITURE OBJECT	2014-2015 ACTUAL	2015-2016 ACTUAL	2016-2017 RECOMMENDED	2016-2017 ADOPTED BY BOARD OF SUPERVISORS
REVENUES				
TAXES	527	581	639	639
REVENUE FROM USE OF MONEY AND PROPERTY	22	42	38	38
INTERGOVERNMENTAL REVENUES-STATE	5	6	10	10
CHARGES FOR SERVICES	1,545	1,545	1,545	1,545
TOTAL REVENUES	**2,099**	**2,174**	**2,232**	**2,232**
EXPENDITURES/APPROPRIATIONS				
SERVICES AND SUPPLIES	1,979	1,964	2,278	2,278
CAPITAL ASSETS-EQUIPMENT			1,511	1,511
TOTAL EXPENDITURES/APPROPRIATIONS	**1,979**	**1,964**	**3,789**	**3,789**
NET COST	**(120)**	**(210)**	**1,557**	**1,557**

COUNTY OF SAN JOAQUIN
SCHEDULE 15
SPECIAL DISTRICTS AND OTHER AGENCIES
DETAIL OF FINANCING SOURCES AND FINANCING USES
FISCAL YEAR 2016-2017

SERVICES LIGHTING DISTRICTS
DISTRICT NAME TUXEDO-COUNTRY CLUB LIGHTING
FUND 22027

DETAIL BY REVENUE CATEGORY AND EXPENDITURE OBJECT	2014-2015 ACTUAL	2015-2016 ACTUAL	2016-2017 RECOMMENDED	2016-2017 ADOPTED BY BOARD OF SUPERVISORS
REVENUES				
TAXES	7,193	7,782	8,522	8,522
REVENUE FROM USE OF MONEY AND PROPERTY	19	54	43	43
INTERGOVERNMENTAL REVENUES-STATE	75	75	100	100
CHARGES FOR SERVICES	11,674	12,039	12,407	12,407
TOTAL REVENUES	**18,961**	**19,950**	**21,072**	**21,072**
EXPENDITURES/APPROPRIATIONS				
SERVICES AND SUPPLIES	14,916	16,720	16,614	16,614
CAPITAL ASSETS-EQUIPMENT			7,000	7,000
TOTAL EXPENDITURES/APPROPRIATIONS	**14,916**	**16,720**	**23,614**	**23,614**
NET COST	**(4,045)**	**(3,230)**	**2,542**	**2,542**

COUNTY OF SAN JOAQUIN
SCHEDULE 15
SPECIAL DISTRICTS AND OTHER AGENCIES
DETAIL OF FINANCING SOURCES AND FINANCING USES
FISCAL YEAR 2016-2017

SERVICES LIGHTING DISTRICTS
DISTRICT NAME VICTOR LIGHTING
FUND 22028

DETAIL BY REVENUE CATEGORY AND EXPENDITURE OBJECT	2014-2015 ACTUAL	2015-2016 ACTUAL	2016-2017 RECOMMENDED	2016-2017 ADOPTED BY BOARD OF SUPERVISORS
REVENUES				
TAXES	1,494	1,686	1,864	1,864
REVENUE FROM USE OF MONEY AND PROPERTY		1	2	2
INTERGOVERNMENTAL REVENUES-STATE	15	16	19	19
CHARGES FOR SERVICES	2,985	3,044	3,248	3,248
TOTAL REVENUES	**4,494**	**4,746**	**5,133**	**5,133**
EXPENDITURES/APPROPRIATIONS				
SERVICES AND SUPPLIES	3,602	3,998	3,936	3,936
CAPITAL ASSETS-EQUIPMENT			700	700
TOTAL EXPENDITURES/APPROPRIATIONS	**3,602**	**3,998**	**4,636**	**4,636**
NET COST	**(893)**	**(749)**	**(497)**	**(497)**

COUNTY OF SAN JOAQUIN
SCHEDULE 15
SPECIAL DISTRICTS AND OTHER AGENCIES
DETAIL OF FINANCING SOURCES AND FINANCING USES
FISCAL YEAR 2016-2017

SERVICES LIGHTING DISTRICTS
DISTRICT NAME WEST LANE LIGHTING MAINTENANCE
FUND 22029

DETAIL BY REVENUE CATEGORY AND EXPENDITURE OBJECT	2014-2015 ACTUAL	2015-2016 ACTUAL	2016-2017 RECOMMENDED	2016-2017 ADOPTED BY BOARD OF SUPERVISORS
REVENUES				
TAXES	1,916	2,128	2,342	2,342
REVENUE FROM USE OF MONEY AND PROPERTY	22	59	40	40
INTERGOVERNMENTAL REVENUES-STATE	20	21	20	20
CHARGES FOR SERVICES	3,912	3,980	4,099	4,099
TOTAL REVENUES	**5,871**	**6,187**	**6,501**	**6,501**
EXPENDITURES/APPROPRIATIONS				
SERVICES AND SUPPLIES	2,180	2,377	4,046	4,046
CAPITAL ASSETS-EQUIPMENT			6,821	6,821
TOTAL EXPENDITURES/APPROPRIATIONS	**2,180**	**2,377**	**10,867**	**10,867**
NET COST	**(3,690)**	**(3,810)**	**4,366**	**4,366**

COUNTY OF SAN JOAQUIN
SCHEDULE 15
SPECIAL DISTRICTS AND OTHER AGENCIES
DETAIL OF FINANCING SOURCES AND FINANCING USES
FISCAL YEAR 2016-2017

SERVICES LIGHTING DISTRICTS
DISTRICT NAME WOODBRIDGE LIGHTING
FUND 22030

DETAIL BY REVENUE CATEGORY AND EXPENDITURE OBJECT	2014-2015 ACTUAL	2015-2016 ACTUAL	2016-2017 RECOMMENDED	2016-2017 ADOPTED BY BOARD OF SUPERVISORS
REVENUES				
TAXES	7,566	8,176	8,554	8,554
REVENUE FROM USE OF MONEY AND PROPERTY	498	963	850	850
INTERGOVERNMENTAL REVENUES-STATE	79	79	100	100
CHARGES FOR SERVICES	58,725	60,533	61,480	61,480
TOTAL REVENUES	**66,869**	**69,751**	**70,984**	**70,984**
EXPENDITURES/APPROPRIATIONS				
SERVICES AND SUPPLIES	46,363	57,455	58,231	58,231
CAPITAL ASSETS-EQUIPMENT		891	60,000	60,000
TOTAL EXPENDITURES/APPROPRIATIONS	**46,363**	**58,346**	**118,231**	**118,231**
NET COST	**(20,506)**	**(11,405)**	**47,247**	**47,247**

COUNTY OF SAN JOAQUIN
SCHEDULE 15
SPECIAL DISTRICTS AND OTHER AGENCIES
DETAIL OF FINANCING SOURCES AND FINANCING USES
FISCAL YEAR 2016-2017

SERVICES LIGHTING DISTRICTS
DISTRICT NAME WEST STOCKTON LIGHTING MAINT
FUND 22031

DETAIL BY REVENUE CATEGORY AND EXPENDITURE OBJECT	2014-2015 ACTUAL	2015-2016 ACTUAL	2016-2017 RECOMMENDED	2016-2017 ADOPTED BY BOARD OF SUPERVISORS
REVENUES				
TAXES	26,347	28,347	29,923	29,923
REVENUE FROM USE OF MONEY AND PROPERTY	148	278	240	240
INTERGOVERNMENTAL REVENUES-STATE	276	274	300	300
CHARGES FOR SERVICES	22,848	23,464	23,492	23,492
TOTAL REVENUES	**49,619**	**52,363**	**53,955**	**53,955**
EXPENDITURES/APPROPRIATIONS				
SERVICES AND SUPPLIES	47,022	52,735	53,183	53,183
CAPITAL ASSETS-EQUIPMENT			9,000	9,000
TOTAL EXPENDITURES/APPROPRIATIONS	**47,022**	**52,735**	**62,183**	**62,183**
NET COST	**(2,597)**	**372**	**8,228**	**8,228**

COUNTY OF SAN JOAQUIN
SCHEDULE 15
SPECIAL DISTRICTS AND OTHER AGENCIES
DETAIL OF FINANCING SOURCES AND FINANCING USES
FISCAL YEAR 2016-2017

SERVICES MAINTENANCE DISTRICTS
DISTRICT NAME ACAMPO WATER MAINTENANCE-GEN
FUND 22101

DETAIL BY REVENUE CATEGORY AND EXPENDITURE OBJECT	2014-2015 ACTUAL	2015-2016 ACTUAL	2016-2017 RECOMMENDED	2016-2017 ADOPTED BY BOARD OF SUPERVISORS
REVENUES				
TAXES	4,049	4,297	4,185	4,185
REVENUE FROM USE OF MONEY AND PROPERTY	778	1,285	1,100	1,100
INTERGOVERNMENTAL REVENUES-STATE	43	42	43	43
CHARGES FOR SERVICES	33,450	33,272	33,718	33,718
TOTAL REVENUES	**38,320**	**38,896**	**39,046**	**39,046**
EXPENDITURES/APPROPRIATIONS				
SERVICES AND SUPPLIES	49,106	46,777	60,528	60,528
OTHER CHARGES	8	8	500	500
CAPITAL ASSETS-EQUIPMENT	1,993		73,000	73,000
TOTAL EXPENDITURES/APPROPRIATIONS	**51,107**	**46,785**	**134,028**	**134,028**
NET COST	**12,787**	**7,889**	**94,982**	**94,982**

COUNTY OF SAN JOAQUIN
SCHEDULE 15
SPECIAL DISTRICTS AND OTHER AGENCIES
DETAIL OF FINANCING SOURCES AND FINANCING USES
FISCAL YEAR 2016-2017

SERVICES MAINTENANCE DISTRICTS
DISTRICT NAME ALMOND PARK WATER MAINTENANCE
FUND 22201

DETAIL BY REVENUE CATEGORY AND EXPENDITURE OBJECT	2014-2015 ACTUAL	2015-2016 ACTUAL	2016-2017 RECOMMENDED	2016-2017 ADOPTED BY BOARD OF SUPERVISORS
REVENUES				
TAXES	2,031	2,118	2,097	2,097
REVENUE FROM USE OF MONEY AND PROPERTY	194	307	250	250
INTERGOVERNMENTAL REVENUES-STATE	21	21	23	23
CHARGES FOR SERVICES	14,940	14,940	14,940	14,940
TOTAL REVENUES	**17,187**	**17,386**	**17,310**	**17,310**
EXPENDITURES/APPROPRIATIONS				
SERVICES AND SUPPLIES	18,351	17,808	23,392	23,392
OTHER CHARGES	3,763	3,445	6,000	6,000
TOTAL EXPENDITURES/APPROPRIATIONS	**22,113**	**21,253**	**59,392**	**59,392**
NET COST	**4,926**	**3,868**	**42,082**	**42,082**

COUNTY OF SAN JOAQUIN
SCHEDULE 15
SPECIAL DISTRICTS AND OTHER AGENCIES
DETAIL OF FINANCING SOURCES AND FINANCING USES
FISCAL YEAR 2016-2017

SERVICES MAINTENANCE DISTRICTS
DISTRICT NAME ASHLEY DRAINAGE MAINTENANCE
FUND 22295

DETAIL BY REVENUE CATEGORY AND EXPENDITURE OBJECT	2014-2015 ACTUAL	2015-2016 ACTUAL	2016-2017 RECOMMENDED	2016-2017 ADOPTED BY BOARD OF SUPERVISORS
REVENUES				
TAXES	596	608	616	616
REVENUE FROM USE OF MONEY AND PROPERTY	17	36	25	25
INTERGOVERNMENTAL REVENUES-STATE	6	6	3	3
CHARGES FOR SERVICES	595	595	595	595
TOTAL REVENUES	**1,215**	**1,245**	**1,239**	**1,239**
EXPENDITURES/APPROPRIATIONS				
SERVICES AND SUPPLIES	29	28	1,756	1,756
CAPITAL ASSETS-EQUIPMENT			1,000	1,000
TOTAL EXPENDITURES/APPROPRIATIONS	**29**	**28**	**2,756**	**2,756**
NET COST	**(1,186)**	**(1,217)**	**1,517**	**1,517**

COUNTY OF SAN JOAQUIN
SCHEDULE 15
SPECIAL DISTRICTS AND OTHER AGENCIES
DETAIL OF FINANCING SOURCES AND FINANCING USES
FISCAL YEAR 2016-2017

SERVICES MAINTENANCE DISTRICTS
DISTRICT NAME BEAR CR TERRACE LIGHT & DRAIN
FUND 22401

DETAIL BY REVENUE CATEGORY AND EXPENDITURE OBJECT	2014-2015 ACTUAL	2015-2016 ACTUAL	2016-2017 RECOMMENDED	2016-2017 ADOPTED BY BOARD OF SUPERVISORS
REVENUES				
TAXES	12,972	14,061	13,981	13,981
REVENUE FROM USE OF MONEY AND PROPERTY	30	52	45	45
INTERGOVERNMENTAL REVENUES-STATE	137	137	135	135
CHARGES FOR SERVICES	1,278	1,278	1,284	1,284
TOTAL REVENUES	**14,417**	**15,528**	**15,445**	**15,445**
EXPENDITURES/APPROPRIATIONS				
SERVICES AND SUPPLIES	13,756	25,866	20,491	20,491
OTHER CHARGES	8	8	10	10
CAPITAL ASSETS-EQUIPMENT			2,000	2,000
COST REIMBURSEMENTS		(3,469)	(5,000)	(5,000)
TOTAL EXPENDITURES/APPROPRIATIONS	**13,765**	**22,406**	**17,501**	**17,501**
NET COST	**(653)**	**6,877**	**2,056**	**2,056**

COUNTY OF SAN JOAQUIN
SCHEDULE 15
SPECIAL DISTRICTS AND OTHER AGENCIES
DETAIL OF FINANCING SOURCES AND FINANCING USES
FISCAL YEAR 2016-2017

SERVICES MAINTENANCE DISTRICTS
DISTRICT NAME BOWLING GREEN ESTATE DRAIN MNT
FUND 22501

DETAIL BY REVENUE CATEGORY AND EXPENDITURE OBJECT	2014-2015 ACTUAL	2015-2016 ACTUAL	2016-2017 RECOMMENDED	2016-2017 ADOPTED BY BOARD OF SUPERVISORS
REVENUES				
TAXES	742	748	848	848
REVENUE FROM USE OF MONEY AND PROPERTY	9	2	15	15
INTERGOVERNMENTAL REVENUES-STATE	8	7	8	8
CHARGES FOR SERVICES	456	456	456	456
TOTAL REVENUES	**1,215**	**1,213**	**1,327**	**1,327**
EXPENDITURES/APPROPRIATIONS				
SERVICES AND SUPPLIES	3,959	1,973	4,516	4,516
CAPITAL ASSETS-EQUIPMENT			1,000	1,000
COST REIMBURSEMENTS		(1,092)	(1,710)	(1,710)
TOTAL EXPENDITURES/APPROPRIATIONS	**3,959**	**881**	**3,806**	**3,806**
NET COST	**2,745**	**(332)**	**2,479**	**2,479**

COUNTY OF SAN JOAQUIN
SCHEDULE 15
SPECIAL DISTRICTS AND OTHER AGENCIES
DETAIL OF FINANCING SOURCES AND FINANCING USES
FISCAL YEAR 2016-2017

SERVICES MAINTENANCE DISTRICTS
DISTRICT NAME C C VISTA LIGHT SEWER & DRAIN
FUND 22601

DETAIL BY REVENUE CATEGORY AND EXPENDITURE OBJECT	2014-2015 ACTUAL	2015-2016 ACTUAL	2016-2017 RECOMMENDED	2016-2017 ADOPTED BY BOARD OF SUPERVISORS
REVENUES				
TAXES	12,656	13,045	12,920	12,920
REVENUE FROM USE OF MONEY AND PROPERTY	952	1,707	1,200	1,200
INTERGOVERNMENTAL REVENUES-STATE	134	127	150	150
TOTAL REVENUES	**13,741**	**14,879**	**14,270**	**14,270**
EXPENDITURES/APPROPRIATIONS				
SERVICES AND SUPPLIES	3,050	2,280	5,290	5,290
CAPITAL ASSETS-EQUIPMENT			10,000	10,000
COST REIMBURSEMENTS			(1,500)	(1,500)
TOTAL EXPENDITURES/APPROPRIATIONS	**3,050**	**2,280**	**13,790**	**13,790**
NET COST	**(10,691)**	**(12,600)**	**(480)**	**(480)**

COUNTY OF SAN JOAQUIN
SCHEDULE 15
SPECIAL DISTRICTS AND OTHER AGENCIES
DETAIL OF FINANCING SOURCES AND FINANCING USES
FISCAL YEAR 2016-2017

SERVICES MAINTENANCE DISTRICTS
DISTRICT NAME COLONIAL HGHT LIGHT WTR & SWR
FUND 22701

DETAIL BY REVENUE CATEGORY AND EXPENDITURE OBJECT	2014-2015 ACTUAL	2015-2016 ACTUAL	2016-2017 RECOMMENDED	2016-2017 ADOPTED BY BOARD OF SUPERVISORS
REVENUES				
TAXES	44,297	48,788	53,675	53,675
REVENUE FROM USE OF MONEY AND PROPERTY	4,719	8,667	4,600	4,600
INTERGOVERNMENTAL REVENUES-STATE	461	469	525	525
MISCELLANEOUS REVENUES		126		
CHARGES FOR SERVICES	920,651	972,133	1,025,612	1,025,612
TOTAL REVENUES	**970,127**	**1,030,184**	**1,084,412**	**1,084,412**
EXPENDITURES/APPROPRIATIONS				
SERVICES AND SUPPLIES	796,094	420,934	406,500	406,500
OTHER CHARGES	312	571,725	711,385	711,385
CAPITAL ASSETS-EQUIPMENT	15,616	50	101,000	101,000
COST REIMBURSEMENTS			(75,000)	(75,000)
TOTAL EXPENDITURES/APPROPRIATIONS	**812,022**	**992,708**	**1,143,885**	**1,143,885**
NET COST	**(158,105)**	**(37,475)**	**59,473**	**59,473**

COUNTY OF SAN JOAQUIN
SCHEDULE 15
SPECIAL DISTRICTS AND OTHER AGENCIES
DETAIL OF FINANCING SOURCES AND FINANCING USES
FISCAL YEAR 2016-2017

SERVICES MAINTENANCE DISTRICTS
DISTRICT NAME CORRAL HOLLOW LW & DRAIN-GENRL
FUND 22801

DETAIL BY REVENUE CATEGORY AND EXPENDITURE OBJECT	2014-2015 ACTUAL	2015-2016 ACTUAL	2016-2017 RECOMMENDED	2016-2017 ADOPTED BY BOARD OF SUPERVISORS
REVENUES				
TAXES	3,973	4,223	4,195	4,195
REVENUE FROM USE OF MONEY AND PROPERTY	13	10	30	30
INTERGOVERNMENTAL REVENUES-STATE	42	43	45	45
CHARGES FOR SERVICES	55,173	46,309	50,543	50,543
TRANSFERS IN		19		
TOTAL REVENUES	**59,201**	**50,604**	**54,813**	**54,813**
EXPENDITURES/APPROPRIATIONS				
SERVICES AND SUPPLIES	72,634	53,581	74,146	74,146
OTHER CHARGES	8	8	10	10
CAPITAL ASSETS-EQUIPMENT	8,646		5,000	5,000
TOTAL EXPENDITURES/APPROPRIATIONS	**81,288**	**53,589**	**79,156**	**79,156**
NET COST	**22,087**	**2,985**	**24,343**	**24,343**

COUNTY OF SAN JOAQUIN
SCHEDULE 15
SPECIAL DISTRICTS AND OTHER AGENCIES
DETAIL OF FINANCING SOURCES AND FINANCING USES
FISCAL YEAR 2016-2017

SERVICES MAINTENANCE DISTRICTS
DISTRICT NAME ELKHORN GC EST WTR MAINT-GENRL
FUND 23001

DETAIL BY REVENUE CATEGORY AND EXPENDITURE OBJECT	2014-2015 ACTUAL	2015-2016 ACTUAL	2016-2017 RECOMMENDED	2016-2017 ADOPTED BY BOARD OF SUPERVISORS
REVENUES				
TAXES	3,217	3,706	3,707	3,707
REVENUE FROM USE OF MONEY AND PROPERTY	327	572	500	500
INTERGOVERNMENTAL REVENUES-STATE	33	35	40	40
MISCELLANEOUS REVENUES		61		
CHARGES FOR SERVICES	76,360	73,919	76,300	76,300
TOTAL REVENUES	**79,937**	**78,293**	**80,547**	**80,547**
EXPENDITURES/APPROPRIATIONS				
SERVICES AND SUPPLIES	59,703	55,455	71,114	71,114
OTHER CHARGES	20,029	17,960	30,100	30,100
CAPITAL ASSETS-EQUIPMENT			40,000	40,000
TOTAL EXPENDITURES/APPROPRIATIONS	**79,731**	**73,416**	**141,214**	**141,214**
NET COST	**(206)**	**(4,877)**	**60,667**	**60,667**

COUNTY OF SAN JOAQUIN
SCHEDULE 15
SPECIAL DISTRICTS AND OTHER AGENCIES
DETAIL OF FINANCING SOURCES AND FINANCING USES
FISCAL YEAR 2016-2017

SERVICES MAINTENANCE DISTRICTS
DISTRICT NAME GAYLA MANOR WATER MAINTENANCE
FUND 23101

DETAIL BY REVENUE CATEGORY AND EXPENDITURE OBJECT	2014-2015 ACTUAL	2015-2016 ACTUAL	2016-2017 RECOMMENDED	2016-2017 ADOPTED BY BOARD OF SUPERVISORS
REVENUES				
TAXES	3,636	3,925	3,882	3,882
REVENUE FROM USE OF MONEY AND PROPERTY	34	26	50	50
INTERGOVERNMENTAL REVENUES-STATE	38	38	50	50
CHARGES FOR SERVICES	43,386	43,386	43,386	43,386
TOTAL REVENUES	**47,093**	**47,375**	**47,368**	**47,368**
EXPENDITURES/APPROPRIATIONS				
SERVICES AND SUPPLIES	41,416	35,237	31,843	31,843
OTHER CHARGES	15,202	11,066	22,000	22,000
CAPITAL ASSETS-EQUIPMENT	3,318	8,584	40,000	40,000
COST REIMBURSEMENTS			(2,000)	(2,000)
TOTAL EXPENDITURES/APPROPRIATIONS	**59,936**	**54,887**	**91,843**	**91,843**
NET COST	**12,842**	**7,513**	**44,475**	**44,475**

COUNTY OF SAN JOAQUIN
SCHEDULE 15
SPECIAL DISTRICTS AND OTHER AGENCIES
DETAIL OF FINANCING SOURCES AND FINANCING USES
FISCAL YEAR 2016-2017

SERVICES MAINTENANCE DISTRICTS
DISTRICT NAME LAMBERT VILLAGE LW & DRAINAGE
FUND 23201

DETAIL BY REVENUE CATEGORY AND EXPENDITURE OBJECT	2014-2015 ACTUAL	2015-2016 ACTUAL	2016-2017 RECOMMENDED	2016-2017 ADOPTED BY BOARD OF SUPERVISORS
REVENUES				
TAXES	6,726	7,206	7,200	7,200
REVENUE FROM USE OF MONEY AND PROPERTY	188	370	251	251
INTERGOVERNMENTAL REVENUES-STATE	71	70	80	80
CHARGES FOR SERVICES	5,503	5,668	6,234	6,234
TOTAL REVENUES	**12,488**	**13,315**	**13,765**	**13,765**
EXPENDITURES/APPROPRIATIONS				
SERVICES AND SUPPLIES	4,032	4,769	7,523	7,523
CAPITAL ASSETS-EQUIPMENT			15,000	15,000
COST REIMBURSEMENTS		(238)		
TOTAL EXPENDITURES/APPROPRIATIONS	**4,032**	**4,531**	**22,523**	**22,523**
NET COST	**(8,456)**	**(8,784)**	**8,758**	**8,758**

COUNTY OF SAN JOAQUIN
SCHEDULE 15
SPECIAL DISTRICTS AND OTHER AGENCIES
DETAIL OF FINANCING SOURCES AND FINANCING USES
FISCAL YEAR 2016-2017

SERVICES MAINTENANCE DISTRICTS
DISTRICT NAME LINCOLN VILL LWS MAINTENANCE
FUND 23401

DETAIL BY REVENUE CATEGORY AND EXPENDITURE OBJECT	2014-2015 ACTUAL	2015-2016 ACTUAL	2016-2017 RECOMMENDED	2016-2017 ADOPTED BY BOARD OF SUPERVISORS
REVENUES				
TAXES	116,177	123,690	122,760	122,760
REVENUE FROM USE OF MONEY AND PROPERTY	9,088	17,816	14,000	14,000
INTERGOVERNMENTAL REVENUES-STATE	1,102	1,089	1,200	1,200
MISCELLANEOUS REVENUES	9,455	9,789	7,000	7,000
CHARGES FOR SERVICES	2,827,626	2,949,256	2,998,483	2,998,483
TOTAL REVENUES	**2,963,448**	**3,101,639**	**3,143,443**	**3,143,443**
EXPENDITURES/APPROPRIATIONS				
SERVICES AND SUPPLIES	2,367,852	784,897	1,120,243	1,120,243
OTHER CHARGES		2,157,889	2,488,020	2,488,020
CAPITAL ASSETS-EQUIPMENT	608	5,804	240,000	240,000
COST REIMBURSEMENTS		(6,162)	(9,000)	(9,000)
TOTAL EXPENDITURES/APPROPRIATIONS	**2,368,460**	**2,942,429**	**3,839,263**	**3,839,263**
NET COST	**(594,988)**	**(159,210)**	**695,820**	**695,820**

COUNTY OF SAN JOAQUIN
SCHEDULE 15
SPECIAL DISTRICTS AND OTHER AGENCIES
DETAIL OF FINANCING SOURCES AND FINANCING USES
FISCAL YEAR 2016-2017

SERVICES MAINTENANCE DISTRICTS
DISTRICT NAME LOCKEFORD LIGHT & DRAIN MAINT
FUND 23501

DETAIL BY REVENUE CATEGORY AND EXPENDITURE OBJECT	2014-2015 ACTUAL	2015-2016 ACTUAL	2016-2017 RECOMMENDED	2016-2017 ADOPTED BY BOARD OF SUPERVISORS
REVENUES				
REVENUE FROM USE OF MONEY AND PROPERTY	9	17	11	11
CHARGES FOR SERVICES	3,580	3,780	3,680	3,680
TOTAL REVENUES	**3,589**	**3,797**	**3,691**	**3,691**
EXPENDITURES/APPROPRIATIONS				
SERVICES AND SUPPLIES	3,207	4,789	4,835	4,835
CAPITAL ASSETS-EQUIPMENT			1,000	1,000
COST REIMBURSEMENTS			(400)	(400)
TOTAL EXPENDITURES/APPROPRIATIONS	**3,207**	**4,789**	**5,435**	**5,435**
NET COST	**(382)**	**992**	**1,744**	**1,744**

COUNTY OF SAN JOAQUIN
SCHEDULE 15
SPECIAL DISTRICTS AND OTHER AGENCIES
DETAIL OF FINANCING SOURCES AND FINANCING USES
FISCAL YEAR 2016-2017

SERVICES MAINTENANCE DISTRICTS
DISTRICT NAME MAURLAND MANOR WATER MAINT
FUND 23601

DETAIL BY REVENUE CATEGORY AND EXPENDITURE OBJECT	2014-2015 ACTUAL	2015-2016 ACTUAL	2016-2017 RECOMMENDED	2016-2017 ADOPTED BY BOARD OF SUPERVISORS
REVENUES				
TAXES	2,267	2,479	2,473	2,473
REVENUE FROM USE OF MONEY AND PROPERTY	203	343	400	400
INTERGOVERNMENTAL REVENUES-STATE	24	24	26	26
CHARGES FOR SERVICES	26,180	26,180	26,180	26,180
TOTAL REVENUES	**28,674**	**29,026**	**29,079**	**29,079**
EXPENDITURES/APPROPRIATIONS				
SERVICES AND SUPPLIES	29,658	25,893	31,009	31,009
CAPITAL ASSETS-EQUIPMENT			10,000	10,000
TOTAL EXPENDITURES/APPROPRIATIONS	**29,658**	**25,893**	**41,009**	**41,009**
NET COST	**985**	**(3,134)**	**11,930**	**11,930**

COUNTY OF SAN JOAQUIN
SCHEDULE 15
SPECIAL DISTRICTS AND OTHER AGENCIES
DETAIL OF FINANCING SOURCES AND FINANCING USES
FISCAL YEAR 2016-2017

SERVICES MAINTENANCE DISTRICTS
DISTRICT NAME MOKELUMNE ACRE LGHT & WTR MAIN
FUND 23701

DETAIL BY REVENUE CATEGORY AND EXPENDITURE OBJECT	2014-2015 ACTUAL	2015-2016 ACTUAL	2016-2017 RECOMMENDED	2016-2017 ADOPTED BY BOARD OF SUPERVISORS
REVENUES				
TAXES	11,458	12,473	12,868	12,868
REVENUE FROM USE OF MONEY AND PROPERTY	2,299	4,334	3,200	3,200
INTERGOVERNMENTAL REVENUES-STATE	121	121	135	135
MISCELLANEOUS REVENUES	24,494	93	100	100
CHARGES FOR SERVICES	291,625	290,713	292,527	292,527
TOTAL REVENUES	**329,997**	**307,734**	**308,830**	**308,830**
EXPENDITURES/APPROPRIATIONS				
SERVICES AND SUPPLIES	239,048	199,322	248,874	248,874
OTHER CHARGES			100	100
CAPITAL ASSETS-EQUIPMENT	11,349	3,849	100,000	100,000
COST REIMBURSEMENTS		(268)	(2,000)	(2,000)
TOTAL EXPENDITURES/APPROPRIATIONS	**250,397**	**202,903**	**346,974**	**346,974**
NET COST	**(79,600)**	**(104,831)**	**38,144**	**38,144**

COUNTY OF SAN JOAQUIN
SCHEDULE 15
SPECIAL DISTRICTS AND OTHER AGENCIES
DETAIL OF FINANCING SOURCES AND FINANCING USES
FISCAL YEAR 2016-2017

SERVICES MAINTENANCE DISTRICTS
DISTRICT NAME MORADA ACRES WATER MAINTENANCE
FUND 23801

DETAIL BY REVENUE CATEGORY AND EXPENDITURE OBJECT	2014-2015 ACTUAL	2015-2016 ACTUAL	2016-2017 RECOMMENDED	2016-2017 ADOPTED BY BOARD OF SUPERVISORS
REVENUES				
TAXES	2,151	2,282	2,314	2,314
REVENUE FROM USE OF MONEY AND PROPERTY	194	310	250	250
INTERGOVERNMENTAL REVENUES-STATE	23	22	25	25
MISCELLANEOUS REVENUES		23		
CHARGES FOR SERVICES	23,360	23,360	23,360	23,360
TOTAL REVENUES	**25,728**	**25,997**	**25,949**	**25,949**
EXPENDITURES/APPROPRIATIONS				
SERVICES AND SUPPLIES	24,265	20,172	29,470	29,470
OTHER CHARGES	7,145	7,225	11,000	11,000
CAPITAL ASSETS-EQUIPMENT	2,124		30,000	30,000
TOTAL EXPENDITURES/APPROPRIATIONS	**33,534**	**27,397**	**70,470**	**70,470**
NET COST	**7,806**	**1,400**	**44,521**	**44,521**

COUNTY OF SAN JOAQUIN
SCHEDULE 15
SPECIAL DISTRICTS AND OTHER AGENCIES
DETAIL OF FINANCING SOURCES AND FINANCING USES
FISCAL YEAR 2016-2017

SERVICES MAINTENANCE DISTRICTS
DISTRICT NAME MORADA ESTATES WATER MAINT
FUND 23901

DETAIL BY REVENUE CATEGORY AND EXPENDITURE OBJECT	2014-2015 ACTUAL	2015-2016 ACTUAL	2016-2017 RECOMMENDED	2016-2017 ADOPTED BY BOARD OF SUPERVISORS
REVENUES				
TAXES	7,003	7,471	7,523	7,523
REVENUE FROM USE OF MONEY AND PROPERTY	1,012	1,769	1,300	1,300
INTERGOVERNMENTAL REVENUES-STATE	73	72	85	85
CHARGES FOR SERVICES	101,656	101,656	101,656	101,656
TOTAL REVENUES	**109,744**	**110,968**	**110,564**	**110,564**
EXPENDITURES/APPROPRIATIONS				
SERVICES AND SUPPLIES	74,238	61,092	74,402	74,402
OTHER CHARGES	13,547	14,901	27,000	27,000
CAPITAL ASSETS-EQUIPMENT	25,811		60,000	60,000
COST REIMBURSEMENTS		(382)	(1,000)	(1,000)
TRANSFERS OUT	4,218			
TOTAL EXPENDITURES/APPROPRIATIONS	**117,814**	**75,611**	**160,402**	**160,402**
NET COST	**8,069**	**(35,357)**	**49,838**	**49,838**

COUNTY OF SAN JOAQUIN
SCHEDULE 15
SPECIAL DISTRICTS AND OTHER AGENCIES
DETAIL OF FINANCING SOURCES AND FINANCING USES
FISCAL YEAR 2016-2017

SERVICES MAINTENANCE DISTRICTS
DISTRICT NAME MORADA MANOR WATER MAINTENANCE
FUND 24001

DETAIL BY REVENUE CATEGORY AND EXPENDITURE OBJECT	2014-2015 ACTUAL	2015-2016 ACTUAL	2016-2017 RECOMMENDED	2016-2017 ADOPTED BY BOARD OF SUPERVISORS
REVENUES				
TAXES	7,435	7,786	7,552	7,552
REVENUE FROM USE OF MONEY AND PROPERTY	127	166	200	200
INTERGOVERNMENTAL REVENUES-STATE	78	76	85	85
CHARGES FOR SERVICES	16,422	16,422	16,422	16,422
TOTAL REVENUES	**24,062**	**24,450**	**24,259**	**24,259**
EXPENDITURES/APPROPRIATIONS				
SERVICES AND SUPPLIES	31,974	32,253	30,430	30,430
OTHER CHARGES	5,481	6,904	10,000	10,000
CAPITAL ASSETS-EQUIPMENT	1,200		20,000	20,000
TOTAL EXPENDITURES/APPROPRIATIONS	**38,655**	**39,157**	**60,430**	**60,430**
NET COST	**14,593**	**14,707**	**36,171**	**36,171**

COUNTY OF SAN JOAQUIN
SCHEDULE 15
SPECIAL DISTRICTS AND OTHER AGENCIES
DETAIL OF FINANCING SOURCES AND FINANCING USES
FISCAL YEAR 2016-2017

SERVICES MAINTENANCE DISTRICTS
DISTRICT NAME PACIFIC GARDENS SANITARY
FUND 24201

DETAIL BY REVENUE CATEGORY AND EXPENDITURE OBJECT	2014-2015 ACTUAL	2015-2016 ACTUAL	2016-2017 RECOMMENDED	2016-2017 ADOPTED BY BOARD OF SUPERVISORS
REVENUES				
TAXES	69,486	74,952	74,160	74,160
REVENUE FROM USE OF MONEY AND PROPERTY	3,212	6,954	7,475	7,475
INTERGOVERNMENTAL REVENUES-STATE	724	722	720	720
CHARGES FOR SERVICES	1,807,272	2,025,386	2,104,289	2,104,289
TOTAL REVENUES	**1,880,694**	**2,108,013**	**2,186,644**	**2,186,644**
EXPENDITURES/APPROPRIATIONS				
SERVICES AND SUPPLIES	1,719,597	410,079	575,259	575,259
OTHER CHARGES		1,207,401	1,411,550	1,411,550
CAPITAL ASSETS-EQUIPMENT	6,079		100,000	100,000
TOTAL EXPENDITURES/APPROPRIATIONS	**1,725,677**	**1,617,479**	**2,086,809**	**2,086,809**
NET COST	**(155,018)**	**(490,534)**	**(99,835)**	**(99,835)**

COUNTY OF SAN JOAQUIN
SCHEDULE 15
SPECIAL DISTRICTS AND OTHER AGENCIES
DETAIL OF FINANCING SOURCES AND FINANCING USES
FISCAL YEAR 2016-2017

SERVICES MAINTENANCE DISTRICTS
DISTRICT NAME PACIFIC GARDENS SANITARY-GEN R
FUND 24212

DETAIL BY REVENUE CATEGORY AND EXPENDITURE OBJECT	2014-2015 ACTUAL	2015-2016 ACTUAL	2016-2017 RECOMMENDED	2016-2017 ADOPTED BY BOARD OF SUPERVISORS
REVENUES				
TAXES				
REVENUE FROM USE OF MONEY AND PROPERTY	1,842	3,203		
TOTAL REVENUES	**1,842**	**3,203**		
NET COST	**(1,842)**	**(3,203)**		

COUNTY OF SAN JOAQUIN
SCHEDULE 15
SPECIAL DISTRICTS AND OTHER AGENCIES
DETAIL OF FINANCING SOURCES AND FINANCING USES
FISCAL YEAR 2016-2017

SERVICES MAINTENANCE DISTRICTS
DISTRICT NAME RANCHO SAN JOAQUIN LIGHT WTR
FUND 24301

DETAIL BY REVENUE CATEGORY AND EXPENDITURE OBJECT	2014-2015 ACTUAL	2015-2016 ACTUAL	2016-2017 RECOMMENDED	2016-2017 ADOPTED BY BOARD OF SUPERVISORS
REVENUES				
TAXES	7,549	8,588	8,082	8,082
REVENUE FROM USE OF MONEY AND PROPERTY	444	820	600	600
INTERGOVERNMENTAL REVENUES-STATE	79	83	90	90
CHARGES FOR SERVICES	71,708	71,708	71,708	71,708
TOTAL REVENUES	**79,780**	**81,199**	**80,480**	**80,480**
EXPENDITURES/APPROPRIATIONS				
SERVICES AND SUPPLIES	60,430	47,056	59,836	59,836
OTHER CHARGES	12,377	11,660	18,020	18,020
CAPITAL ASSETS-EQUIPMENT			85,000	85,000
COST REIMBURSEMENTS		(362)	(1,000)	(1,000)
TOTAL EXPENDITURES/APPROPRIATIONS	**72,807**	**58,355**	**161,856**	**161,856**
NET COST	**(6,973)**	**(22,845)**	**81,376**	**81,376**

COUNTY OF SAN JOAQUIN
SCHEDULE 15
SPECIAL DISTRICTS AND OTHER AGENCIES
DETAIL OF FINANCING SOURCES AND FINANCING USES
FISCAL YEAR 2016-2017

SERVICES MAINTENANCE DISTRICTS
DISTRICT NAME RAYMUS VILL LIGHT WTR & SEWER
FUND 24401

DETAIL BY REVENUE CATEGORY AND EXPENDITURE OBJECT	2014-2015 ACTUAL	2015-2016 ACTUAL	2016-2017 RECOMMENDED	2016-2017 ADOPTED BY BOARD OF SUPERVISORS
REVENUES				
TAXES	61,225	64,964	59,422	59,422
REVENUE FROM USE OF MONEY AND PROPERTY	1,643	3,527	3,700	3,700
INTERGOVERNMENTAL REVENUES-STATE	621	610	630	630
MISCELLANEOUS REVENUES	31			
CHARGES FOR SERVICES	434,270	444,558	463,099	463,099
TOTAL REVENUES	**497,791**	**513,659**	**526,851**	**526,851**
EXPENDITURES/APPROPRIATIONS				
SERVICES AND SUPPLIES	352,816	374,402	200,235	200,235
OTHER CHARGES	8	8	195,025	195,025
CAPITAL ASSETS-EQUIPMENT		12,459	100,000	100,000
COST REIMBURSEMENTS		(1,208)	(1,500)	(1,500)
TOTAL EXPENDITURES/APPROPRIATIONS	**352,825**	**385,661**	**493,760**	**493,760**
NET COST	**(144,967)**	**(127,998)**	**(33,091)**	**(33,091)**

COUNTY OF SAN JOAQUIN
SCHEDULE 15
SPECIAL DISTRICTS AND OTHER AGENCIES
DETAIL OF FINANCING SOURCES AND FINANCING USES
FISCAL YEAR 2016-2017

SERVICES MAINTENANCE DISTRICTS
DISTRICT NAME RIVIERA CLIFFS LIGHT & WATER M
FUND 24501

DETAIL BY REVENUE CATEGORY AND EXPENDITURE OBJECT	2014-2015 ACTUAL	2015-2016 ACTUAL	2016-2017 RECOMMENDED	2016-2017 ADOPTED BY BOARD OF SUPERVISORS
REVENUES				
TAXES				
REVENUE FROM USE OF MONEY AND PROPERTY	33	77	75	75
CHARGES FOR SERVICES	8,033	8,835	9,717	9,717
TOTAL REVENUES	**8,066**	**8,912**	**9,792**	**9,792**
EXPENDITURES/APPROPRIATIONS				
SERVICES AND SUPPLIES	4,470	5,144	5,000	5,000
CAPITAL ASSETS-EQUIPMENT			3,000	3,000
TOTAL EXPENDITURES/APPROPRIATIONS	**4,470**	**5,144**	**8,000**	**8,000**
NET COST	**(3,595)**	**(3,767)**	**(1,792)**	**(1,792)**

COUNTY OF SAN JOAQUIN
SCHEDULE 15
SPECIAL DISTRICTS AND OTHER AGENCIES
DETAIL OF FINANCING SOURCES AND FINANCING USES
FISCAL YEAR 2016-2017

SERVICES MAINTENANCE DISTRICTS
DISTRICT NAME SHADED TERRACE WATER MAINTENAN
FUND 24601

DETAIL BY REVENUE CATEGORY AND EXPENDITURE OBJECT	2014-2015 ACTUAL	2015-2016 ACTUAL	2016-2017 RECOMMENDED	2016-2017 ADOPTED BY BOARD OF SUPERVISORS
REVENUES				
TAXES	3,401	3,690	3,446	3,446
REVENUE FROM USE OF MONEY AND PROPERTY	663	1,137	700	700
INTERGOVERNMENTAL REVENUES-STATE	36	36	40	40
CHARGES FOR SERVICES	30,509	30,647	30,438	30,438
TOTAL REVENUES	**34,609**	**35,509**	**34,624**	**34,624**
EXPENDITURES/APPROPRIATIONS				
SERVICES AND SUPPLIES	23,851	32,295	37,114	37,114
OTHER CHARGES	13,876	14,147	20,200	20,200
CAPITAL ASSETS-EQUIPMENT			77,000	77,000
COST REIMBURSEMENTS		(1,533)		
TOTAL EXPENDITURES/APPROPRIATIONS	**37,727**	**44,909**	**134,314**	**134,314**
NET COST	**3,118**	**9,400**	**99,690**	**99,690**

COUNTY OF SAN JOAQUIN
SCHEDULE 15
SPECIAL DISTRICTS AND OTHER AGENCIES
DETAIL OF FINANCING SOURCES AND FINANCING USES
FISCAL YEAR 2016-2017

SERVICES MAINTENANCE DISTRICTS
DISTRICT NAME SHADED TERRACE WATER MNT-DEBT
FUND 24661

DETAIL BY REVENUE CATEGORY AND EXPENDITURE OBJECT	2014-2015 ACTUAL	2015-2016 ACTUAL	2016-2017 RECOMMENDED	2016-2017 ADOPTED BY BOARD OF SUPERVISORS
REVENUES				
TAXES				
REVENUE FROM USE OF MONEY AND PROPERTY	107	178	120	120
CHARGES FOR SERVICES	18,220	18,220	18,220	18,220
TOTAL REVENUES	**18,327**	**18,398**	**18,340**	**18,340**
EXPENDITURES/APPROPRIATIONS				
SERVICES AND SUPPLIES	308	306	400	400
OTHER FINANCING USES	21,518	14,158	18,000	18,000
TOTAL EXPENDITURES/APPROPRIATIONS	**21,826**	**14,464**	**18,400**	**18,400**
NET COST	**3,500**	**(3,933)**	**60**	**60**

COUNTY OF SAN JOAQUIN
SCHEDULE 15
SPECIAL DISTRICTS AND OTHER AGENCIES
DETAIL OF FINANCING SOURCES AND FINANCING USES
FISCAL YEAR 2016-2017

SERVICES MAINTENANCE DISTRICTS
DISTRICT NAME SPRING CRK EST LGHT & WTR MAIN
FUND 24701

DETAIL BY REVENUE CATEGORY AND EXPENDITURE OBJECT	2014-2015 ACTUAL	2015-2016 ACTUAL	2016-2017 RECOMMENDED	2016-2017 ADOPTED BY BOARD OF SUPERVISORS
REVENUES				
TAXES	5,678	6,057	5,959	5,959
REVENUE FROM USE OF MONEY AND PROPERTY	463	700	600	600
INTERGOVERNMENTAL REVENUES-STATE	60	59	60	60
MISCELLANEOUS REVENUES		1,189		
CHARGES FOR SERVICES	23,436	23,436	23,436	23,436
TOTAL REVENUES	**29,636**	**31,440**	**30,055**	**30,055**
EXPENDITURES/APPROPRIATIONS				
SERVICES AND SUPPLIES	30,010	33,810	39,570	39,570
OTHER CHARGES			10	10
CAPITAL ASSETS-EQUIPMENT	11,204	23,279	35,000	35,000
TOTAL EXPENDITURES/APPROPRIATIONS	**41,214**	**57,089**	**74,580**	**74,580**
NET COST	**11,578**	**25,649**	**44,525**	**44,525**

COUNTY OF SAN JOAQUIN
SCHEDULE 15
SPECIAL DISTRICTS AND OTHER AGENCIES
DETAIL OF FINANCING SOURCES AND FINANCING USES
FISCAL YEAR 2016-2017

SERVICES MAINTENANCE DISTRICTS
DISTRICT NAME SUMMER HOME EST LIGHT N DRAIN
FUND 24801

DETAIL BY REVENUE CATEGORY AND EXPENDITURE OBJECT	2014-2015 ACTUAL	2015-2016 ACTUAL	2016-2017 RECOMMENDED	2016-2017 ADOPTED BY BOARD OF SUPERVISORS
REVENUES				
TAXES	978	1,043	1,055	1,055
REVENUE FROM USE OF MONEY AND PROPERTY	46	73	80	80
INTERGOVERNMENTAL REVENUES-STATE	10	10	12	12
CHARGES FOR SERVICES	513	513	513	513
TOTAL REVENUES	**1,547**	**1,639**	**1,660**	**1,660**
EXPENDITURES/APPROPRIATIONS				
SERVICES AND SUPPLIES	2,359	2,998	5,150	5,150
CAPITAL ASSETS-EQUIPMENT			5,000	5,000
COST REIMBURSEMENTS		(1,017)	(1,000)	(1,000)
TOTAL EXPENDITURES/APPROPRIATIONS	**2,359**	**1,981**	**9,150**	**9,150**
NET COST	**812**	**342**	**7,490**	**7,490**

COUNTY OF SAN JOAQUIN
SCHEDULE 15
SPECIAL DISTRICTS AND OTHER AGENCIES
DETAIL OF FINANCING SOURCES AND FINANCING USES
FISCAL YEAR 2016-2017

SERVICES MAINTENANCE DISTRICTS
DISTRICT NAME SUNNYSIDE LIGHTING & WTR MAINT
FUND 24901

DETAIL BY REVENUE CATEGORY AND EXPENDITURE OBJECT	2014-2015 ACTUAL	2015-2016 ACTUAL	2016-2017 RECOMMENDED	2016-2017 ADOPTED BY BOARD OF SUPERVISORS
REVENUES				
TAXES	2,453	2,572	2,582	2,582
REVENUE FROM USE OF MONEY AND PROPERTY	32	113	80	80
INTERGOVERNMENTAL REVENUES-STATE	26	25	30	30
CHARGES FOR SERVICES	19,971	19,971	19,971	19,971
TRANSFERS IN	33,395			
TOTAL REVENUES	**55,876**	**22,681**	**22,663**	**22,663**
EXPENDITURES/APPROPRIATIONS				
SERVICES AND SUPPLIES	35,186	39,953	9,691	9,691
OTHER CHARGES	8	8	23,760	23,760
CAPITAL ASSETS-EQUIPMENT			5,000	5,000
COST REIMBURSEMENTS		(157)	(2,000)	(2,000)
TOTAL EXPENDITURES/APPROPRIATIONS	**35,194**	**39,804**	**36,451**	**36,451**
NET COST	**(20,682)**	**17,124**	**13,788**	**13,788**

COUNTY OF SAN JOAQUIN
SCHEDULE 15
SPECIAL DISTRICTS AND OTHER AGENCIES
DETAIL OF FINANCING SOURCES AND FINANCING USES
FISCAL YEAR 2016-2017

SERVICES MAINTENANCE DISTRICTS
DISTRICT NAME SUNNYSIDE LGHT & WTR-DBT SVC 1
FUND 24961

DETAIL BY REVENUE CATEGORY AND EXPENDITURE OBJECT	2014-2015 ACTUAL	2015-2016 ACTUAL	2016-2017 RECOMMENDED	2016-2017 ADOPTED BY BOARD OF SUPERVISORS
REVENUES				
TAXES				
REVENUE FROM USE OF MONEY AND PROPERTY	25	45	25	25
CHARGES FOR SERVICES	5,439	5,439	5,439	5,439
TOTAL REVENUES	**5,464**	**5,484**	**5,464**	**5,464**
EXPENDITURES/APPROPRIATIONS				
SERVICES AND SUPPLIES	180	166	300	300
OTHER FINANCING USES	1,852	8,979	6,000	6,000
TOTAL EXPENDITURES/APPROPRIATIONS	**2,032**	**9,145**	**6,300**	**6,300**
NET COST	**(3,432)**	**3,661**	**836**	**836**

COUNTY OF SAN JOAQUIN
SCHEDULE 15
SPECIAL DISTRICTS AND OTHER AGENCIES
DETAIL OF FINANCING SOURCES AND FINANCING USES
FISCAL YEAR 2016-2017

SERVICES MAINTENANCE DISTRICTS
DISTRICT NAME WALNUT ACRES MAINTENANCE
FUND 25001

DETAIL BY REVENUE CATEGORY AND EXPENDITURE OBJECT	2014-2015 ACTUAL	2015-2016 ACTUAL	2016-2017 RECOMMENDED	2016-2017 ADOPTED BY BOARD OF SUPERVISORS
REVENUES				
TAXES				
REVENUE FROM USE OF MONEY AND PROPERTY	139	206	200	200
CHARGES FOR SERVICES	36,576	36,576	36,576	36,576
TOTAL REVENUES	**36,715**	**36,782**	**36,776**	**36,776**
EXPENDITURES/APPROPRIATIONS				
SERVICES AND SUPPLIES	30,551	33,357	29,665	29,665
OTHER CHARGES	13,602	12,051	20,010	20,010
CAPITAL ASSETS-EQUIPMENT			20,000	20,000
COST REIMBURSEMENTS		(244)	(3,000)	(3,000)
TOTAL EXPENDITURES/APPROPRIATIONS	**44,153**	**45,164**	**66,675**	**66,675**
NET COST	**7,438**	**8,382**	**29,899**	**29,899**

COUNTY OF SAN JOAQUIN
SCHEDULE 15
SPECIAL DISTRICTS AND OTHER AGENCIES
DETAIL OF FINANCING SOURCES AND FINANCING USES
FISCAL YEAR 2016-2017

SERVICES MAINTENANCE DISTRICTS
DISTRICT NAME WILKINSON MANOR WATER MAINT
FUND 25101

DETAIL BY REVENUE CATEGORY AND EXPENDITURE OBJECT	2014-2015 ACTUAL	2015-2016 ACTUAL	2016-2017 RECOMMENDED	2016-2017 ADOPTED BY BOARD OF SUPERVISORS
REVENUES				
TAXES	6,038	6,881	7,053	7,053
REVENUE FROM USE OF MONEY AND PROPERTY	207	80	250	250
INTERGOVERNMENTAL REVENUES-STATE	63	67	65	65
CHARGES FOR SERVICES	125,959	116,612	143,559	143,559
TOTAL REVENUES	**132,267**	**123,640**	**150,927**	**150,927**
EXPENDITURES/APPROPRIATIONS				
SERVICES AND SUPPLIES	111,612	147,183	116,020	116,020
OTHER CHARGES	81,513	53,942	121,000	121,000
CAPITAL ASSETS-EQUIPMENT	10,330	36,787	38,000	38,000
COST REIMBURSEMENTS		(28,544)	(30,000)	(30,000)
TOTAL EXPENDITURES/APPROPRIATIONS	**203,455**	**209,369**	**245,020**	**245,020**
NET COST	**71,188**	**85,729**	**94,093**	**94,093**

COUNTY OF SAN JOAQUIN
SCHEDULE 15
SPECIAL DISTRICTS AND OTHER AGENCIES
DETAIL OF FINANCING SOURCES AND FINANCING USES
FISCAL YEAR 2016-2017

SERVICES MAINTENANCE DISTRICTS
DISTRICT NAME WILKINSON MANOR WTR MAINT-ZONE
FUND 25131

DETAIL BY REVENUE CATEGORY AND EXPENDITURE OBJECT	2014-2015 ACTUAL	2015-2016 ACTUAL	2016-2017 RECOMMENDED	2016-2017 ADOPTED BY BOARD OF SUPERVISORS
REVENUES				
TAXES	3,755	3,902	4,160	4,160
REVENUE FROM USE OF MONEY AND PROPERTY	252	367	300	300
INTERGOVERNMENTAL REVENUES-STATE	40	38	40	40
MISCELLANEOUS REVENUES	29	94		
CHARGES FOR SERVICES	33,706	33,706	33,706	33,706
TOTAL REVENUES	**37,782**	**38,106**	**38,206**	**38,206**
EXPENDITURES/APPROPRIATIONS				
SERVICES AND SUPPLIES	22,858	67,411	54,048	54,048
CAPITAL ASSETS-EQUIPMENT	2,190	36,787	10,000	10,000
COST REIMBURSEMENTS		(524)	(600)	(600)
TOTAL EXPENDITURES/APPROPRIATIONS	**25,048**	**103,675**	**63,448**	**63,448**
NET COST	**(12,733)**	**65,568**	**25,242**	**25,242**

COUNTY OF SAN JOAQUIN
SCHEDULE 15
SPECIAL DISTRICTS AND OTHER AGENCIES
DETAIL OF FINANCING SOURCES AND FINANCING USES
FISCAL YEAR 2016-2017

SERVICES MAINTENANCE DISTRICTS
DISTRICT NAME SAN JOAQUIN WATER NO 2
FUND 21501

DETAIL BY REVENUE CATEGORY AND EXPENDITURE OBJECT	2014-2015 ACTUAL	2015-2016 ACTUAL	2016-2017 RECOMMENDED	2016-2017 ADOPTED BY BOARD OF SUPERVISORS
REVENUES				
TAXES	1,849	2,020	2,045	2,045
REVENUE FROM USE OF MONEY AND PROPERTY	186	500	400	400
INTERGOVERNMENTAL REVENUES-STATE	18	19	25	25
CHARGES FOR SERVICES	100,338	96,254	107,660	107,660
TOTAL REVENUES	**102,391**	**98,793**	**110,130**	**110,130**
EXPENDITURES/APPROPRIATIONS				
SERVICES AND SUPPLIES	64,079	67,906	73,610	73,610
OTHER CHARGES			1,400	1,400
CAPITAL ASSETS-EQUIPMENT		1,404	30,000	30,000
TOTAL EXPENDITURES/APPROPRIATIONS	**64,079**	**69,310**	**105,010**	**105,010**
NET COST	**(38,312)**	**(29,483)**	**(5,120)**	**(5,120)**

Position Budget Detail

2016-2017 Staffing by Program

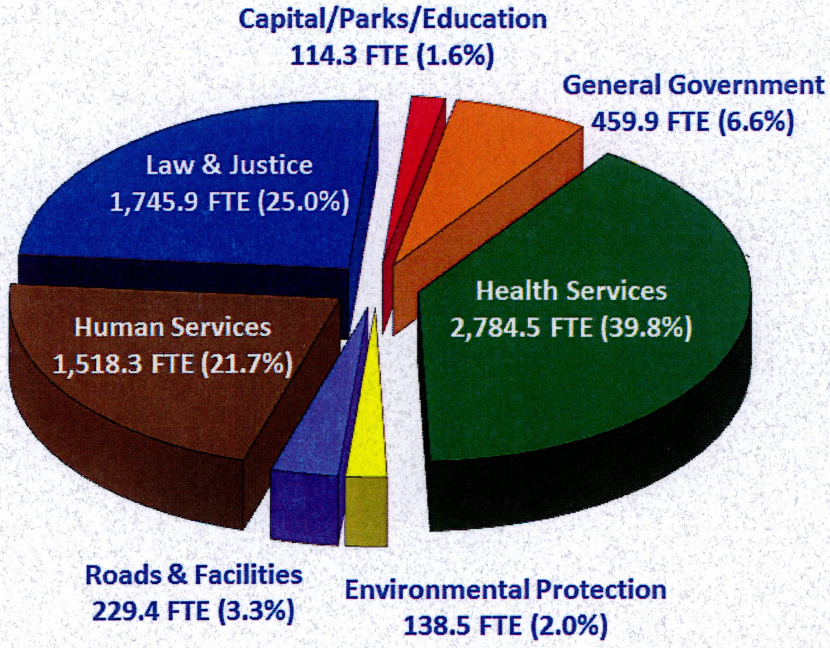

Total: 6,990.8 Full-Time Equivalent Positions

COUNTY OF SAN JOAQUIN

POSITION BUDGET DETAIL
FISCAL YEAR 2016-2017

JOB CODE	POSITION TITLE	------ BIWEEKLY SALARY AS OF JUNE 30, 2017 ----- STEP 1	STEP 2	STEP 3	STEP 4	STEP 5	ALLOCATED JUNE 2016	RECOMMENDED 2016-2017	ADOPTED 2016-2017	REPRESENTATION UNIT
Budget Unit 1010100000 Board of Supervisors										
OB1291	Chairman Board of Supervisors	-	-	-	-	$4,194	1	1	1	Exempt
OB1290	Board of Supervisors	-	-	-	-	$3,744	4	4	4	Exempt
EB1220	Clerk of the Board	$2,911	$3,058	$3,210	$3,371	$3,540	1	1	1	Senior Management
EB4295	Board of Supv Legislative Assistant	-	-	$2,503	$2,628	$2,759	5	5	5	Confidential
EB1221	Chief Deputy Clerk ofthe Board	$1,904	$1,999	$2,099	$2,205	$2,314	1	1	1	Confidential
- EB4202	Deputy Clerk of the Board I	$1,387	$1,457	$1,530	$1,606	$1,686				Confidential
- EB4201	Deputy Clerk of the Board II	$1,478	$1,552	$1,630	$1,710	$1,796	2	2	2	Confidential
- EO6112	Senior Office Assistant-Exempt	$1,302	$1,367	$1,435	$1,506	$1,582	1	2 *	2 *	Confidential
- EO6106	Office Assistant-Exempt	$1,240	$1,302	$1,367	$1,435	$1,506				Confidential
					ALLOCATED TOTAL		**15**	**16 ***	**16 ***	
					POSITION TOTAL		**15**	**16 ***	**16 ***	
Budget Unit 1010200000 County Administrator										
HB1100	Administrator-County	$8,438	$8,860	$9,303	$9,769	$10,258	1	1	1	Executive
HB1120	Asst County Administrator	$6,610	$6,941	$7,288	$7,653	$8,035	1	1	1	Executive
EB2200	Chief Deputy County Administrator	$4,934	$5,180	$5,438	$5,710	$5,996	1	1	1	Senior Management
- EM0261	Senior Deputy County Administrator	$3,809	$3,999	$4,199	$4,409	$4,630	5	5	5	Senior Management
- RM0260	Deputy County Administrator	$3,258	$3,421	$3,592	$3,771	$3,960	1	1	1	Confidential
- RM0228	Management Analyst III	$3,102	$3,258	$3,421	$3,592	$3,771				Confidential
- RB6105	Management Analyst II	$2,515	$2,641	$2,773	$2,911	$3,058				Confidential
- RB6104	Management Analyst I	$1,867	$1,961	$2,059	$2,162	$2,270				Confidential
- RB6502	Administrative Assistant II	$2,183	$2,293	$2,407	$2,527	$2,654	1	1	1	Confidential
- RB6501	Administrative Assistant I	$1,904	$1,999	$2,099	$2,205	$2,314				Confidential
- RO2011	Management Secretary II	$1,653	$1,735	$1,822	$1,913	$2,009	1	1	1	Confidential
- RO2010	Management Secretary I	$1,408	$1,478	$1,552	$1,630	$1,710	1	1	1	Confidential
RO6111	Senior Office Assistant	$1,302	$1,367	$1,435	$1,506	$1,582		1 *	1 *	Confidential
					ALLOCATED TOTAL		**12**	**13 ***	**13 ***	
					POSITION TOTAL		**12**	**13 ***	**13 ***	
Budget Unit 1010800000 Auditor - Controller										
OB1190	Auditor/Controller	-	-	-	-	$6,084	1	1	1	Exempt
EB2190	Assistant Auditor-Controller	$3,922	$4,118	$4,325	$4,541	$4,768	1	1	1	Senior Management
RM0200	Chief Deputy Auditor-Controll	$3,523	$3,700	$3,885	$4,079	$4,283	3	3	3	Middle Management

COUNTY OF SAN JOAQUIN

POSITION BUDGET DETAIL
FISCAL YEAR 2016-2017

	JOB CODE	POSITION TITLE	------ BIWEEKLY SALARY AS OF JUNE 30, 2017 ----- STEP 1	STEP 2	STEP 3	STEP 4	STEP 5	ALLOCATED JUNE 2016	RECOMMENDED 2016-2017	ADOPTED 2016-2017	REPRESENTATION UNIT
	RB4400	County Payroll Manager	$2,503	$2,628	$2,759	$2,898	$3,042	1	1	1	Confidential
-	RB4103	Deputy Auditor-Controller III	$2,503	$2,628	$2,759	$2,898	$3,042	6	6	6	Professional
-	RB4102	Deputy Auditor-Controller II	$2,215	$2,326	$2,442	$2,564	$2,692				Professional
-	RB4101	Deputy Auditor-Controller I	$1,867	$1,961	$2,059	$2,162	$2,270	1	1	1	Professional
	RO3022	Accounting Technician II	$1,787	$1,876	$1,970	$2,070	$2,173	1	1	1	Confidential
	RO3021	Accounting Technician I	$1,544	$1,622	$1,702	$1,787	$1,876	3	3	3	Confidential
	RO3012	Accounting Technician II	$1,787	$1,876	$1,970	$2,070	$2,173	2	2	2	Office & Office Technical
	RO3011	Accounting Technician I	$1,544	$1,622	$1,702	$1,787	$1,876	2	2 *	3 *	Office & Office Technical
	RO6700	Office Technician/Coordinator	$1,442	$1,514	$1,590	$1,670	$1,753	1	1	1	Office & Office Technical
-	RO6110	Senior Office Assistant	$1,302	$1,367	$1,435	$1,506	$1,582	5	5	5	Office & Office Technical
-	RO6105	Office Assistant	$1,240	$1,302	$1,367	$1,435	$1,506	1	1	1	Office & Office Technical
						ALLOCATED TOTAL		**28**	**28**	**29 ***	
						POSITION TOTAL		**28**	**28**	**29 ***	
Budget Unit	**1010900000**	**Information Systems Division**									
	HI1400	Information Systems Director	$5,438	$5,710	$5,996	$6,295	$6,610	1	1	1	Executive
	EI2400	Information Systems Assistant Dir	$4,518	$4,745	$4,982	$5,230	$5,492	2	2	2	Senior Management
	RI1010	Information Systems Manager	$3,903	$4,098	$4,304	$4,518	$4,745	4	4	4	Confidential
	RI1510	Info Systems Analyst V-Sec Off	$3,609	$3,790	$3,979	$4,178	$4,387	1	1	1	Professional
	RI1505	Information Systems Analyst V	$3,609	$3,790	$3,979	$4,178	$4,387	2	2	2	Confidential
	RI1005	Information Systems Analyst V	$3,609	$3,790	$3,979	$4,178	$4,387	5	5	5	Professional
	RI1104	Dept Info Systems Analyst IV	$3,322	$3,489	$3,663	$3,846	$4,039	1	1	1	Professional
-	RI1004	Information Systems Analyst IV	$3,322	$3,489	$3,663	$3,846	$4,039	16	18 *	18 *	Professional
-	RI1003	Information Systems Anlyst III	$3,042	$3,195	$3,355	$3,523	$3,699	18	18	18	Professional
-	RI1002	Information Systems Analyst II	$2,666	$2,799	$2,940	$3,087	$3,242	19	19	19	Professional
-	RI1001	Information Systems Analyst I	$2,173	$2,282	$2,395	$2,515	$2,641		1 *	1 *	Professional
	RI1020	Info Systems Ops Shift Supervisor	$2,454	$2,577	$2,706	$2,841	$2,983	1	1	1	Supervisors Unit
	RB6002	Administrative Assistant II	$2,183	$2,293	$2,407	$2,527	$2,654	1	1	1	ParaProfessional & Tech
	RI1323	Info Systems Specialist III	$2,215	$2,326	$2,442	$2,564	$2,692	1	1	1	ParaProfessional & Tech
-	RI1322	Info Systems Specialist II	$1,961	$2,059	$2,162	$2,270	$2,384	1	1	1	ParaProfessional & Tech
-	RI1321	Info Systems Specialist I	$1,778	$1,867	$1,961	$2,059	$2,162				ParaProfessional & Tech
	RI1302	Dept Info Systems Spec II	$1,961	$2,059	$2,162	$2,270	$2,384	1	1	1	ParaProfessional & Tech
	RI0102	Info Systems Technician II	$1,694	$1,778	$1,867	$1,961	$2,059	1	1	1	ParaProfessional & Tech
-	RO6110	Senior Office Assistant	$1,302	$1,367	$1,435	$1,506	$1,582				Office & Office Technical

COUNTY OF SAN JOAQUIN

POSITION BUDGET DETAIL
FISCAL YEAR 2016-2017

	JOB CODE	POSITION TITLE	------ BIWEEKLY SALARY AS OF JUNE 30, 2017 ----- STEP 1	STEP 2	STEP 3	STEP 4	STEP 5	ALLOCATED JUNE 2016	RECOMMENDED 2016-2017	ADOPTED 2016-2017	REPRESENTATION UNIT
-	RO6105	Office Assistant	$1,240	$1,302	$1,367	$1,435	$1,506	1	1	1	Office & Office Technical
						ALLOCATED TOTAL		**76**	**79 ***	**79 ***	
						POSITION TOTAL		**76**	**79 ***	**79 ***	
Budget Unit	**1011000000**	**Treasurer-Tax Collector**									
	OB1690	Treasurer-Tax Collector	-	-	-	-	$6,026	1	1	1	Exempt
	EB2690	Asst Treasurer-Tax Collector	$3,903	$4,098	$4,304	$4,518	$4,745	1	1	1	Senior Management
	EB2691	Chief Deputy Treasurer	$3,322	$3,489	$3,663	$3,846	$4,039	1	1	1	Senior Management
-	RB4003	Accountant III	$2,384	$2,503	$2,628	$2,759	$2,898	1	1	1	ParaProfessional & Tech
-	RB4002	Accountant II	$2,110	$2,215	$2,326	$2,442	$2,564				ParaProfessional & Tech
-	RB4001	Accountant I	$1,796	$1,886	$1,980	$2,079	$2,183				ParaProfessional & Tech
	RO3012	Accounting Technician II	$1,787	$1,876	$1,970	$2,070	$2,173	6	6	6	Office & Office Technical
	RB2010	Tax Collection Specialist	$1,761	$1,849	$1,942	$2,039	$2,142	1	1	1	Office & Office Technical
	RO3011	Accounting Technician I	$1,544	$1,622	$1,702	$1,787	$1,876	2	2	2	Office & Office Technical
	RO2050	Administrative Secretary	$1,544	$1,622	$1,702	$1,787	$1,876	1	1	1	Office & Office Technical
	RO6115	Office Assistant Specialist	$1,367	$1,435	$1,506	$1,582	$1,661	1	5 *	5 *	Office & Office Technical
-	RO6110	Senior Office Assistant	$1,302	$1,367	$1,435	$1,506	$1,582	7	3 *	3 *	Office & Office Technical
-	RO6105	Office Assistant	$1,240	$1,302	$1,367	$1,435	$1,506	3	3	3	Office & Office Technical
						ALLOCATED TOTAL		**25**	**25**	**25**	
						Temporary (FTE)		**0.5**	**0.5**	**0.5**	
						POSITION TOTAL		**25.5**	**25.5**	**25.5**	
Budget Unit	**1011100000**	**Assessor**									
	OB1490	Assessor/Recorder/County Cler	-	-	-	-	$6,481	1	1	1	Exempt
	EB2491	AsstAssessor/Recrdr/CountyClr	$4,178	$4,387	$4,606	$4,837	$5,078	1	1	1	Senior Management
	RB4306	Principal Appraiser	$3,646	$3,829	$4,020	$4,221	$4,433	2	2	2	Middle Management
	RB4205	Principal Auditor-Appraiser	$3,646	$3,829	$4,020	$4,221	$4,433	1	1	1	Middle Management
	RM0226	Management Analyst III	$3,133	$3,291	$3,456	$3,629	$3,810	1	1	1	Middle Management
	RB4304	Appraiser IV	$2,813	$2,954	$3,102	$3,258	$3,421	4	4	4	Supervisors Unit
	RB4204	Auditor-Appraiser IV	$2,813	$2,954	$3,102	$3,258	$3,421	1	1	1	Supervisors Unit
-	RB4303	Appraiser III	$2,384	$2,503	$2,628	$2,759	$2,898	14	14	14	ParaProfessional & Tech
-	RB4302	Appraiser II	$2,090	$2,194	$2,303	$2,418	$2,539	7	7	7	ParaProfessional & Tech
-	RB4301	Appraiser I	$1,718	$1,804	$1,894	$1,990	$2,090				ParaProfessional & Tech
-	RB4203	Auditor-Appraiser III	$2,384	$2,503	$2,628	$2,759	$2,898	4	4	4	ParaProfessional & Tech

COUNTY OF SAN JOAQUIN

POSITION BUDGET DETAIL
FISCAL YEAR 2016-2017

JOB CODE	POSITION TITLE	------ BIWEEKLY SALARY AS OF JUNE 30, 2017 ----- STEP 1	STEP 2	STEP 3	STEP 4	STEP 5	ALLOCATED JUNE 2016	RECOMMENDED 2016-2017	ADOPTED 2016-2017	REPRESENTATION UNIT
- RB4202	Auditor-Appraiser II	$2,090	$2,194	$2,303	$2,418	$2,539	3	3	3	ParaProfessional & Tech
- RB4201	Auditor-Appraiser I	$1,744	$1,830	$1,922	$2,019	$2,120	1	1	1	ParaProfessional & Tech
RE0204	Chief Cadastral Technician	$1,990	$2,090	$2,194	$2,303	$2,418	1	1	1	Supervisors Unit
RB6001	Administrative Assistant I	$1,904	$1,999	$2,099	$2,205	$2,314	1	1	1	ParaProfessional & Tech
RE0203	Senior Cadastral Technician	$1,858	$1,951	$2,049	$2,152	$2,259	1	1	1	ParaProfessional & Tech
RO1200	Transfer Technician Supervisor	$1,678	$1,761	$1,849	$1,942	$2,039	1	1	1	Supervisors Unit
- RE0202	Cadastral Technician II	$1,670	$1,753	$1,840	$1,932	$2,029	3	3	3	ParaProfessional & Tech
- RE0201	Cadastral Technician I	$1,492	$1,567	$1,645	$1,727	$1,813				ParaProfessional & Tech
RO4460	Property Technician Supervisor	$1,598	$1,678	$1,761	$1,849	$1,942	2	2	2	Supervisors Unit
- RO4423	Transfer Technician III	$1,544	$1,622	$1,702	$1,787	$1,876	3	3	3	Office & Office Technical
- RO4422	Transfer Technician II	$1,478	$1,552	$1,630	$1,710	$1,796	3	3	3	Office & Office Technical
- RO4421	Transfer Technician I	$1,428	$1,499	$1,574	$1,653	$1,735				Office & Office Technical
RO4451	Property Technician	$1,492	$1,567	$1,645	$1,727	$1,813	8	8	8	Office & Office Technical
RO2060	Executive Secretary	$1,787	$1,876	$1,970	$2,070	$2,173		1 *	1 *	Office & Office Technical
RO2000	Office Secretary	$1,442	$1,514	$1,590	$1,670	$1,753	1	1	1	Office & Office Technical
RO1000	Office Supervisor	$1,442	$1,514	$1,590	$1,670	$1,753	2	2	2	Supervisors Unit
- RO6110	Senior Office Assistant	$1,302	$1,367	$1,435	$1,506	$1,582	12	12	12	Office & Office Technical
RO6105	Office Assistant	$1,240	$1,302	$1,367	$1,435	$1,506	1	1	1	Office & Office Technical
					ALLOCATED TOTAL		**79**	**80 ***	**80 ***	
					Temporary (FTE)		**0.1**	**0.1**	**0.1**	
					POSITION TOTAL		**79.1**	**80.1 ***	**80.1 ***	
Budget Unit 1011200000 Purchasing - Support Services										
HB1950	Dir of Purch & Support Services	$4,220	$4,431	$4,653	$4,885	$5,129	1	1	1	Executive
EB1960	Deputy Director Purch & Supp Services	$3,306	$3,471	$3,645	$3,827	$4,019	1	1	1	Senior Management
RB0520	Deputy Purchasing Agent	$2,205	$2,314	$2,430	$2,552	$2,679	1	1	1	Professional
RB0510	Contract Administrator	$2,099	$2,205	$2,314	$2,430	$2,552	5	5	5	Professional
RB0710	Records Supervisor	$1,913	$2,009	$2,110	$2,215	$2,326	1	1	1	Supervisors Unit
RO3012	Accounting Technician II	$1,787	$1,876	$1,970	$2,070	$2,173	1	1	1	Office & Office Technical
RB0500	Purchasing Assistant	$1,727	$1,813	$1,904	$1,999	$2,099	1	1	1	ParaProfessional & Tech
RB0701	Records Management Technician I	$1,464	$1,537	$1,614	$1,694	$1,778	2	2	2	ParaProfessional & Tech
RO1000	Office Supervisor	$1,442	$1,514	$1,590	$1,670	$1,753	1	1	1	Supervisors Unit
RO5502	Lead Mail Clerk	$1,435	$1,506	$1,582	$1,661	$1,744	1	1	1	Office & Office Technical
RO7202	Offset Equipment Operator II	$1,414	$1,485	$1,559	$1,637	$1,718	1	1	1	Trades Labor & Institutnl

COUNTY OF SAN JOAQUIN

POSITION BUDGET DETAIL
FISCAL YEAR 2016-2017

JOB CODE	POSITION TITLE	------ BIWEEKLY SALARY AS OF JUNE 30, 2017 ----- STEP 1	STEP 2	STEP 3	STEP 4	STEP 5	ALLOCATED JUNE 2016	RECOMMENDED 2016-2017	ADOPTED 2016-2017	REPRESENTATION UNIT
RO6115	Office Assistant Specialist	$1,367	$1,435	$1,506	$1,582	$1,661	1	1	1	Office & Office Technical
RO7201	Offset Equipment Operator I	$1,240	$1,302	$1,367	$1,435	$1,506	2	2	2	Trades Labor & Institutnl
RO5501	Mail Clerk	$1,164	$1,222	$1,283	$1,347	$1,414	3	3	3	Office & Office Technical
					ALLOCATED TOTAL		**22**	**22**	**22**	
					Temporary (FTE)		**3.9**	**3.9**	**3.9**	
					POSITION TOTAL		**25.9**	**25.9**	**25.9**	
Budget Unit 1011600000 Office of Revenue - Recovery										
RO1100	Collections Supervisor	$1,761	$1,849	$1,942	$2,039	$2,142	1	1	1	Supervisors Unit
RO3012	Accounting Technician II	$1,787	$1,876	$1,970	$2,070	$2,173	1	1	1	Office & Office Technical
- RO4603	Senior Collections Clerk	$1,630	$1,710	$1,796	$1,886	$1,980	8	7 *	7 *	Office & Office Technical
- RO4602	Collections Clerk II	$1,552	$1,630	$1,710	$1,796	$1,886				Office & Office Technical
- RO4601	Collections Clerk I	$1,328	$1,394	$1,464	$1,537	$1,614				Office & Office Technical
RO3011	Accounting Technician I	$1,544	$1,622	$1,702	$1,787	$1,876	2	2	2	Office & Office Technical
RO6115	Office Assistant Specialist	$1,367	$1,435	$1,506	$1,582	$1,661	2	2	2	Office & Office Technical
- RO6110	Senior Office Assistant	$1,302	$1,367	$1,435	$1,506	$1,582	2	2	2	Office & Office Technical
- RO6105	Office Assistant	$1,240	$1,302	$1,367	$1,435	$1,506	1	1	1	Office & Office Technical
					ALLOCATED TOTAL		**17**	**16 ***	**16 ***	
					POSITION TOTAL		**17**	**16 ***	**16 ***	
Budget Unit 1011800000 County Counsel										
HL1100	County Counsel	$8,035	$8,438	$8,860	$9,303	$9,769	1	1	1	Executive
HL1110	Assistant County Counsel	$6,295	$6,610	$6,941	$7,288	$7,653	1	1	1	Executive
EL2100	Chief Deputy County Counsel	$5,206	$5,466	$5,738	$6,026	$6,326	1	1	1	Senior Management
- RL2074	Litigation Counsel IV	$4,698	$4,934	$5,180	$5,438	$5,710	1	1	1	Confidential
- RL2073	Litigation Counsel III	$4,059	$4,262	$4,475	$4,698	$4,934				Confidential
- RL2072	Litigation Counsel II	$3,242	$3,404	$3,574	$3,754	$3,942				Confidential
- RL2071	Litigation Counsel I	$2,666	$2,799	$2,940	$3,087	$3,242				Confidential
- RL2054	Deputy County Counsel IV	$4,698	$4,934	$5,180	$5,438	$5,710	8	8	8	Confidential
- RL2053	Deputy County Counsel III	$4,059	$4,262	$4,475	$4,698	$4,934	1	1	1	Confidential
- RL2052	Deputy County Counsel II	$3,242	$3,404	$3,574	$3,754	$3,942				Confidential
- RL2051	Deputy County Counsel I	$2,666	$2,799	$2,940	$3,087	$3,242				Confidential
RO2061	Executive Secretary	$1,787	$1,876	$1,970	$2,070	$2,173	1	1	1	Confidential
RL0105	Paralegal II	$1,787	$1,876	$1,970	$2,070	$2,173	1	1	1	Confidential

COUNTY OF SAN JOAQUIN

POSITION BUDGET DETAIL
FISCAL YEAR 2016-2017

	JOB CODE	POSITION TITLE	------ BIWEEKLY SALARY AS OF JUNE 30, 2017 ----- STEP 1	STEP 2	STEP 3	STEP 4	STEP 5	ALLOCATED JUNE 2016	RECOMMENDED 2016-2017	ADOPTED 2016-2017	REPRESENTATION UNIT
-	RL0402	Legal Technician II	$1,492	$1,567	$1,645	$1,727	$1,813	2	2	2	Confidential
-	RL0401	Legal Technician I	$1,414	$1,485	$1,559	$1,637	$1,718				Confidential
-	RO6111	Senior Office Assistant	$1,302	$1,367	$1,435	$1,506	$1,582	2	2	2	Confidential
-	RO6106	Office Assistant	$1,240	$1,302	$1,367	$1,435	$1,506				Confidential
						ALLOCATED TOTAL		**19**	**19**	**19**	
						Temporary (FTE)		**0**	**0.5 ***	**0.5**	
						POSITION TOTAL		**19**	**19.5 ***	**19.5 ***	
	Budget Unit	**1012400000 Human Resources**									
	HB1600	Director of Human Resources	$5,180	$5,438	$5,710	$5,996	$6,295	1	1	1	Executive
	EB2600	Deputy Director of Human Resources	$4,059	$4,262	$4,475	$4,698	$4,934	1	1	1	Senior Management
	RM0251	EEO Program Manager	$3,290	$3,454	$3,627	$3,809	$3,999	1	1	1	Confidential
	RM0252	County Safety & Risk Manager	$3,258	$3,421	$3,592	$3,771	$3,960	1	1	1	Confidential
	RM0250	Employee Benefits Manager	$3,258	$3,421	$3,592	$3,771	$3,960	1	1	1	Confidential
	RB5403	Principal Employee Relations Analyst	$3,258	$3,421	$3,592	$3,771	$3,960	1	1	1	Confidential
	RB5110	Principal Personnel Analyst	$3,258	$3,421	$3,592	$3,771	$3,960	3	3	3	Confidential
	RM0228	Management Analyst III	$3,102	$3,258	$3,421	$3,592	$3,771	2	2	2	Confidential
	RB5310	Safety Officer	$3,102	$3,258	$3,421	$3,592	$3,771	1	1	1	Confidential
	RB5304	Disability Management Coordinator	$3,102	$3,258	$3,421	$3,592	$3,771	1	1	1	Confidential
	RB5200	Staff Development Coordinator	$3,102	$3,258	$3,421	$3,592	$3,771	1	1	1	Confidential
-	RB5103	Personnel Analyst III	$3,102	$3,258	$3,421	$3,592	$3,771	1	1	1	Confidential
-	RB5102	Personnel Analyst II	$2,515	$2,641	$2,773	$2,911	$3,058	10	12 *	12 *	Confidential
-	RB5101	Personnel Analyst I	$1,867	$1,961	$2,059	$2,162	$2,270				Confidential
-	RB5402	Employee Relations Analyst III	$3,102	$3,258	$3,421	$3,592	$3,771	1	1	1	Confidential
-	RB5401	Employee Relations Analyst II	$2,515	$2,641	$2,773	$2,911	$3,058				Confidential
	RB5602	EEO Analyst II	$2,515	$2,641	$2,773	$2,911	$3,058	1	1	1	Confidential
	RB5601	EEO Analyst I	$1,867	$1,961	$2,059	$2,162	$2,270				Confidential
	RB5302	Disability Mgmt Specialist II	$2,515	$2,641	$2,773	$2,911	$3,058	1	1	1	Confidential
	RB5301	Disability Mgmt Specialist I	$1,867	$1,961	$2,059	$2,162	$2,270				Confidential
	RB5005	Position Control Coordinator	$2,183	$2,293	$2,407	$2,527	$2,654	1	1	1	Confidential
	RB5001	Position Control Technician	$1,787	$1,876	$1,970	$2,070	$2,173	2	2	2	Confidential
-	RO2011	Management Secretary II	$1,653	$1,735	$1,822	$1,913	$2,009	1	1	1	Confidential
-	RO2010	Management Secretary I	$1,408	$1,478	$1,552	$1,630	$1,710				Confidential
	RO6701	Office Technician Coordinator	$1,442	$1,514	$1,590	$1,670	$1,753	1	1	1	Confidential

COUNTY OF SAN JOAQUIN

POSITION BUDGET DETAIL
FISCAL YEAR 2016-2017

JOB CODE	POSITION TITLE	------ BIWEEKLY SALARY AS OF JUNE 30, 2017 ----- STEP 1	STEP 2	STEP 3	STEP 4	STEP 5	ALLOCATED JUNE 2016	RECOMMENDED 2016-2017	ADOPTED 2016-2017	REPRESENTATION UNIT
RO6116	Office Assistant Specialist	$1,367	$1,435	$1,506	$1,582	$1,661	4	5 *	5 *	Confidential
- RO6111	Senior Office Assistant	$1,302	$1,367	$1,435	$1,506	$1,582	8	9 *	9 *	Confidential
- RO6106	Office Assistant	$1,240	$1,302	$1,367	$1,435	$1,506				Confidential
					ALLOCATED TOTAL		**45**	**49 ***	**49 ***	
					Temporary (FTE)		**0.3**	**0 ***	**0 ***	
					POSITION TOTAL		**45.3**	**49 ***	**49 ***	
Budget Unit 1013000000 Registrar of Voters										
EB1500	Deputy Director - ROV	$3,681	$3,866	$4,059	$4,262	$4,475	1	1	1	Senior Management
RO4725	Elections Manager	$2,941	$3,088	$3,243	$3,405	$3,576	1	1	1	Middle Management
RO4720	Elections Technician Supervisor	$1,678	$1,761	$1,849	$1,942	$2,039	4	4	4	Supervisors Unit
RC2012	Storekeeper II	$1,653	$1,735	$1,822	$1,913	$2,009	1	1	1	Supervisors Unit
RO6700	Office Technician/Coordinator	$1,442	$1,514	$1,590	$1,670	$1,753	1	1	1	Office & Office Technical
RO4715	Elections Specialist	$1,442	$1,514	$1,590	$1,670	$1,753	1	1	1	Office & Office Technical
- RO4711	Elections Technician	$1,302	$1,367	$1,435	$1,506	$1,582	7	7	7	Office & Office Technical
- RO4710	Elections Technician Trainee	$1,240	$1,302	$1,367	$1,435	$1,506				Office & Office Technical
					ALLOCATED TOTAL		**16**	**16**	**16**	
					Temporary (FTE)		**13.3**	**13.3**	**13.3**	
					POSITION TOTAL		**29.3**	**29.3**	**29.3**	
Budget Unit 1014000000 Facilities Management - Administration										
HC1200	Director of General Services	$5,078	$5,332	$5,598	$5,878	$6,172	1	1	1	Executive
EC1205	Assistant Director General Services	$3,790	$3,979	$4,178	$4,387	$4,606	1	1	1	Senior Management
RO2050	Administrative Secretary	$1,544	$1,622	$1,702	$1,787	$1,876	1	1	1	Office & Office Technical
					ALLOCATED TOTAL		**3**	**3**	**3**	
					POSITION TOTAL		**3**	**3**	**3**	
Budget Unit 1014200000 Facilities Management										
RM0345	Dist Maint & Construction Supervisor	$3,073	$3,227	$3,389	$3,559	$3,736	2	2	2	Middle Management
RE1420	Energy Manager	$2,842	$2,984	$3,133	$3,291	$3,456	1	1	1	Middle Management
RB6512	Management Analyst II	$2,515	$2,641	$2,773	$2,911	$3,058	1	1	1	ParaProfessional & Tech
RC4001	Office Building Engineer	$2,142	$2,248	$2,361	$2,478	$2,602	5	6 *	6 *	Trades Labor & Institutnl
RC0410	Electrician	$2,130	$2,238	$2,349	$2,466	$2,590	4	4	4	Trades Labor & Institutnl
RC0404	Crafts Worker IV	$2,099	$2,205	$2,314	$2,430	$2,552	4	4	4	Supervisors Unit

COUNTY OF SAN JOAQUIN

POSITION BUDGET DETAIL
FISCAL YEAR 2016-2017

JOB CODE	POSITION TITLE	------ BIWEEKLY SALARY AS OF JUNE 30, 2017 ----- STEP 1	STEP 2	STEP 3	STEP 4	STEP 5	ALLOCATED JUNE 2016	RECOMMENDED 2016-2017	ADOPTED 2016-2017	REPRESENTATION UNIT
RC0403	Crafts Worker III	$1,961	$2,059	$2,162	$2,270	$2,384	18	18	18	Trades Labor & Institutnl
- RC0402	Crafts Worker II	$1,537	$1,614	$1,694	$1,778	$1,867	4	3 *	3 *	Trades Labor & Institutnl
- RC0401	Crafts Worker I	$1,394	$1,464	$1,537	$1,614	$1,694				Trades Labor & Institutnl
RO3012	Accounting Technician II	$1,787	$1,876	$1,970	$2,070	$2,173	1	1	1	Office & Office Technical
RO6700	Office Technician/Coordinator	$1,442	$1,514	$1,590	$1,670	$1,753	1	1	1	Office & Office Technical
					ALLOCATED TOTAL		**41**	**41**	**41**	
					Temporary (FTE)		**1.3**	**0.8 ***	**0.8 ***	
					POSITION TOTAL		**42.3**	**41.8 ***	**41.8 ***	
Budget Unit 1014300000 Capital Projects										
EC2201	Facilities & Construction Planner	$3,273	$3,437	$3,609	$3,790	$3,979	1	1	1	Senior Management
RM0226	Management Analyst III	$3,133	$3,291	$3,456	$3,629	$3,810	1	1	1	Middle Management
- RE1003	Engineer III	$2,841	$2,983	$3,133	$3,290	$3,454	1	1	1	Professional
- RE1002	Engineer II	$2,641	$2,773	$2,911	$3,058	$3,210				Professional
- RE1001	Engineer I	$2,282	$2,395	$2,515	$2,641	$2,773				Professional
RE0111	Engineering Assistant I	$1,951	$2,049	$2,152	$2,259	$2,372	2	2	2	ParaProfessional & Tech
- RE0101	Senior Engineering Aide	$1,753	$1,840	$1,932	$2,029	$2,130	1	1	1	ParaProfessional & Tech
- RE0100	Engineering Aide	$1,478	$1,552	$1,630	$1,710	$1,796				ParaProfessional & Tech
					ALLOCATED TOTAL		**6**	**6**	**6**	
					POSITION TOTAL		**6**	**6**	**6**	
Budget Unit 1016000000 Surveyor										
RE3002	Assistant County Surveyor	$3,646	$3,829	$4,020	$4,221	$4,433	1	1	1	Middle Management
RE0111	Engineering Assistant I	$1,951	$2,049	$2,152	$2,259	$2,372	1	1	1	ParaProfessional & Tech
					ALLOCATED TOTAL		**2**	**2**	**2**	
					Temporary (FTE)		**0**	**0.9 ***	**0.9 ***	
					POSITION TOTAL		**2**	**2.9 ***	**2.9 ***	
Budget Unit 2020200000 District Attorney										
OL1390	District Attorney	-	-	-	-	$7,802	1	1	1	Exempt
EL2390	Assistant District Attorney	$5,545	$5,822	$6,114	$6,419	$6,740	2	2	2	Senior Management
EL2391	Chief Deputy District Attorney	$5,180	$5,438	$5,710	$5,996	$6,295	2	2	2	Senior Management
- RL2014	Deputy District Attorney IV	$4,746	$4,982	$5,231	$5,493	$5,767	54	55 *	55 *	Attorney Bargaining Unit
- RL2013	Deputy District Attorney III	$4,100	$4,304	$4,520	$4,746	$4,982	7	7	7	Attorney Bargaining Unit

COUNTY OF SAN JOAQUIN

POSITION BUDGET DETAIL
FISCAL YEAR 2016-2017

	JOB CODE	POSITION TITLE	------ BIWEEKLY SALARY AS OF JUNE 30, 2017 ----- STEP 1	STEP 2	STEP 3	STEP 4	STEP 5	ALLOCATED JUNE 2016	RECOMMENDED 2016-2017	ADOPTED 2016-2017	REPRESENTATION UNIT
-	RL2012	Deputy District Attorney II	$3,275	$3,439	$3,611	$3,792	$3,981	1	1	1	Attorney Bargaining Unit
-	RL2011	Deputy District Attorney I	$2,694	$2,828	$2,969	$3,119	$3,275	12	12	12	Attorney Bargaining Unit
	EL2392	Chief Dist Attorney Investigator	$4,158	$4,366	$4,585	$4,814	$5,054	1	1	1	Senior Management
	RL3023	DA Investigator III	$3,437	$3,609	$3,790	$3,979	$4,178	1	2 *	2 *	Sheriffs Mngmnt
	RI1104	Dept Information Systems Analyst IV	$3,322	$3,489	$3,663	$3,846	$4,039	1	1	1	Professional
	RM0225	Management Services Admin	$3,258	$3,421	$3,592	$3,771	$3,960	1	1	1	Confidential
	RM0226	Management Analyst III	$3,133	$3,291	$3,456	$3,629	$3,810	1	1	1	Middle Management
-	RL3022	DA Investigator II	$3,058	$3,211	$3,372	$3,541	$3,718	11	11	11	Peace Officers Misc
-	RL3021	DA Investigator I	$2,774	$2,911	$3,058	$3,211	$3,372	5	12 *	12 *	Peace Officers Misc
-	RL3000	DA Investigator Trainee	$2,216	$2,327	$2,443	$2,566	$2,694				Peace Officers Misc
-	RI1102	Dept Info Systems Analyst II	$2,666	$2,799	$2,940	$3,087	$3,242	1	1	1	Professional
-	RI1101	DeptInformationSysAnalyst I	$2,173	$2,282	$2,395	$2,515	$2,641				Professional
	RS0220	Family Crimes Coordinator	$2,454	$2,577	$2,706	$2,841	$2,983	1	1	1	Supervisors Unit
	RB6002	Administrative Assistant II	$2,183	$2,293	$2,407	$2,527	$2,654	1	1	1	ParaProfessional & Tech
-	RL3012	DA Investigative Assistant II	$1,813	$1,904	$1,999	$2,099	$2,205	3	3	3	Safety Invstgtv & Custdl
-	RL3011	DA Investigative Assistant I	$1,522	$1,598	$1,678	$1,761	$1,849	1	6 *	6 *	Safety Invstgtv & Custdl
	RO3012	Accounting Technician II	$1,787	$1,876	$1,970	$2,070	$2,173	2	2	2	Office & Office Technical
-	RL0102	Paralegal II	$1,787	$1,876	$1,970	$2,070	$2,173	4	4	4	ParaProfessional & Tech
-	RL0101	Paralegal I	$1,567	$1,645	$1,727	$1,813	$1,904				ParaProfessional & Tech
-	RL0302	Legal Technician II	$1,492	$1,567	$1,645	$1,727	$1,813	27	27 *	27	Office & Office Technical
-	RL0301	Legal Technician I	$1,414	$1,485	$1,559	$1,637	$1,718	10	16 *	16 *	Office & Office Technical
-	RO6110	Senior Office Assistant	$1,302	$1,367	$1,435	$1,506	$1,582				Office & Office Technical
-	RO6105	Office Assistant	$1,240	$1,302	$1,367	$1,435	$1,506	2	2	2	Office & Office Technical
	RC2001	Stock Clerk II	$1,295	$1,360	$1,428	$1,499	$1,574	1	1 *	1	Trades Labor & Institutnl
						ALLOCATED TOTAL		**153**	**173 ***	**173 ***	
						Temporary (FTE)		**1.6**	**3.3 ***	**3.3 ***	
						POSITION TOTAL		**154.6**	**176.3 ***	**176.3 ***	
Budget Unit	**2020205000**	**D A - Victim Assistance**									
	RS6025	Victim Claims Supervisor	$1,735	$1,822	$1,913	$2,009	$2,110	1	1	1	Supervisors Unit
	RO6023	Victim Claims Specialist III	$1,590	$1,670	$1,753	$1,840	$1,932	1	1	1	ParaProfessional & Tech
-	RO6022	Victim Claims Specialist II	$1,514	$1,590	$1,670	$1,753	$1,840	5	5	5	ParaProfessional & Tech
-	RO6021	Victim Claims Specialist I	$1,341	$1,408	$1,478	$1,552	$1,630				ParaProfessional & Tech
-	RO6110	Senior Office Assistant	$1,302	$1,367	$1,435	$1,506	$1,582	1	1	1	Office & Office Technical

COUNTY OF SAN JOAQUIN

POSITION BUDGET DETAIL
FISCAL YEAR 2016-2017

	JOB CODE	POSITION TITLE	------ BIWEEKLY SALARY AS OF JUNE 30, 2017 ----- STEP 1	STEP 2	STEP 3	STEP 4	STEP 5	ALLOCATED JUNE 2016	RECOMMENDED 2016-2017	ADOPTED 2016-2017	REPRESENTATION UNIT
-	RO6105	Office Assistant	$1,240	$1,302	$1,367	$1,435	$1,506				Office & Office Technical
						ALLOCATED TOTAL		**8**	**8**	**8**	
						POSITION TOTAL		**8**	**8**	**8**	
Budget Unit	**2020206000**	**D A - Consumer Fraud-Prop 64**									
	EL2391	Chief Deputy District Attorney	$5,180	$5,438	$5,710	$5,996	$6,295	1	1	1	Senior Management
-	RL2014	Deputy District Attorney IV	$4,746	$4,982	$5,231	$5,493	$5,767	4	4	4	Attorney Bargaining Unit
-	RL2013	Deputy District Attorney III	$4,100	$4,304	$4,520	$4,746	$4,982				Attorney Bargaining Unit
-	RL2012	Deputy District Attorney II	$3,275	$3,439	$3,611	$3,792	$3,981	1	1	1	Attorney Bargaining Unit
-	RL2011	Deputy District Attorney I	$2,694	$2,828	$2,969	$3,119	$3,275				Attorney Bargaining Unit
-	RL3022	DA Investigator II	$3,058	$3,211	$3,372	$3,541	$3,718	1	1	1	Peace Officers Misc
-	RL3021	DA Investigator I	$2,774	$2,911	$3,058	$3,211	$3,372				Peace Officers Misc
-	RL3000	DA Investigator Trainee	$2,216	$2,327	$2,443	$2,566	$2,694				Peace Officers Misc
	RL3012	DA Investigative Assistant II	$1,813	$1,904	$1,999	$2,099	$2,205	1	1	1	Safety Invstgtv & Custdl
-	RL0102	Paralegal II	$1,787	$1,876	$1,970	$2,070	$2,173	5	5	5	ParaProfessional & Tech
-	RL0101	Paralegal I	$1,567	$1,645	$1,727	$1,813	$1,904				ParaProfessional & Tech
-	RL0302	Legal Technician II	$1,492	$1,567	$1,645	$1,727	$1,813	1	1	1	Office & Office Technical
-	RL0301	Legal Technician I	$1,414	$1,485	$1,559	$1,637	$1,718				Office & Office Technical
						ALLOCATED TOTAL		**14**	**14**	**14**	
						Temporary (FTE)		**2.3**	**1.5 ***	**1.5 ***	
						POSITION TOTAL		**16.3**	**15.5 ***	**15.5 ***	
Budget Unit	**2020209000**	**D A - Child Abduction**									
	RL3022	DA Investigator II	$3,058	$3,211	$3,372	$3,541	$3,718	1	1	1	Peace Officers Misc
-	RL3012	DA Investigative Assistant II	$1,813	$1,904	$1,999	$2,099	$2,205	1	1	1	Safety Invstgtv & Custdl
-	RL3011	DA Investigative Assistant I	$1,522	$1,598	$1,678	$1,761	$1,849				Safety Invstgtv & Custdl
-	RO6110	Senior Office Assistant	$1,302	$1,367	$1,435	$1,506	$1,582				Office & Office Technical
-	RO6105	Office Assistant	$1,240	$1,302	$1,367	$1,435	$1,506	1	1	1	Office & Office Technical
						ALLOCATED TOTAL		**3**	**3**	**3**	
						POSITION TOTAL		**3**	**3**	**3**	
Budget Unit	**2020217000**	**D A - Public Assist Fraud Prosecution Unit**									
	RL3023	DA Investigator III	$3,437	$3,609	$3,790	$3,979	$4,178	1	1	1	Sheriffs Mngmnt
-	RL3022	DA Investigator II	$3,058	$3,211	$3,372	$3,541	$3,718	6	10 *	10 *	Peace Officers Misc

COUNTY OF SAN JOAQUIN

POSITION BUDGET DETAIL
FISCAL YEAR 2016-2017

	JOB CODE	POSITION TITLE	------ BIWEEKLY SALARY AS OF JUNE 30, 2017 ----- STEP 1	STEP 2	STEP 3	STEP 4	STEP 5	ALLOCATED JUNE 2016	RECOMMENDED 2016-2017	ADOPTED 2016-2017	REPRESENTATION UNIT
-	RL3021	DA Investigator I	$2,774	$2,911	$3,058	$3,211	$3,372				Peace Officers Misc
-	RL3000	DA Investigator Trainee	$2,216	$2,327	$2,443	$2,566	$2,694				Peace Officers Misc
-	RL3012	DA Investigative Assistant II	$1,813	$1,904	$1,999	$2,099	$2,205	2	4 *	4 *	Safety Invstgtv & Custdl
-	RL3011	DA Investigative Assistant I	$1,522	$1,598	$1,678	$1,761	$1,849				Safety Invstgtv & Custdl
-	RL0302	Legal Technician II	$1,492	$1,567	$1,645	$1,727	$1,813	1	2 *	2 *	Office & Office Technical
-	RL0301	Legal Technician I	$1,414	$1,485	$1,559	$1,637	$1,718				Office & Office Technical
						ALLOCATED TOTAL		**10**	**17 ***	**17 ***	
						POSITION TOTAL		**10**	**17 ***	**17 ***	
Budget Unit	**2020273000**	**D A - Victim Witness Program**									
	RS6040	Victim Witness Program Manager	$2,668	$2,801	$2,941	$3,088	$3,243	1	1	1	Middle Management
	RS6005	Victim Witness Advocate Supevisor	$2,173	$2,282	$2,395	$2,515	$2,641	1	1	1	Supervisors Unit
	RS6003	Senior Office Assistant	$2,039	$2,142	$2,248	$2,361	$2,478	1	1	1	Office & Office Technical
-	RS6002	Victim Witness Advocate II	$1,942	$2,039	$2,142	$2,248	$2,361	2	2	2	ParaProfessional & Tech
-	RS6001	Victim Witness Advocate I	$1,574	$1,653	$1,735	$1,822	$1,913	4	7 *	7 *	ParaProfessional & Tech
						ALLOCATED TOTAL		**9**	**12 ***	**12 ***	
						Temporary (FTE)		**0**	**4.9 ***	**4.9 ***	
						POSITION TOTAL		**9**	**16.9 ***	**16.9 ***	
Budget Unit	**2020278250**	**DA-Criminal Restitution Program**									
-	RL0102	Paralegal II	$1,787	$1,876	$1,970	$2,070	$2,173	1	1	1	ParaProfessional & Tech
-	RL0101	Paralegal I	$1,567	$1,645	$1,727	$1,813	$1,904	1	1	1	ParaProfessional & Tech
-	RO6110	Senior Office Assistant	$1,302	$1,367	$1,435	$1,506	$1,582	1	1	1	Office & Office Technical
-	RO6105	Office Assistant	$1,240	$1,302	$1,367	$1,435	$1,506				Office & Office Technical
						ALLOCATED TOTAL		**3**	**3**	**3**	
						POSITION TOTAL		**3**	**3**	**3**	
Budget Unit	**2020300000**	**Child Support Services**									
	HL1300	Director of Child Support Services	$4,630	$4,861	$5,104	$5,358	$5,626	1	1	1	Executive
	EL2300	Asst Director of Child Support Services	$3,592	$3,771	$3,960	$4,158	$4,366	1	1	1	Senior Management
-	RL2004	Child Support Attorney IV	$4,746	$4,982	$5,231	$5,493	$5,767	3	3	3	Attorney Bargaining Unit
-	RL2003	Child Support Attorney III	$4,100	$4,304	$4,520	$4,746	$4,982				Attorney Bargaining Unit
-	RL2002	Child Support Attorney II	$3,275	$3,439	$3,611	$3,792	$3,981	1	1	1	Attorney Bargaining Unit
-	RL2001	Child Support Attorney I	$2,694	$2,828	$2,969	$3,119	$3,275	1	2 *	2 *	Attorney Bargaining Unit

COUNTY OF SAN JOAQUIN

POSITION BUDGET DETAIL
FISCAL YEAR 2016-2017

JOB CODE	POSITION TITLE	------ BIWEEKLY SALARY AS OF JUNE 30, 2017 ----- STEP 1	STEP 2	STEP 3	STEP 4	STEP 5	ALLOCATED JUNE 2016	RECOMMENDED 2016-2017	ADOPTED 2016-2017	REPRESENTATION UNIT
RM0226	Management Analyst III	$3,133	$3,291	$3,456	$3,629	$3,810	1	1	1	Middle Management
RL1055	Child Support Program Manager	$3,088	$3,243	$3,405	$3,576	$3,754	4	4	4	Middle Management
RB6205	Business Analyst II	$2,515	$2,641	$2,773	$2,911	$3,058		1 *	1 *	ParaProfessional & Tech
- RB4003	Accountant III	$2,384	$2,503	$2,628	$2,759	$2,898	1	1	1	ParaProfessional & Tech
- RB4002	Accountant II	$2,110	$2,215	$2,326	$2,442	$2,564				ParaProfessional & Tech
- RB4001	Accountant I	$1,796	$1,886	$1,980	$2,079	$2,183				ParaProfessional & Tech
RL1021	Child Support Compliance Analyst	$1,990	$2,090	$2,194	$2,303	$2,418	5	5	5	ParaProfessional & Tech
RL1010	Child Support Supervisor	$1,961	$2,059	$2,162	$2,270	$2,384	9	9	9	Supervisors Unit
RO3012	Accounting Technician II	$1,787	$1,876	$1,970	$2,070	$2,173	2	2	2	Office & Office Technical
- RL0102	Paralegal II	$1,787	$1,876	$1,970	$2,070	$2,173	2	1 *	1 *	ParaProfessional & Tech
- RL0101	Paralegal I	$1,567	$1,645	$1,727	$1,813	$1,904				ParaProfessional & Tech
RO1500	Senior Administrative Supervisor	$1,678	$1,761	$1,849	$1,942	$2,039	2	1 *	1 *	Supervisors Unit
RL0303	Senior Legal Technician	$1,630	$1,710	$1,796	$1,886	$1,980	1	1	1	Supervisors Unit
- RL1002	Child Support Officer II	$1,590	$1,670	$1,753	$1,840	$1,932	58	57 *	57 *	ParaProfessional & Tech
- RL1001	Child Support Officer I	$1,341	$1,408	$1,478	$1,552	$1,630	10	9 *	9 *	ParaProfessional & Tech
RO3011	Accounting Technician I	$1,544	$1,622	$1,702	$1,787	$1,876	13	12 *	12 *	Office & Office Technical
- RL0302	Legal Technician II	$1,492	$1,567	$1,645	$1,727	$1,813	4	4	4	Office & Office Technical
- RL0301	Legal Technician I	$1,414	$1,485	$1,559	$1,637	$1,718				Office & Office Technical
RO2000	Office Secretary	$1,442	$1,514	$1,590	$1,670	$1,753	1	1	1	Office & Office Technical
RO1000	Office Supervisor	$1,442	$1,514	$1,590	$1,670	$1,753	1	1	1	Supervisors Unit
RO6115	Office Assistant Specialist	$1,367	$1,435	$1,506	$1,582	$1,661	2	2	2	Office & Office Technical
- RO6110	Senior Office Assistant	$1,302	$1,367	$1,435	$1,506	$1,582	18	18	18	Office & Office Technical
- RO6105	Office Assistant	$1,240	$1,302	$1,367	$1,435	$1,506	5	5	5	Office & Office Technical
RC2001	Stock Clerk II	$1,295	$1,360	$1,428	$1,499	$1,574	1	1	1	Trades Labor & Institutnl
					ALLOCATED TOTAL		**147**	**144 ***	**144 ***	
					POSITION TOTAL		**147**	**144 ***	**144 ***	
Budget Unit 2020400000 Public Defender										
HL1200	Public Defender	$6,114	$6,419	$6,740	$7,077	$7,431	1	1	1	Executive
EL2200	Assistant Public Defender	$5,206	$5,466	$5,738	$6,026	$6,326	1	1	1	Senior Management
EL2201	Chief Deputy Public Defender	$4,861	$5,104	$5,358	$5,626	$5,908	2	2	2	Senior Management
- RL2034	Deputy Public Defender IV	$4,746	$4,982	$5,231	$5,493	$5,767	34	34	34	Attorney Bargaining Unit
- RL2033	Deputy Public Defender III	$4,100	$4,304	$4,520	$4,746	$4,982	2	2	2	Attorney Bargaining Unit
- RL2032	Deputy Public Defender II	$3,275	$3,439	$3,611	$3,792	$3,981	3	3	3	Attorney Bargaining Unit

COUNTY OF SAN JOAQUIN

POSITION BUDGET DETAIL
FISCAL YEAR 2016-2017

JOB CODE	POSITION TITLE	------ BIWEEKLY SALARY AS OF JUNE 30, 2017 ----- STEP 1	STEP 2	STEP 3	STEP 4	STEP 5	ALLOCATED JUNE 2016	RECOMMENDED 2016-2017	ADOPTED 2016-2017	REPRESENTATION UNIT
- RL2031	Deputy Public Defender I	$2,694	$2,828	$2,969	$3,119	$3,275	5	5	5	Attorney Bargaining Unit
RL3033	Chief Public Defender Investigator	$3,058	$3,211	$3,372	$3,541	$3,718	1	1	1	Middle Management
- RI1102	Dept Information Systems Analyst II	$2,666	$2,799	$2,940	$3,087	$3,242	1	1	1	Professional
- RI1101	Dept Information Systems Analyst I	$2,173	$2,282	$2,395	$2,515	$2,641				Professional
- RL3032	Public Defender Investigator II	$2,654	$2,786	$2,926	$3,072	$3,226	11	11	11	Safety Invstgtv & Custdl
- RL3031	Public Defender Investigator I	$2,466	$2,590	$2,719	$2,854	$2,998	1	1	1	Safety Invstgtv & Custdl
RB6002	Administrative Assistant II	$2,183	$2,293	$2,407	$2,527	$2,654	1	1	1	ParaProfessional & Tech
RS3403	Social Worker III	$2,070	$2,173	$2,282	$2,395	$2,515	1	1	1	ParaProfessional & Tech
- RS3001	Senior Social Worker	$1,822	$1,913	$2,009	$2,110	$2,215	1	1	1	ParaProfessional & Tech
- RS3000	Social Worker	$1,574	$1,653	$1,735	$1,822	$1,913				ParaProfessional & Tech
RO3012	Accounting Technician II	$1,787	$1,876	$1,970	$2,070	$2,173	1	1	1	Office & Office Technical
RL0303	Senior Legal Technician	$1,630	$1,710	$1,796	$1,886	$1,980	1	1	1	Supervisors Unit
- RL0302	Legal Technician II	$1,492	$1,567	$1,645	$1,727	$1,813	8	8	8	Office & Office Technical
- RL0301	Legal Technician I	$1,414	$1,485	$1,559	$1,637	$1,718	2	2	2	Office & Office Technical
- RO6110	Senior Office Assistant	$1,302	$1,367	$1,435	$1,506	$1,582	1	1	1	Office & Office Technical
- RO6105	Office Assistant	$1,240	$1,302	$1,367	$1,435	$1,506	1	1	1	Office & Office Technical
					ALLOCATED TOTAL		**79**	**79**	**79**	
					Temporary (FTE)		**1.5**	**0.8 ***	**0.8 ***	
					POSITION TOTAL		**80.5**	**79.8 ***	**79.8 ***	
Budget Unit 2021200000 Pretrial Services										
RP2004	Probation Unit Supervisor	$2,615	$2,746	$2,883	$3,027	$3,179	2	2	2	Probation Officers
RP2003	Probation Officer III	$2,226	$2,338	$2,454	$2,577	$2,706	2	2	2	Probation Officers
- RP2002	Probation Officer II	$2,019	$2,120	$2,226	$2,338	$2,454	1	1	1	Probation Officers
- RP2001	Probation Officer I	$1,761	$1,849	$1,942	$2,039	$2,142				Probation Officers
RL0510	Pretrial Senior Program Specialist	$1,932	$2,029	$2,130	$2,238	$2,349	6	6	6	Safety Invstgtv & Custdl
RL0505	Pretrial Program Specialist	$1,796	$1,886	$1,980	$2,079	$2,183	10	10	10	Safety Invstgtv & Custdl
- RO6110	Senior Office Assistant	$1,302	$1,367	$1,435	$1,506	$1,582	1	1	1	Office & Office Technical
- RO6105	Office Assistant	$1,240	$1,302	$1,367	$1,435	$1,506				Office & Office Technical
					ALLOCATED TOTAL		**22**	**22**	**22**	
					POSITION TOTAL		**22**	**22**	**22**	
Budget Unit 2021201000 Alcohol-Drug Alternative Program										
RS1023	Substance Abuse Program Supervisor	$1,770	$1,858	$1,951	$2,049	$2,152	1	1	1	Supervisors Unit

COUNTY OF SAN JOAQUIN

POSITION BUDGET DETAIL
FISCAL YEAR 2016-2017

JOB CODE	POSITION TITLE	------ BIWEEKLY SALARY AS OF JUNE 30, 2017 ------ STEP 1	STEP 2	STEP 3	STEP 4	STEP 5	ALLOCATED JUNE 2016	RECOMMENDED 2016-2017	ADOPTED 2016-2017	REPRESENTATION UNIT
- RS1022	Substance Abuse Counselor II	$1,653	$1,735	$1,822	$1,913	$2,009	2	2	2	ParaProfessional & Tech
- RS1021	Substance Abuse Counselor I	$1,354	$1,422	$1,492	$1,567	$1,645				ParaProfessional & Tech
- RS1000	Substance Abuse Worker	$1,198	$1,258	$1,321	$1,387	$1,457				ParaProfessional & Tech
- RO6110	Senior Office Assistant	$1,302	$1,367	$1,435	$1,506	$1,582	1	1	1	Office & Office Technical
- RO6105	Office Assistant	$1,240	$1,302	$1,367	$1,435	$1,506				Office & Office Technical
					ALLOCATED TOTAL		**4**	**4**	**4**	
					POSITION TOTAL		**4**	**4**	**4**	
Budget Unit 2021602000 Sheriff - Boating Safety										
RP1010	Sergeant	$3,013	$3,164	$3,322	$3,489	$3,663	1	1	1	Sheriffs Sergeants
- RP1003	Deputy Sheriff II	$2,666	$2,799	$2,940	$3,087	$3,242	6	6	6	Sheriffs Non-Mngmnt
- RP1002	Deputy Sheriff I-Academy Certified	$2,418	$2,539	$2,666	$2,799	$2,940				Sheriffs Non-Mngmnt
- RP1001	Deputy Sheriff I	$2,418	$2,539	$2,666	$2,799	$2,940				Sheriffs Non-Mngmnt
- RP1000	Deputy Sheriff Trainee	$2,070	$2,173	$2,282	$2,395	$2,515				Safety Invstgtv & Custdl
					ALLOCATED TOTAL		**7**	**7**	**7**	
					POSITION TOTAL		**7**	**7**	**7**	
Budget Unit 2021609000 Sheriff - CAL MMET										
RP1030	Sheriff 's Captain	$4,346	$4,562	$4,790	$5,030	$5,282	1	1	1	Sheriffs Mngmnt
- RP1003	Deputy Sheriff II	$2,666	$2,799	$2,940	$3,087	$3,242	1	1	1	Sheriffs Non-Mngmnt
- RP1002	Deputy Sheriff I-Academy Certified	$2,418	$2,539	$2,666	$2,799	$2,940				Sheriffs Non-Mngmnt
- RP1001	Deputy Sheriff I	$2,418	$2,539	$2,666	$2,799	$2,940				Sheriffs Non-Mngmnt
- RP1000	Deputy Sheriff Trainee	$2,070	$2,173	$2,282	$2,395	$2,515				Safety Invstgtv & Custdl
					ALLOCATED TOTAL		**2**	**2**	**2**	
					POSITION TOTAL		**2**	**2**	**2**	
Budget Unit 2021613000 Sheriff-Hi Tech Crimes Task Force										
- RP1003	Deputy Sheriff II	$2,666	$2,799	$2,940	$3,087	$3,242	1	1	1	Sheriffs Non-Mngmnt
- RP1002	Deputy Sheriff I-Academy Certified	$2,418	$2,539	$2,666	$2,799	$2,940				Sheriffs Non-Mngmnt
- RP1001	Deputy Sheriff I	$2,418	$2,539	$2,666	$2,799	$2,940				Sheriffs Non-Mngmnt
- RP1000	Deputy Sheriff Trainee	$2,070	$2,173	$2,282	$2,395	$2,515				Safety Invstgtv & Custdl
					ALLOCATED TOTAL		**1**	**1**	**1**	
					POSITION TOTAL		**1**	**1**	**1**	

COUNTY OF SAN JOAQUIN

POSITION BUDGET DETAIL
FISCAL YEAR 2016-2017

JOB CODE	POSITION TITLE	------ BIWEEKLY SALARY AS OF JUNE 30, 2017 ----- STEP 1	STEP 2	STEP 3	STEP 4	STEP 5	ALLOCATED JUNE 2016	RECOMMENDED 2016-2017	ADOPTED 2016-2017	REPRESENTATION UNIT
Budget Unit 2021614000 Sheriff-Rural Crime Task Force										
- RP1003	Deputy Sheriff II	$2,666	$2,799	$2,940	$3,087	$3,242	2	2	2	Sheriffs Non-Mngmnt
- RP1002	Deputy Sheriff I-Academy Certified	$2,418	$2,539	$2,666	$2,799	$2,940				Sheriffs Non-Mngmnt
- RP1001	Deputy Sheriff I	$2,418	$2,539	$2,666	$2,799	$2,940				Sheriffs Non-Mngmnt
- RP1000	Deputy Sheriff Trainee	$2,070	$2,173	$2,282	$2,395	$2,515				Safety Invstgtv & Custdl
					ALLOCATED TOTAL		**2**	**2**	**2**	
					POSITION TOTAL		**2**	**2**	**2**	
Budget Unit 2021615000 Sheriff-Mountain House										
- RP1003	Deputy Sheriff II	$2,666	$2,799	$2,940	$3,087	$3,242	6	6	6	Sheriffs Non-Mngmnt
- RP1002	Deputy Sheriff I-Academy Certified	$2,418	$2,539	$2,666	$2,799	$2,940				Sheriffs Non-Mngmnt
- RP1001	Deputy Sheriff I	$2,418	$2,539	$2,666	$2,799	$2,940				Sheriffs Non-Mngmnt
- RP1000	Deputy Sheriff Trainee	$2,070	$2,173	$2,282	$2,395	$2,515				Safety Invstgtv & Custdl
					ALLOCATED TOTAL		**6**	**6**	**6**	
					POSITION TOTAL		**6**	**6**	**6**	
Budget Unit 2021619000 Sheriff-Animal Control										
- RP0315	Sheriff's Animal Services Officer II	$1,559	$1,637	$1,718	$1,804	$1,894	8	8	8	Safety Invstgtv & Custdl
- RP0310	Sheriff's Animal Services Officer I	$1,485	$1,559	$1,637	$1,718	$1,804				Safety Invstgtv & Custdl
- RO6110	Senior Office Assistant	$1,302	$1,367	$1,435	$1,506	$1,582	1	1	1	Office & Office Technical
- RO6105	Office Assistant	$1,240	$1,302	$1,367	$1,435	$1,506				Office & Office Technical
					ALLOCATED TOTAL		**9**	**9**	**9**	
					POSITION TOTAL		**9**	**9**	**9**	
Budget Unit 2021620000 Sheriff - Patrol										
RP1030	Sheriff 's Captain	$4,346	$4,562	$4,790	$5,030	$5,282	1	1	1	Sheriffs Mngmnt
RP1020	Lieutenant	$3,645	$3,827	$4,019	$4,220	$4,431	6	6	6	Sheriffs Mngmnt
RP1010	Sergeant	$3,013	$3,164	$3,322	$3,489	$3,663	14	15 *	15 *	Sheriffs Sergeants
- RP1003	Deputy Sheriff II	$2,666	$2,799	$2,940	$3,087	$3,242	75	75	75	Sheriffs Non-Mngmnt
- RP1002	Deputy Sheriff I-Academy Certified	$2,418	$2,539	$2,666	$2,799	$2,940	32	32	32	Sheriffs Non-Mngmnt
- RP1001	Deputy Sheriff I	$2,418	$2,539	$2,666	$2,799	$2,940				Sheriffs Non-Mngmnt
- RP1000	Deputy Sheriff Trainee	$2,070	$2,173	$2,282	$2,395	$2,515	17	23 *	23 *	Safety Invstgtv & Custdl
RP4002	Civilian Crime Prevention Coordinator	$2,314	$2,430	$2,552	$2,679	$2,813	1	1	1	ParaProfessional & Tech
RP4001	Crime Analyst	$2,183	$2,293	$2,407	$2,527	$2,654	2	2	2	ParaProfessional & Tech

COUNTY OF SAN JOAQUIN

POSITION BUDGET DETAIL
FISCAL YEAR 2016-2017

	JOB CODE	POSITION TITLE	------ BIWEEKLY SALARY AS OF JUNE 30, 2017 ----- STEP 1	STEP 2	STEP 3	STEP 4	STEP 5	ALLOCATED JUNE 2016	RECOMMENDED 2016-2017	ADOPTED 2016-2017	REPRESENTATION UNIT
	RO3011	Accounting Technician I	$1,544	$1,622	$1,702	$1,787	$1,876	1	1	1	Office & Office Technical
-	RO6110	Senior Office Assistant	$1,302	$1,367	$1,435	$1,506	$1,582	1	1	1	Office & Office Technical
-	RO6105	Office Assistant	$1,240	$1,302	$1,367	$1,435	$1,506				Office & Office Technical
						ALLOCATED TOTAL		**150**	**157 ***	**157 ***	
						Temporary (FTE)		**2.5**	**3.5 ***	**3.5 ***	
						POSITION TOTAL		**152.5**	**160.5 ***	**160.5 ***	
Budget Unit	**2021622000**	**Sheriff - Communications**									
	RP0105	Communications Dispatch Manager	$3,472	$3,646	$3,829	$4,020	$4,221	1	1	1	Middle Management
	RP0104	Communications Dispatcher IV	$2,466	$2,590	$2,719	$2,854	$2,998	6	6	6	Supervisors Unit
	RP0103	Communications Dispatcher III	$2,059	$2,162	$2,270	$2,384	$2,503	5	6 *	6 *	Office & Office Technical
-	RP0102	Communications Dispatcher II	$1,886	$1,980	$2,079	$2,183	$2,293	20	20	20	Office & Office Technical
-	RP0101	Communications Dispatcher I	$1,606	$1,686	$1,770	$1,858	$1,951	4	8 *	8 *	Office & Office Technical
	RO4800	Radio Communications Specialist	$1,367	$1,435	$1,506	$1,582	$1,661	5	*	*	Office & Office Technical
-	RO6110	Senior Office Assistant	$1,302	$1,367	$1,435	$1,506	$1,582	1	1	1	Office & Office Technical
-	RO6105	Office Assistant	$1,240	$1,302	$1,367	$1,435	$1,506				Office & Office Technical
						ALLOCATED TOTAL		**42**	**42**	**42**	
						POSITION TOTAL		**42**	**42**	**42**	
Budget Unit	**2021626000**	**Sheriff - Detectives**									
	RP1030	Sheriff 's Captain	$4,346	$4,562	$4,790	$5,030	$5,282	1	1	1	Sheriffs Mngmnt
	RP1020	Lieutenant	$3,645	$3,827	$4,019	$4,220	$4,431	2	2	2	Sheriffs Mngmnt
	RP1010	Sergeant	$3,013	$3,164	$3,322	$3,489	$3,663	6	6	6	Sheriffs Sergeants
-	RP1003	Deputy Sheriff II	$2,666	$2,799	$2,940	$3,087	$3,242	26	26	26	Sheriffs Non-Mngmnt
-	RP1002	Deputy Sheriff I-Academy Certified	$2,418	$2,539	$2,666	$2,799	$2,940				Sheriffs Non-Mngmnt
-	RP1001	Deputy Sheriff I	$2,418	$2,539	$2,666	$2,799	$2,940				Sheriffs Non-Mngmnt
-	RP1000	Deputy Sheriff Trainee	$2,070	$2,173	$2,282	$2,395	$2,515				Safety Invstgtv & Custdl
	RP4013	Evidence Technician III	$2,173	$2,282	$2,395	$2,515	$2,641	1	1	1	Safety Invstgtv & Custdl
-	RP4012	Evidence Technician II	$1,876	$1,970	$2,070	$2,173	$2,282	9	13 *	13 *	Safety Invstgtv & Custdl
-	RP4011	Evidence Technician I	$1,678	$1,761	$1,849	$1,942	$2,039				Safety Invstgtv & Custdl
	RP4000	Evidence Custodian	$1,478	$1,552	$1,630	$1,710	$1,796	2	2	2	Safety Invstgtv & Custdl
-	RO6110	Senior Office Assistant	$1,302	$1,367	$1,435	$1,506	$1,582	3	3	3	Office & Office Technical
-	RO6105	Office Assistant	$1,240	$1,302	$1,367	$1,435	$1,506				Office & Office Technical
						ALLOCATED TOTAL		**50**	**54 ***	**54 ***	

COUNTY OF SAN JOAQUIN

POSITION BUDGET DETAIL
FISCAL YEAR 2016-2017

JOB CODE	POSITION TITLE	------ BIWEEKLY SALARY AS OF JUNE 30, 2017 ----- STEP 1	STEP 2	STEP 3	STEP 4	STEP 5	ALLOCATED JUNE 2016	RECOMMENDED 2016-2017	ADOPTED 2016-2017	REPRESENTATION UNIT
						POSITION TOTAL	**50**	**54 ***	**54 ***	
Budget Unit 2021627000 Sheriff - Auto Theft Program										
- RO6110	Senior Office Assistant	$1,302	$1,367	$1,435	$1,506	$1,582	1	1	1	Office & Office Technical
- RO6105	Office Assistant	$1,240	$1,302	$1,367	$1,435	$1,506				Office & Office Technical
						ALLOCATED TOTAL	**1**	**1**	**1**	
						Temporary (FTE)	**0.5**	**0.5**	**0.5**	
						POSITION TOTAL	**1.5**	**1.5**	**1.5**	
Budget Unit 2021628000 Sheriff - Records										
RM1000	Sheriff Records Manager	$3,119	$3,275	$3,439	$3,611	$3,792	1	1	1	Middle Management
RO1500	Senior Administrative Supervisor	$1,678	$1,761	$1,849	$1,942	$2,039	1	1	1	Supervisors Unit
RO1000	Office Supervisor	$1,442	$1,514	$1,590	$1,670	$1,753	7	7	7	Supervisors Unit
RO6115	Office Assistant Specialist	$1,367	$1,435	$1,506	$1,582	$1,661	19	19	19	Office & Office Technical
- RO6110	Senior Office Assistant	$1,302	$1,367	$1,435	$1,506	$1,582	8	8	8	Office & Office Technical
- RO6105	Office Assistant	$1,240	$1,302	$1,367	$1,435	$1,506	2	2	2	Office & Office Technical
						ALLOCATED TOTAL	**38**	**38**	**38**	
						Temporary (FTE)	**2**	**2**	**2**	
						POSITION TOTAL	**40**	**40**	**40**	
Budget Unit 2021635000 Sheriff - Civil										
RP1010	Sergeant	$3,013	$3,164	$3,322	$3,489	$3,663	1	1	1	Sheriffs Sergeants
- RP1003	Deputy Sheriff II	$2,666	$2,799	$2,940	$3,087	$3,242	3	3	3	Sheriffs Non-Mngmnt
- RP1002	Deputy Sheriff I-Academy Certified	$2,418	$2,539	$2,666	$2,799	$2,940				Sheriffs Non-Mngmnt
- RP1001	Deputy Sheriff I	$2,418	$2,539	$2,666	$2,799	$2,940				Sheriffs Non-Mngmnt
- RP1000	Deputy Sheriff Trainee	$2,070	$2,173	$2,282	$2,395	$2,515				Safety Invstgtv & Custdl
RI1101	Dept Information Systems Analyst I	$2,173	$2,282	$2,395	$2,515	$2,641	1	1	1	Professional
RO3012	Accounting Technician II	$1,787	$1,876	$1,970	$2,070	$2,173	1	1	1	Office & Office Technical
RO1000	Office Supervisor	$1,442	$1,514	$1,590	$1,670	$1,753	1	1	1	Supervisors Unit
RL3050	Civil Process Server	$1,360	$1,428	$1,499	$1,574	$1,653	2	2	2	Safety Invstgtv & Custdl
- RO6110	Senior Office Assistant	$1,302	$1,367	$1,435	$1,506	$1,582	5	6 *	6 *	Office & Office Technical
- RO6105	Office Assistant	$1,240	$1,302	$1,367	$1,435	$1,506				Office & Office Technical
						ALLOCATED TOTAL	**14**	**15 ***	**15 ***	
						Temporary (FTE)	**0.8**	**0.8**	**0.8**	

COUNTY OF SAN JOAQUIN

POSITION BUDGET DETAIL
FISCAL YEAR 2016-2017

JOB CODE	POSITION TITLE	------ BIWEEKLY SALARY AS OF JUNE 30, 2017 ----- STEP 1	STEP 2	STEP 3	STEP 4	STEP 5	ALLOCATED JUNE 2016	RECOMMENDED 2016-2017	ADOPTED 2016-2017	REPRESENTATION UNIT
						POSITION TOTAL	**14.8**	**15.8 ***	**15.8 ***	
Budget Unit 2021640000 Sheriff - Coroner-Morgue										
RP1010	Sergeant	$3,013	$3,164	$3,322	$3,489	$3,663	1	1	1	Sheriffs Sergeants
- RP1003	Deputy Sheriff II	$2,666	$2,799	$2,940	$3,087	$3,242	3	3	3	Sheriffs Non-Mngmnt
- RP1002	Deputy Sheriff I-Academy Certified	$2,418	$2,539	$2,666	$2,799	$2,940				Sheriffs Non-Mngmnt
- RP1001	Deputy Sheriff I	$2,418	$2,539	$2,666	$2,799	$2,940				Sheriffs Non-Mngmnt
- RP1000	Deputy Sheriff Trainee	$2,070	$2,173	$2,282	$2,395	$2,515				Safety Invstgtv & Custdl
RH4930	Medical Technician	$1,574	$1,653	$1,735	$1,822	$1,913	2	3 *	3 *	ParaProfessional & Tech
- RO6110	Senior Office Assistant	$1,302	$1,367	$1,435	$1,506	$1,582	2	2	2	Office & Office Technical
- RO6105	Office Assistant	$1,240	$1,302	$1,367	$1,435	$1,506				Office & Office Technical
						ALLOCATED TOTAL	**8**	**9 ***	**9 ***	
						POSITION TOTAL	**8**	**9 ***	**9 ***	
Budget Unit 2021645000 Sheriff-Admin-Support Services										
OP1590	Sheriff Coroner Public Administrator	-	-	-	-	$7,540	1	1	1	Exempt
EP2580	Undersheriff	$5,104	$5,358	$5,626	$5,908	$6,203	1	1	1	Senior Management
EP2590	Assistant Sheriff-Coroner	$4,768	$5,006	$5,256	$5,518	$5,794	2	2	2	Senior Management
RP1030	Sheriff 's Captain	$4,346	$4,562	$4,790	$5,030	$5,282	1	1	1	Sheriffs Mngmnt
RM1010	Sheriff Director of Admin Services	$3,809	$3,999	$4,199	$4,409	$4,630	1	1	1	Confidential
RP1020	Lieutenant	$3,645	$3,827	$4,019	$4,220	$4,431	1	1	1	Sheriffs Mngmnt
RB6401	Sheriff Administrative Analyst	$3,456	$3,629	$3,810	$4,001	$4,201	1	1	1	Middle Management
RP1010	Sergeant	$3,013	$3,164	$3,322	$3,489	$3,663	4	4	4	Sheriffs Sergeants
- RP1003	Deputy Sheriff II	$2,666	$2,799	$2,940	$3,087	$3,242	3	3	3	Sheriffs Non-Mngmnt
- RP1002	Deputy Sheriff I-Academy Certified	$2,418	$2,539	$2,666	$2,799	$2,940				Sheriffs Non-Mngmnt
- RP1001	Deputy Sheriff I	$2,418	$2,539	$2,666	$2,799	$2,940				Sheriffs Non-Mngmnt
- RP1000	Deputy Sheriff Trainee	$2,070	$2,173	$2,282	$2,395	$2,515				Safety Invstgtv & Custdl
RP3002	Correctional Sergeant	$2,527	$2,654	$2,786	$2,926	$3,072	1	1	1	Correctional Officers
- RP3001	Correctional Officer	$2,039	$2,142	$2,248	$2,361	$2,478	2	4 *	4 *	Correctional Officers
- RP3000	Correctional Officer Trainee	$2,039	$2,142	$2,248	$2,361	$2,478				Correctional Officers
RB5500	Departmental Personnel Analyst	$2,515	$2,641	$2,773	$2,911	$3,058		1 *	1 *	Confidential
RB6512	Management Analyst II	$2,515	$2,641	$2,773	$2,911	$3,058		1 *	1 *	ParaProfessional & Tech
RP0120	Background Investigator	$2,205	$2,314	$2,430	$2,552	$2,679	2	2	2	Safety Invstgtv & Custdl
RB6001	Administrative Assistant I	$1,904	$1,999	$2,099	$2,205	$2,314	1	1	1	ParaProfessional & Tech

COUNTY OF SAN JOAQUIN

POSITION BUDGET DETAIL
FISCAL YEAR 2016-2017

	JOB CODE	POSITION TITLE	------ BIWEEKLY SALARY AS OF JUNE 30, 2017 ----- STEP 1	STEP 2	STEP 3	STEP 4	STEP 5	ALLOCATED JUNE 2016	RECOMMENDED 2016-2017	ADOPTED 2016-2017	REPRESENTATION UNIT
	RO3012	Accounting Technician II	$1,787	$1,876	$1,970	$2,070	$2,173	1	1	1	Office & Office Technical
	RO2060	Executive Secretary	$1,787	$1,876	$1,970	$2,070	$2,173	1	1	1	Office & Office Technical
-	RO6110	Senior Office Assistant	$1,302	$1,367	$1,435	$1,506	$1,582	1	1	1	Office & Office Technical
-	RO6105	Office Assistant	$1,240	$1,302	$1,367	$1,435	$1,506	1	1	1	Office & Office Technical
						ALLOCATED TOTAL		**25**	**29 ***	**29 ***	
						Temporary (FTE)		**10.9**	**10.9**	**10.9**	
						POSITION TOTAL		**35.9**	**39.9 ***	**39.9 ***	
Budget Unit	**2021649000**	**Sheriff-Information Systems**									
	RI1011	Dept Information Systems Manager	$3,754	$3,943	$4,140	$4,347	$4,565	1	1	1	Middle Management
	RI1104	Dept Information Systems Analyst IV	$3,322	$3,489	$3,663	$3,846	$4,039	1	1	1	Professional
	RI1103	Dept Information Systems Analyst III	$3,042	$3,195	$3,355	$3,523	$3,699	1	1	1	Professional
-	RI1202	Dept Applications Analyst II	$2,666	$2,799	$2,940	$3,087	$3,242	1	1	1	Professional
-	RI1201	Dept Applications Analyst I	$2,173	$2,282	$2,395	$2,515	$2,641				Professional
						ALLOCATED TOTAL		**4**	**4**	**4**	
						POSITION TOTAL		**4**	**4**	**4**	
Budget Unit	**2021650000**	**Sheriff-Lathrop Police Contract**									
	RP1030	Sheriff 's Captain	$4,346	$4,562	$4,790	$5,030	$5,282	1	1	1	Sheriffs Mngmnt
	RP1020	Lieutenant	$3,645	$3,827	$4,019	$4,220	$4,431	1	1	1	Sheriffs Mngmnt
	RP1010	Sergeant	$3,013	$3,164	$3,322	$3,489	$3,663	3	3	3	Sheriffs Sergeants
-	RP1003	Deputy Sheriff II	$2,666	$2,799	$2,940	$3,087	$3,242	21	22 *	22 *	Sheriffs Non-Mngmnt
-	RP1002	Deputy Sheriff I-Academy Certified	$2,418	$2,539	$2,666	$2,799	$2,940				Sheriffs Non-Mngmnt
-	RP1001	Deputy Sheriff I	$2,418	$2,539	$2,666	$2,799	$2,940				Sheriffs Non-Mngmnt
-	RP1000	Deputy Sheriff Trainee	$2,070	$2,173	$2,282	$2,395	$2,515				Safety Invstgtv & Custdl
						ALLOCATED TOTAL		**26**	**27 ***	**27 ***	
						POSITION TOTAL		**26**	**27 ***	**27 ***	
Budget Unit	**2021655000**	**Sheriff-Patrol-SLESF-AB109**									
-	RP1003	Deputy Sheriff II	$2,666	$2,799	$2,940	$3,087	$3,242	1	1	1	Sheriffs Non-Mngmnt
-	RP1002	Deputy Sheriff I-Academy Certified	$2,418	$2,539	$2,666	$2,799	$2,940				Sheriffs Non-Mngmnt
-	RP1001	Deputy Sheriff I	$2,418	$2,539	$2,666	$2,799	$2,940				Sheriffs Non-Mngmnt
-	RP1000	Deputy Sheriff Trainee	$2,070	$2,173	$2,282	$2,395	$2,515				Safety Invstgtv & Custdl
						ALLOCATED TOTAL		**1**	**1**	**1**	

COUNTY OF SAN JOAQUIN

POSITION BUDGET DETAIL
FISCAL YEAR 2016-2017

JOB CODE	POSITION TITLE	------ BIWEEKLY SALARY AS OF JUNE 30, 2017 ----- STEP 1	STEP 2	STEP 3	STEP 4	STEP 5	ALLOCATED JUNE 2016	RECOMMENDED 2016-2017	ADOPTED 2016-2017	REPRESENTATION UNIT
						POSITION TOTAL	**1**	**1**	**1**	
Budget Unit	**2021657000 Sheriff-Custody-SLESF-AB109**									
- RP3001	Correctional Officer	$2,039	$2,142	$2,248	$2,361	$2,478	1	1	1	Correctional Officers
- RP3000	Correctional Officer Trainee	$2,039	$2,142	$2,248	$2,361	$2,478				Correctional Officers
						ALLOCATED TOTAL	**1**	**1**	**1**	
						POSITION TOTAL	**1**	**1**	**1**	
Budget Unit	**2021658000 Sheriff - Court Services**									
RP1030	Sheriff 's Captain	$4,346	$4,562	$4,790	$5,030	$5,282	1	1	1	Sheriffs Mngmnt
RP1020	Lieutenant	$3,645	$3,827	$4,019	$4,220	$4,431	1	1	1	Sheriffs Mngmnt
RP1010	Sergeant	$3,013	$3,164	$3,322	$3,489	$3,663	5	5	5	Sheriffs Sergeants
- RP1003	Deputy Sheriff II	$2,666	$2,799	$2,940	$3,087	$3,242	39	39	39	Sheriffs Non-Mngmnt
- RP1002	Deputy Sheriff I-Academy Certified	$2,418	$2,539	$2,666	$2,799	$2,940				Sheriffs Non-Mngmnt
- RP1001	Deputy Sheriff I	$2,418	$2,539	$2,666	$2,799	$2,940				Sheriffs Non-Mngmnt
- RP1000	Deputy Sheriff Trainee	$2,070	$2,173	$2,282	$2,395	$2,515				Safety Invstgtv & Custdl
- RP3001	Correctional Officer	$2,039	$2,142	$2,248	$2,361	$2,478	4	4	4	Correctional Officers
- RP3000	Correctional Officer Trainee	$2,039	$2,142	$2,248	$2,361	$2,478				Correctional Officers
						ALLOCATED TOTAL	**50**	**50**	**50**	
						Temporary (FTE)	**6**	**6**	**6**	
						POSITION TOTAL	**56**	**56**	**56**	
Budget Unit	**2022600000 Sheriff - Custody**									
RP3010	Correctional Captain	$3,943	$4,140	$4,347	$4,565	$4,792	1	1	1	Middle Management
RM1020	Central Services Administrator	$3,405	$3,576	$3,754	$3,943	$4,140	1	1	1	Middle Management
RP3003	Correctional Lieutenant	$3,306	$3,472	$3,646	$3,829	$4,020	6	6	6	Middle Management
RM0226	Management Analyst III	$3,133	$3,291	$3,456	$3,629	$3,810	1	1	1	Middle Management
RP1010	Sergeant	$3,013	$3,164	$3,322	$3,489	$3,663	1	1	1	Sheriffs Sergeants
RP0701	Inmate Programs & Services Director	$2,828	$2,969	$3,119	$3,275	$3,439	1	1	1	Middle Management
RP1003	Deputy Sheriff II	$2,666	$2,799	$2,940	$3,087	$3,242	23	25 *	25 *	Sheriffs Non-Mngmnt
- RP1002	Deputy Sheriff I-Academy Certified	$2,418	$2,539	$2,666	$2,799	$2,940				Sheriffs Non-Mngmnt
- RP1001	Deputy Sheriff I	$2,418	$2,539	$2,666	$2,799	$2,940				Sheriffs Non-Mngmnt
- RP1000	Deputy Sheriff Trainee	$2,070	$2,173	$2,282	$2,395	$2,515				Safety Invstgtv & Custdl
RP3002	Correctional Sergeant	$2,527	$2,654	$2,786	$2,926	$3,072	16	16	16	Correctional Officers

COUNTY OF SAN JOAQUIN

POSITION BUDGET DETAIL
FISCAL YEAR 2016-2017

	JOB CODE	POSITION TITLE	------ BIWEEKLY SALARY AS OF JUNE 30, 2017 ----- STEP 1	STEP 2	STEP 3	STEP 4	STEP 5	ALLOCATED JUNE 2016	RECOMMENDED 2016-2017	ADOPTED 2016-2017	REPRESENTATION UNIT
	RM1025	Central Services Manager	$2,528	$2,654	$2,787	$2,926	$3,073	1	1	1	Middle Management
-	RP3001	Correctional Officer	$2,039	$2,142	$2,248	$2,361	$2,478	211	209 *	209 *	Correctional Officers
-	RP3000	Correctional Officer Trainee	$2,039	$2,142	$2,248	$2,361	$2,478	9	9	9	Correctional Officers
	RP0700	Inmate Case Worker	$1,894	$1,990	$2,090	$2,194	$2,303	1	1	1	Safety Invstgtv & Custdl
	RP0750	Jail Librarian	$1,661	$1,744	$1,830	$1,922	$2,019	1	1	1	ParaProfessional & Tech
	RP0705	Custody Recreation Supervisor	$1,606	$1,686	$1,770	$1,858	$1,951	1	1	1	Safety Invstgtv & Custdl
	RP0723	Sheriff Inmate Labor Spec III	$1,582	$1,661	$1,744	$1,830	$1,922	2	2	2	Safety Invstgtv & Custdl
	RC2053	Sheriff Material Specialist III	$1,582	$1,661	$1,744	$1,830	$1,922	2	2	2	Safety Invstgtv & Custdl
	RO3011	Accounting Technician I	$1,544	$1,622	$1,702	$1,787	$1,876	4	4	4	Office & Office Technical
	RP0710	Custody Recreation Assistant	$1,492	$1,567	$1,645	$1,727	$1,813	1	1	1	Safety Invstgtv & Custdl
-	RP0722	Sheriff Inmate Labor Specialist II	$1,478	$1,552	$1,630	$1,710	$1,796	11	14 *	14 *	Safety Invstgtv & Custdl
-	RP0721	Sheriff Inmate Labor Specialist I	$1,360	$1,428	$1,499	$1,574	$1,653	1	1	1	Safety Invstgtv & Custdl
-	RC2052	Sheriff Material Specialist II	$1,478	$1,552	$1,630	$1,710	$1,796	5	5	5	Safety Invstgtv & Custdl
-	RC2051	Sheriff Material Specialist I	$1,360	$1,428	$1,499	$1,574	$1,653				Safety Invstgtv & Custdl
	RO6115	Office Assistant Specialist	$1,367	$1,435	$1,506	$1,582	$1,661	3	3	3	Office & Office Technical
-	RO6110	Senior Office Assistant	$1,302	$1,367	$1,435	$1,506	$1,582	9	9	9	Office & Office Technical
-	RO6105	Office Assistant	$1,240	$1,302	$1,367	$1,435	$1,506				Office & Office Technical
						ALLOCATED TOTAL		**312**	**315 ***	**315 ***	
						Temporary (FTE)		**2.5**	**2.5**	**2.5**	
						POSITION TOTAL		**314.5**	**317.5 ***	**317.5 ***	
Budget Unit	**2022610000**	**Sheriff-LOC Comm Corr-AB109**									
-	RP1003	Deputy Sheriff II	$2,666	$2,799	$2,940	$3,087	$3,242	2	2	2	Sheriffs Non-Mngmnt
-	RP1002	Deputy Sheriff I-Academy Certified	$2,418	$2,539	$2,666	$2,799	$2,940				Sheriffs Non-Mngmnt
-	RP1001	Deputy Sheriff I	$2,418	$2,539	$2,666	$2,799	$2,940				Sheriffs Non-Mngmnt
-	RP1000	Deputy Sheriff Trainee	$2,070	$2,173	$2,282	$2,395	$2,515				Safety Invstgtv & Custdl
	RP3002	Correctional Sergeant	$2,527	$2,654	$2,786	$2,926	$3,072	2	2	2	Correctional Officers
-	RP3001	Correctional Officer	$2,039	$2,142	$2,248	$2,361	$2,478	16	16	16	Correctional Officers
-	RP3000	Correctional Officer Trainee	$2,039	$2,142	$2,248	$2,361	$2,478				Correctional Officers
	RP0700	Inmate Case Worker	$1,894	$1,990	$2,090	$2,194	$2,303	1	1	1	Safety Invstgtv & Custdl
	RO3011	Accounting Technician I	$1,544	$1,622	$1,702	$1,787	$1,876	1	1	1	Office & Office Technical
	RP0710	Custody Recreation Assistant	$1,492	$1,567	$1,645	$1,727	$1,813	1	1	1	Safety Invstgtv & Custdl
-	RP0722	Sheriff Inmate Labor Specialist II	$1,478	$1,552	$1,630	$1,710	$1,796	2	2	2	Safety Invstgtv & Custdl
-	RP0721	Sheriff Inmate Labor Specialist I	$1,360	$1,428	$1,499	$1,574	$1,653				Safety Invstgtv & Custdl

COUNTY OF SAN JOAQUIN

POSITION BUDGET DETAIL
FISCAL YEAR 2016-2017

JOB CODE	POSITION TITLE	------ BIWEEKLY SALARY AS OF JUNE 30, 2017 ----- STEP 1	STEP 2	STEP 3	STEP 4	STEP 5	ALLOCATED JUNE 2016	RECOMMENDED 2016-2017	ADOPTED 2016-2017	REPRESENTATION UNIT
RO6115	Office Assistant Specialist	$1,367	$1,435	$1,506	$1,582	$1,661	6	6	6	Office & Office Technical
- RO6110	Senior Office Assistant	$1,302	$1,367	$1,435	$1,506	$1,582	1	1	1	Office & Office Technical
- RO6105	Office Assistant	$1,240	$1,302	$1,367	$1,435	$1,506				Office & Office Technical
					ALLOCATED TOTAL		**32**	**32**	**32**	
					Temporary (FTE)		**0.5**	**0.5**	**0.5**	
					POSITION TOTAL		**32.5**	**32.5**	**32.5**	
Budget Unit 2022620000 Sheriff - Work Program										
RP1010	Sergeant	$3,013	$3,164	$3,322	$3,489	$3,663	1	1	1	Sheriffs Sergeants
- RP1003	Deputy Sheriff II	$2,666	$2,799	$2,940	$3,087	$3,242	1	1	1	Sheriffs Non-Mngmnt
- RP1002	Deputy Sheriff I-Academy Certified	$2,418	$2,539	$2,666	$2,799	$2,940				Sheriffs Non-Mngmnt
- RP1001	Deputy Sheriff I	$2,418	$2,539	$2,666	$2,799	$2,940				Sheriffs Non-Mngmnt
- RP1000	Deputy Sheriff Trainee	$2,070	$2,173	$2,282	$2,395	$2,515				Safety Invstgtv & Custdl
RP0651	Work Program Specialist II	$1,464	$1,537	$1,614	$1,694	$1,778	2	2	2	Safety Invstgtv & Custdl
RP0650	Work Program Specialist I	$1,347	$1,414	$1,485	$1,559	$1,637	6	6	6	Safety Invstgtv & Custdl
					ALLOCATED TOTAL		**10**	**10**	**10**	
					POSITION TOTAL		**10**	**10**	**10**	
Budget Unit 2022621000 Correctional Health Services										
EH2106	Deputy Director II-SJGH	$3,846	$4,039	$4,241	$4,453	$4,675	1	1	1	Senior Management
RH4325	Pharmacy Manager	$4,587	$4,816	$5,057	$5,310	$5,575	1	1	1	Middle Management
RH4355	Pharmacist	$4,039	$4,241	$4,453	$4,675	$4,910	1	1	1	Professional
RH1161	Nurse Practitioner I-Inpatient	$3,809	$3,999	$4,199	$4,409	$4,630	1	1	1	Registered Nurses
RH1300	Nursing Department Manager	$3,559	$3,736	$3,923	$4,120	$4,326	1	1	1	Middle Management
RH1106	Staff Nurse V-Asst Nursing Dept Mgr	$3,371	$3,540	$3,718	$3,903	$4,098		1 *	1 *	Registered Nurses
RS2014	Chief Mental Health Clinician	$3,355	$3,523	$3,700	$3,885	$4,079	1	1	1	Middle Management
RH1105	Staff Nurse V Clinical Nurse-Inpatient	$3,371	$3,540	$3,718	$3,903	$4,098	5	5	5	Registered Nurses
- RH1104	Staff Nurse IV - Inpatient	$3,179	$3,338	$3,506	$3,681	$3,866	8	8	8	Registered Nurses
- RH1103	Staff Nurse III - Inpatient	$2,983	$3,133	$3,290	$3,454	$3,627	6	6	6	Registered Nurses
- RH1102	Staff Nurse II - Inpatient	$2,883	$3,027	$3,179	$3,338	$3,506				Registered Nurses
- RH1101	Staff Nurse I - Inpatient	$2,706	$2,841	$2,983	$3,133	$3,290				Registered Nurses
- RH1800	Registered Nurse	$2,841	$2,983	$3,133	$3,290	$3,454				Registered Nurses
- RS2012	Mental Health Clinician II	$2,527	$2,654	$2,786	$2,926	$3,072				Professional
- RS2011	Mental Health Clinician I	$2,270	$2,384	$2,503	$2,628	$2,759	1	1	1	Professional

COUNTY OF SAN JOAQUIN

POSITION BUDGET DETAIL
FISCAL YEAR 2016-2017

	JOB CODE	POSITION TITLE	------ BIWEEKLY SALARY AS OF JUNE 30, 2017 ----- STEP 1	STEP 2	STEP 3	STEP 4	STEP 5	ALLOCATED JUNE 2016	RECOMMENDED 2016-2017	ADOPTED 2016-2017	REPRESENTATION UNIT
-	RH2502	Senior Psychiatric Technician	$1,770	$1,858	$1,951	$2,049	$2,152	1	1	1	ParaProfessional & Tech
-	RH2002	Senior Licensed Vocational Nurse	$1,727	$1,813	$1,904	$1,999	$2,099				ParaProfessional & Tech
-	RH2001	Licensed Vocational Nurse	$1,645	$1,727	$1,813	$1,904	$1,999	10	10	10	ParaProfessional & Tech
-	RS2002	Mental Health Specialist II	$1,630	$1,710	$1,796	$1,886	$1,980		1 *	1 *	ParaProfessional & Tech
-	RS2001	Mental Health Specialist I	$1,552	$1,630	$1,710	$1,796	$1,886				ParaProfessional & Tech
-	RH2501	Psychiatric Technician	$1,630	$1,710	$1,796	$1,886	$1,980	5	5	5	ParaProfessional & Tech
-	RH2152	Special Procedures Technician II	$1,606	$1,686	$1,770	$1,858	$1,951				ParaProfessional & Tech
-	RH2151	Special Procedures Technician I	$1,530	$1,606	$1,686	$1,770	$1,858				ParaProfessional & Tech
-	RH3040	Orthopedic Technician	$1,464	$1,537	$1,614	$1,694	$1,778				ParaProfessional & Tech
-	RH3030	Operating Room Technician I	$1,295	$1,360	$1,428	$1,499	$1,574				ParaProfessional & Tech
-	RH3001	Nursing Assistant	$1,187	$1,246	$1,308	$1,374	$1,442				ParaProfessional & Tech
-	RH3000	Nursing Assistant Trainee	$1,061	$1,114	$1,170	$1,228	$1,289				ParaProfessional & Tech
	RB6001	Administrative Assistant II	$1,904	$1,999	$2,099	$2,205	$2,314	1	1	1	ParaProfessional & Tech
	RO3012	Accounting Technician II	$1,787	$1,876	$1,970	$2,070	$2,173	1	1	1	Office & Office Technical
	RO4203	Medical Records Technician II	$1,770	$1,858	$1,951	$2,049	$2,152	1	1	1	Office & Office Technical
-	RH4453	Pharmacy Technician III	$1,544	$1,622	$1,702	$1,787	$1,876				ParaProfessional & Tech
-	RH4452	Pharmacy Technician II	$1,435	$1,506	$1,582	$1,661	$1,744	2	2	2	ParaProfessional & Tech
-	RH4451	Pharmacy Technician I	$1,367	$1,435	$1,506	$1,582	$1,661				ParaProfessional & Tech
	RC2011	Storekeeper I	$1,464	$1,537	$1,614	$1,694	$1,778	1	1	1	Trades Labor & Institutnl
-	RO6110	Senior Office Assistant	$1,302	$1,367	$1,435	$1,506	$1,582	5	5	5	Office & Office Technical
-	RO6105	Office Assistant	$1,240	$1,302	$1,367	$1,435	$1,506				Office & Office Technical
	RC2001	Stock Clerk II	$1,295	$1,360	$1,428	$1,499	$1,574	1	1	1	Trades Labor & Institutnl
	RH3200	Outpatient Clinic Assistant	$1,228	$1,289	$1,354	$1,422	$1,492	1	1	1	ParaProfessional & Tech
	RF0300	Housekeeping Service Worker	$1,119	$1,175	$1,234	$1,295	$1,360	1	2 *	2 *	Trades Labor & Institutnl
							ALLOCATED TOTAL	**56**	**59 ***	**59 ***	
							Temporary (FTE)	**17.6**	**16.8 ***	**16.8 ***	
							POSITION TOTAL	**73.6**	**75.8 ***	**75.8 ***	

Budget Unit 2022700000 Probation - Juvenile

	RM1050	Asst Deputy Chief Probation Officer	$3,179	$3,338	$3,506	$3,681	$3,865	1	1	1	Middle Management
	RP2004	Probation Unit Supervisor	$2,615	$2,746	$2,883	$3,027	$3,179	6	6	6	Probation Officers
	RB6512	Management Analyst II	$2,515	$2,641	$2,773	$2,911	$3,058		1 *	1 *	ParaProfessional & Tech
	RP2003	Probation Officer III	$2,226	$2,338	$2,454	$2,577	$2,706	11	11	11	Probation Officers
-	RP2002	Probation Officer II	$2,019	$2,120	$2,226	$2,338	$2,454	11	11	11	Probation Officers

COUNTY OF SAN JOAQUIN

POSITION BUDGET DETAIL
FISCAL YEAR 2016-2017

	JOB CODE	POSITION TITLE	------ BIWEEKLY SALARY AS OF JUNE 30, 2017 ----- STEP 1	STEP 2	STEP 3	STEP 4	STEP 5	ALLOCATED JUNE 2016	RECOMMENDED 2016-2017	ADOPTED 2016-2017	REPRESENTATION UNIT
-	RP2001	Probation Officer I	$1,761	$1,849	$1,942	$2,039	$2,142	4	4	4	Probation Officers
-	RS3001	Senior Social Worker	$1,822	$1,913	$2,009	$2,110	$2,215	2	2	2	ParaProfessional & Tech
-	RS3000	Social Worker	$1,574	$1,653	$1,735	$1,822	$1,913	2	3 *	3 *	ParaProfessional & Tech
	RO2000	Office Secretary	$1,442	$1,514	$1,590	$1,670	$1,753	1	1	1	Office & Office Technical
	RO1000	Office Supervisor	$1,442	$1,514	$1,590	$1,670	$1,753	1	1	1	Supervisors Unit
	RO6115	Office Assistant Specialist	$1,367	$1,435	$1,506	$1,582	$1,661	1	1	1	Office & Office Technical
-	RO6110	Senior Office Assistant	$1,302	$1,367	$1,435	$1,506	$1,582	8	8	8	Office & Office Technical
-	RO6105	Office Assistant	$1,240	$1,302	$1,367	$1,435	$1,506				Office & Office Technical
						ALLOCATED TOTAL		**48**	**50 ***	**50 ***	
						Temporary (FTE)		**5.8**	**5.8**	**5.8**	
						POSITION TOTAL		**53.8**	**55.8 ***	**55.8 ***	
	Budget Unit	**2022702000 Probation - Adult**									
	RM1050	Asst Deputy Chief Probation Officer	$3,179	$3,338	$3,506	$3,681	$3,865	1	1	1	Middle Management
	RP2004	Probation Unit Supervisor	$2,615	$2,746	$2,883	$3,027	$3,179	5	5	5	Probation Officers
	RP2003	Probation Officer III	$2,226	$2,338	$2,454	$2,577	$2,706	7	7	7	Probation Officers
-	RP2002	Probation Officer II	$2,019	$2,120	$2,226	$2,338	$2,454	22	22	22	Probation Officers
-	RP2001	Probation Officer I	$1,761	$1,849	$1,942	$2,039	$2,142	8	8	8	Probation Officers
	RO2000	Office Secretary	$1,442	$1,514	$1,590	$1,670	$1,753	1	1	1	Office & Office Technical
	RO1000	Office Supervisor	$1,442	$1,514	$1,590	$1,670	$1,753	1	1	1	Supervisors Unit
	RO6115	Office Assistant Specialist	$1,367	$1,435	$1,506	$1,582	$1,661	4	4	4	Office & Office Technical
-	RO6110	Senior Office Assistant	$1,302	$1,367	$1,435	$1,506	$1,582	9	9	9	Office & Office Technical
-	RO6105	Office Assistant	$1,240	$1,302	$1,367	$1,435	$1,506	4	4	4	Office & Office Technical
						ALLOCATED TOTAL		**62**	**62**	**62**	
						Temporary (FTE)		**0**	**0.7 ***	**0.7 ***	
						POSITION TOTAL		**62**	**62.7 ***	**62.7 ***	
	Budget Unit	**2022702300 Probation Adult-SB678**									
	RP2004	Probation Unit Supervisor	$2,615	$2,746	$2,883	$3,027	$3,179	2	3 *	3 *	Probation Officers
-	RB6205	Business Analyst II	$2,515	$2,641	$2,773	$2,911	$3,058				ParaProfessional & Tech
-	RB6204	Business Analyst I	$1,867	$1,961	$2,059	$2,162	$2,270	1	1	1	ParaProfessional & Tech
	RP2003	Probation Officer III	$2,226	$2,338	$2,454	$2,577	$2,706	2	2	2	Probation Officers
-	RP2002	Probation Officer II	$2,019	$2,120	$2,226	$2,338	$2,454	7	7	7	Probation Officers
-	RP2001	Probation Officer I	$1,761	$1,849	$1,942	$2,039	$2,142				Probation Officers

COUNTY OF SAN JOAQUIN

POSITION BUDGET DETAIL
FISCAL YEAR 2016-2017

JOB CODE	POSITION TITLE	------ BIWEEKLY SALARY AS OF JUNE 30, 2017 ----- STEP 1	STEP 2	STEP 3	STEP 4	STEP 5	ALLOCATED JUNE 2016	RECOMMENDED 2016-2017	ADOPTED 2016-2017	REPRESENTATION UNIT
- RO6110	Senior Office Assistant	$1,302	$1,367	$1,435	$1,506	$1,582	2	2	2	Office & Office Technical
- RO6105	Office Assistant	$1,240	$1,302	$1,367	$1,435	$1,506				Office & Office Technical
					ALLOCATED TOTAL		**14**	**15 ***	**15 ***	
					Temporary (FTE)		**0.8**	**0.7 ***	**0.7 ***	
					POSITION TOTAL		**14.8**	**15.7 ***	**15.7 ***	
Budget Unit 2022702510 Probation-LOC Comm Corr-AB109										
RM1050	Asst Deputy Chief Probation Officer	$3,179	$3,338	$3,506	$3,681	$3,865	1	1	1	Middle Management
RP2004	Probation Unit Supervisor	$2,615	$2,746	$2,883	$3,027	$3,179	2	2	2	Probation Officers
- RB6512	Management Analyst II	$2,515	$2,641	$2,773	$2,911	$3,058				ParaProfessional & Tech
- RB6511	Management Analyst I	$1,867	$1,961	$2,059	$2,162	$2,270	1	1	1	ParaProfessional & Tech
RB4003	Accountant III	$2,384	$2,503	$2,628	$2,759	$2,898	1	1	1	ParaProfessional & Tech
RP2003	Probation Officer III	$2,226	$2,338	$2,454	$2,577	$2,706	8	8	8	Probation Officers
- RP2002	Probation Officer II	$2,019	$2,120	$2,226	$2,338	$2,454	15	15	15	Probation Officers
- RP2001	Probation Officer I	$1,761	$1,849	$1,942	$2,039	$2,142		1 *	1 *	Probation Officers
- RB4002	Accountant II	$2,110	$2,215	$2,326	$2,442	$2,564				ParaProfessional & Tech
- RB4001	Accountant I	$1,796	$1,886	$1,980	$2,079	$2,183		1 *	1 *	ParaProfessional & Tech
RO3012	Accounting Technician I	$1,787	$1,876	$1,970	$2,070	$2,173		1 *	1 *	Office & Office Technical
RO2000	Office Secretary	$1,442	$1,514	$1,590	$1,670	$1,753	1	1	1	Office & Office Technical
RO6115	Office Assistant Specialist	$1,367	$1,435	$1,506	$1,582	$1,661	1	1	1	Office & Office Technical
- RO6110	Senior Office Assistant	$1,302	$1,367	$1,435	$1,506	$1,582	2	2	2	Office & Office Technical
- RO6105	Office Assistant	$1,240	$1,302	$1,367	$1,435	$1,506				Office & Office Technical
					ALLOCATED TOTAL		**32**	**35 ***	**35 ***	
					Temporary (FTE)		**0**	**1.3 ***	**1.3 ***	
					POSITION TOTAL		**32**	**36.3 ***	**36.3 ***	
Budget Unit 2022745000 Probation - Administration										
HP1400	County Probation Officer	$5,332	$5,598	$5,878	$6,172	$6,481	1	1	1	Executive
EL2400	Asst County Probation Officer	$4,387	$4,606	$4,837	$5,078	$5,332	1	1	1	Senior Management
RP2005	Deputy Chief Probation Officer	$4,020	$4,221	$4,433	$4,654	$4,886	1	1	1	Middle Management
RM0227	Principal Business Analyst	$3,133	$3,291	$3,456	$3,629	$3,810	1	1	1	Middle Management
RM0226	Management Analyst III	$3,133	$3,291	$3,456	$3,629	$3,810	1	1	1	Middle Management
- RB6512	Management Analyst II	$2,515	$2,641	$2,773	$2,911	$3,058	1	*	*	ParaProfessional & Tech
- RB6511	Management Analyst I	$1,867	$1,961	$2,059	$2,162	$2,270				ParaProfessional & Tech

COUNTY OF SAN JOAQUIN

POSITION BUDGET DETAIL
FISCAL YEAR 2016-2017

JOB CODE	POSITION TITLE	------ BIWEEKLY SALARY AS OF JUNE 30, 2017 ----- STEP 1	STEP 2	STEP 3	STEP 4	STEP 5	ALLOCATED JUNE 2016	RECOMMENDED 2016-2017	ADOPTED 2016-2017	REPRESENTATION UNIT
RP2004	Probation Unit Supervisor	$2,615	$2,746	$2,883	$3,027	$3,179	1	1	1	Probation Officers
RP2003	Probation Officer III	$2,226	$2,338	$2,454	$2,577	$2,706	1	1	1	Probation Officers
RB4002	Accountant II	$2,110	$2,215	$2,326	$2,442	$2,564	1	1	1	ParaProfessional & Tech
RO3012	Accounting Technician II	$1,787	$1,876	$1,970	$2,070	$2,173	2	2	2	Office & Office Technical
RO1500	Senior Administrative Supervisor	$1,678	$1,761	$1,849	$1,942	$2,039	1	1	1	Supervisors Unit
RO3011	Accounting Technician I	$1,544	$1,622	$1,702	$1,787	$1,876	1	1	1	Office & Office Technical
RO6120	Department Payroll Specialist	$1,367	$1,435	$1,506	$1,582	$1,661	2	2	2	Office & Office Technical
RO6115	Office Assistant Specialist	$1,367	$1,435	$1,506	$1,582	$1,661	1	1	1	Office & Office Technical
- RO6110	Senior Office Assistant	$1,302	$1,367	$1,435	$1,506	$1,582	2	2	2	Office & Office Technical
- RO6105	Office Assistant	$1,240	$1,302	$1,367	$1,435	$1,506				Office & Office Technical
					ALLOCATED TOTAL		**18**	**17 ***	**17 ***	
					Temporary (FTE)		**1.4**	**1.9 ***	**1.9 ***	
					POSITION TOTAL		**19.4**	**18.9 ***	**18.9 ***	
Budget Unit 2022785000 Probation Juvenile - Suppl AB109										
RP2004	Probation Unit Supervisor	$2,615	$2,746	$2,883	$3,027	$3,179	2	2	2	Probation Officers
RP2003	Probation Officer III	$2,226	$2,338	$2,454	$2,577	$2,706	3	3	3	Probation Officers
- RP2002	Probation Officer II	$2,019	$2,120	$2,226	$2,338	$2,454	7	7	7	Probation Officers
- RP2001	Probation Officer I	$1,761	$1,849	$1,942	$2,039	$2,142				Probation Officers
- RO6110	Senior Office Assistant	$1,302	$1,367	$1,435	$1,506	$1,582	1	1	1	Office & Office Technical
- RO6105	Office Assistant	$1,240	$1,302	$1,367	$1,435	$1,506				Office & Office Technical
					ALLOCATED TOTAL		**13**	**13**	**13**	
					Temporary (FTE)		**0.8**	**1.3 ***	**1.3 ***	
					POSITION TOTAL		**13.8**	**14.3 ***	**14.3 ***	
Budget Unit 2022800000 Juvenile Detention										
RP2005	Deputy Chief Probation Officer	$4,020	$4,221	$4,433	$4,654	$4,886	1	1	1	Middle Management
RM1050	Asst Depty Chief Probation Officer	$3,179	$3,338	$3,506	$3,681	$3,865	2	2	2	Middle Management
RP2004	Probation Unit Supervisor	$2,615	$2,746	$2,883	$3,027	$3,179	4	4	4	Probation Officers
RP2515	Juvenile Facility Supervisor	$2,238	$2,349	$2,466	$2,590	$2,719	7	7	7	Safety Invstgtv & Custdl
RP2003	Probation Officer III	$2,226	$2,338	$2,454	$2,577	$2,706	6	6	6	Probation Officers
- RP2002	Probation Officer II	$2,019	$2,120	$2,226	$2,338	$2,454	7	7	7	Probation Officers
- RP2001	Probation Officer I	$1,761	$1,849	$1,942	$2,039	$2,142				Probation Officers
RP2510	Juvenile Detention Unit Supervisor	$1,999	$2,099	$2,205	$2,314	$2,430	24	24	24	Safety Invstgtv & Custdl

COUNTY OF SAN JOAQUIN

POSITION BUDGET DETAIL
FISCAL YEAR 2016-2017

	JOB CODE	POSITION TITLE	------ BIWEEKLY SALARY AS OF JUNE 30, 2017 ----- STEP 1	STEP 2	STEP 3	STEP 4	STEP 5	ALLOCATED JUNE 2016	RECOMMENDED 2016-2017	ADOPTED 2016-2017	REPRESENTATION UNIT
-	RP2506	Juvenile Detention Officer	$1,796	$1,886	$1,980	$2,079	$2,183	48	48	48	Safety Invstgtv & Custdl
-	RP2505	Juvenile Detention Officer Assistant	$1,614	$1,694	$1,778	$1,867	$1,961	21	21	21	Safety Invstgtv & Custdl
	RO2000	Office Secretary	$1,442	$1,514	$1,590	$1,670	$1,753	1	1	1	Office & Office Technical
	RO6115	Office Assistant Specialist	$1,367	$1,435	$1,506	$1,582	$1,661	1	1	1	Office & Office Technical
-	RO6110	Senior Office Assistant	$1,302	$1,367	$1,435	$1,506	$1,582	3	3	3	Office & Office Technical
-	RO6105	Office Assistant	$1,240	$1,302	$1,367	$1,435	$1,506				Office & Office Technical
	RC2001	Stock Clerk II	$1,295	$1,360	$1,428	$1,499	$1,574	1	1	1	Trades Labor & Institutnl
	RO5501	Mail Clerk	$1,164	$1,222	$1,283	$1,347	$1,414	1	1	1	Office & Office Technical
						ALLOCATED TOTAL		**127**	**127**	**127**	
						Temporary (FTE)		**7.5**	**7.2 ***	**7.2 ***	
						POSITION TOTAL		**134.5**	**134.2 ***	**134.2 ***	
	Budget Unit	**2023040000 Flood Control Engineering**									
	EC2165	Engineering Services Manager	$3,942	$4,138	$4,346	$4,562	$4,790	1	1	1	Senior Management
-	RE1004	Engineer IV	$3,058	$3,210	$3,371	$3,540	$3,718	1	1	1	Professional
-	RE1003	Engineer III	$2,841	$2,983	$3,133	$3,290	$3,454	1	1	1	Professional
-	RE1002	Engineer II	$2,641	$2,773	$2,911	$3,058	$3,210				Professional
-	RE1001	Engineer I	$2,282	$2,395	$2,515	$2,641	$2,773				Professional
-	RB6002	Administrative Assistant II	$2,183	$2,293	$2,407	$2,527	$2,654	1	1	1	ParaProfessional & Tech
-	RB6001	Administrative Assistant I	$1,904	$1,999	$2,099	$2,205	$2,314				ParaProfessional & Tech
-	RB6000	Junior Administrative Assistant	$1,727	$1,813	$1,904	$1,999	$2,099				ParaProfessional & Tech
						ALLOCATED TOTAL		**4**	**4**	**4**	
						POSITION TOTAL		**4**	**4**	**4**	
	Budget Unit	**2023060000 Water Resources**									
	EC2155	Water Resource Coordinator	$3,942	$4,138	$4,346	$4,562	$4,790	1	1	1	Senior Management
	RE1005	Engineer V	$3,646	$3,829	$4,020	$4,221	$4,433	1	1	1	Middle Management
-	RE1004	Engineer IV	$3,058	$3,210	$3,371	$3,540	$3,718	1	1	1	Professional
-	RE1003	Engineer III	$2,841	$2,983	$3,133	$3,290	$3,454				Professional
-	RE1002	Engineer II	$2,641	$2,773	$2,911	$3,058	$3,210				Professional
-	RE1001	Engineer I	$2,282	$2,395	$2,515	$2,641	$2,773				Professional
	RM0226	Management Analyst III	$3,133	$3,291	$3,456	$3,629	$3,810	1	1	1	Middle Management
-	RB6512	Management Analyst II	$2,515	$2,641	$2,773	$2,911	$3,058				ParaProfessional & Tech
-	RB6511	Management Analyst I	$1,867	$1,961	$2,059	$2,162	$2,270	2	2	2	ParaProfessional & Tech

COUNTY OF SAN JOAQUIN

POSITION BUDGET DETAIL
FISCAL YEAR 2016-2017

JOB CODE	POSITION TITLE	------ BIWEEKLY SALARY AS OF JUNE 30, 2017 ----- STEP 1	STEP 2	STEP 3	STEP 4	STEP 5	ALLOCATED JUNE 2016	RECOMMENDED 2016-2017	ADOPTED 2016-2017	REPRESENTATION UNIT
RE0111	Engineering Assistant I	$1,951	$2,049	$2,152	$2,259	$2,372	1	1	1	ParaProfessional & Tech
- RB6001	Administrative Assistant I	$1,904	$1,999	$2,099	$2,205	$2,314				ParaProfessional & Tech
- RB6000	Junior Administrative Assistant	$1,727	$1,813	$1,904	$1,999	$2,099	1	1	1	ParaProfessional & Tech
					ALLOCATED TOTAL		**8**	**8**	**8**	
					POSITION TOTAL		**8**	**8**	**8**	
Budget Unit 2024100000 Flood Channel Maintenance										
RM0335	Channel Maintenance Superintendent	$3,013	$3,164	$3,323	$3,489	$3,664	1	1	1	Middle Management
RC1000	General Foreman	$2,408	$2,528	$2,654	$2,787	$2,926	1	1	1	Middle Management
RC1005	Equipment Operator Foreman	$2,049	$2,152	$2,259	$2,372	$2,490	1	1	1	Trades Labor & Institutnl
RE0111	Engineering Assistant I	$1,951	$2,049	$2,152	$2,259	$2,372	1	1	1	ParaProfessional & Tech
RC0420	Welder	$1,913	$2,009	$2,110	$2,215	$2,326	1	1	1	Trades Labor & Institutnl
RC0652	Equipment Operator II	$1,886	$1,980	$2,079	$2,183	$2,293	4	4	4	Trades Labor & Institutnl
RC0651	Equipment Operator I	$1,710	$1,796	$1,886	$1,980	$2,079	9	9	9	Trades Labor & Institutnl
RC0572	Pest Abatement Operator II	$1,582	$1,661	$1,744	$1,830	$1,922	1	1	1	Trades Labor & Institutnl
- RC0501	Highway Maintenance Worker	$1,567	$1,645	$1,727	$1,813	$1,904	6	6	6	Trades Labor & Institutnl
- RC0500	Maintenance Worker	$1,387	$1,457	$1,530	$1,606	$1,686	2	2	2	Trades Labor & Institutnl
RO6700	Office Technician/Coordinator	$1,442	$1,514	$1,590	$1,670	$1,753	1	1	1	Office & Office Technical
					ALLOCATED TOTAL		**28**	**28**	**28**	
					Temporary (FTE)		**2.1**	**2.1**	**2.1**	
					POSITION TOTAL		**30.1**	**30.1**	**30.1**	
Budget Unit 2024700000 Agricultural Commissioner										
HA1100	Agricltural Commissioner/Sealer	$4,059	$4,262	$4,475	$4,698	$4,934	1	1	1	Executive
EA2200	Asst Agricultural Commissioner	$3,179	$3,338	$3,506	$3,681	$3,866	1	1	1	Senior Management
RM0120	Deputy Agricultural Commissioner	$2,869	$3,013	$3,164	$3,323	$3,489	4	4	4	Middle Management
RM0110	Deputy Sealer of Weights & Measures	$2,869	$3,013	$3,164	$3,323	$3,489		1 *	1 *	Middle Management
RI1102	Dept Information Systems Analyst II	$2,666	$2,799	$2,940	$3,087	$3,242	1	1	1	Professional
- RA0153	Senior Agricultural Biologist	$2,049	$2,152	$2,259	$2,372	$2,490	12	12	12	Professional
- RA0152	Agricultural Biologist II	$1,858	$1,951	$2,049	$2,152	$2,259	2	2	2	Professional
- RA0151	Agricultural Biologist I	$1,686	$1,770	$1,858	$1,951	$2,049	4	4	4	Professional
RO3012	Accounting Technician II	$1,787	$1,876	$1,970	$2,070	$2,173	1	1	1	Office & Office Technical
RO3011	Accounting Technician I	$1,544	$1,622	$1,702	$1,787	$1,876	1	1	1	Office & Office Technical
- RA0401	Weights & Measures Inspector II	$1,753	$1,840	$1,932	$2,029	$2,130		3 *	3 *	ParaProfessional & Tech

COUNTY OF SAN JOAQUIN

POSITION BUDGET DETAIL
FISCAL YEAR 2016-2017

JOB CODE	POSITION TITLE	------ BIWEEKLY SALARY AS OF JUNE 30, 2017 ----- STEP 1	STEP 2	STEP 3	STEP 4	STEP 5	ALLOCATED JUNE 2016	RECOMMENDED 2016-2017	ADOPTED 2016-2017	REPRESENTATION UNIT
- RA0400	Weights & Measures Inspector I	$1,670	$1,753	$1,840	$1,932	$2,029		1 *	1 *	ParaProfessional & Tech
RO2050	Administrative Secretary	$1,544	$1,622	$1,702	$1,787	$1,876	1	1	1	Office & Office Technical
RO6115	Office Assistant Specialist	$1,367	$1,435	$1,506	$1,582	$1,661	1	1	1	Office & Office Technical
- RO6110	Senior Office Assistant	$1,302	$1,367	$1,435	$1,506	$1,582	6	6	6	Office & Office Technical
- RO6105	Office Assistant	$1,240	$1,302	$1,367	$1,435	$1,506				Office & Office Technical
					ALLOCATED TOTAL		**35**	**40 ***	**40 ***	
					Temporary (FTE)		**16.1**	**14.1 ***	**14.1 ***	
					POSITION TOTAL		**51.1**	**54.1 ***	**54.1 ***	
Budget Unit 2024900000 Sealer of Weights - Measures										
RM0110	Deputy Sealer of Weights & Measures	$2,869	$3,013	$3,164	$3,323	$3,489	1	*	*	Middle Management
- RA0401	Weights & Measures Inspector II	$1,753	$1,840	$1,932	$2,029	$2,130	3	*	*	ParaProfessional & Tech
- RA0400	Weights & Measures Inspector I	$1,670	$1,753	$1,840	$1,932	$2,029	1	*	*	ParaProfessional & Tech
					ALLOCATED TOTAL		**5**	**0 ***	**0 ***	
					POSITION TOTAL		**5**	**0 ***	**0 ***	
Budget Unit 2025600000 Community Development Services										
HE1100	Director of Community Development	$5,256	$5,518	$5,794	$6,084	$6,388	1	1	1	Executive
EE9999	Assistant Director-Community Dev	$4,118	$4,325	$4,541	$4,768	$5,006		1 *	1 *	Senior Management
RI4006	Geographic Info Systems Pgm Mgr	$3,943	$4,140	$4,347	$4,565	$4,792	1	1	1	Middle Management
RE2003	Principal Planner	$3,885	$4,079	$4,283	$4,497	$4,722	1	1	1	Middle Management
EC2150	Deputy Director Bldg Inspection	$3,846	$4,039	$4,241	$4,453	$4,675	1	1	1	Senior Management
RI1011	Dept Information Systems Manager	$3,754	$3,943	$4,140	$4,347	$4,565	1	1	1	Middle Management
RE0305	Community Develop Counter Manager	$3,389	$3,559	$3,736	$3,923	$4,120	1	1	1	Middle Management
RI4203	Principal Geo Information Sys Analyst	$3,195	$3,355	$3,523	$3,699	$3,885	1	1	1	Professional
RE2004	Senior Planner	$3,149	$3,306	$3,472	$3,646	$3,829	4	4	4	Middle Management
RE1102	Senior Plan Check Engineer	$2,869	$3,013	$3,164	$3,322	$3,489	1	1	1	Supervisors Unit
- RI4202	Senior Geo Information Sys Analyst	$2,799	$2,940	$3,087	$3,242	$3,404	1	1	1	Professional
- RI4201	Assoc Geo Information Sys Analyst	$2,282	$2,395	$2,515	$2,641	$2,773				Professional
- RE1101	Plan Check Engineer II	$2,679	$2,813	$2,954	$3,102	$3,258	1	1	1	Professional
- RE1100	Plan Check Engineer I	$2,248	$2,361	$2,478	$2,602	$2,732	1	1	1	Professional
RI1102	Dept Information Systems Analyst II	$2,666	$2,799	$2,940	$3,087	$3,242	1	1	1	Professional
RP6030	Fire Services Coordinator	$2,590	$2,719	$2,854	$2,998	$3,148	1	1	1	ParaProfessional & Tech
RC0103	Senior Building Inspector	$2,577	$2,706	$2,841	$2,983	$3,133	4	4	4	Supervisors Unit

COUNTY OF SAN JOAQUIN

POSITION BUDGET DETAIL
FISCAL YEAR 2016-2017

	JOB CODE	POSITION TITLE	------ BIWEEKLY SALARY AS OF JUNE 30, 2017 ----- STEP 1	STEP 2	STEP 3	STEP 4	STEP 5	ALLOCATED JUNE 2016	RECOMMENDED 2016-2017	ADOPTED 2016-2017	REPRESENTATION UNIT
-	RE2002	Associate Planner	$2,407	$2,527	$2,654	$2,786	$2,926	3	3	3	Professional
-	RE2001	Assistant Planner	$1,980	$2,079	$2,183	$2,293	$2,407				Professional
	RE4003	Senior Code Enforcement Officer	$2,338	$2,454	$2,577	$2,706	$2,841	1	1	1	Safety Invstgtv & Custdl
-	RC0102	Building Inspector II	$2,338	$2,454	$2,577	$2,706	$2,841	3	3	3	ParaProfessional & Tech
-	RC0101	Building Inspector I	$2,226	$2,338	$2,454	$2,577	$2,706	1	1	1	ParaProfessional & Tech
	RE4002	Code Enforcement Officer II	$2,194	$2,303	$2,418	$2,539	$2,666	2	2	2	Safety Invstgtv & Custdl
	RB6002	Administrative Assistant II	$2,183	$2,293	$2,407	$2,527	$2,654	1	1	1	ParaProfessional & Tech
-	RI4102	Geo Information Systems Specialist II	$2,059	$2,162	$2,270	$2,384	$2,503	1	1	1	ParaProfessional & Tech
-	RI4101	Geo Information Systems Specialist I	$1,867	$1,961	$2,059	$2,162	$2,270				ParaProfessional & Tech
	RE0301	Development Services Senior Tech	$1,886	$1,980	$2,079	$2,183	$2,293	2	2	2	ParaProfessional & Tech
	RO3012	Accounting Technician II	$1,787	$1,876	$1,970	$2,070	$2,173	1	1	1	Office & Office Technical
	RE0300	Development Services Technician	$1,710	$1,796	$1,886	$1,980	$2,079	3	3	3	ParaProfessional & Tech
	RO6115	Office Assistant Specialist	$1,367	$1,435	$1,506	$1,582	$1,661	1	1	1	Office & Office Technical
-	RO6110	Senior Office Assistant	$1,302	$1,367	$1,435	$1,506	$1,582	4	4	4	Office & Office Technical
-	RO6105	Office Assistant	$1,240	$1,302	$1,367	$1,435	$1,506				Office & Office Technical
						ALLOCATED TOTAL		**44**	**45 ***	**45 ***	
						Temporary (FTE)		**1**	**1.8 ***	**1.8 ***	
						POSITION TOTAL		**45**	**46.8 ***	**46.8 ***	
Budget Unit	**2025700000**	**Sheriff - Public Administrator**									
	RM0245	Chief Deputy Public Administrator	$2,814	$2,956	$3,103	$3,259	$3,422	1	1	1	Middle Management
-	RM0241	Deputy Public Administrator II	$2,009	$2,110	$2,215	$2,326	$2,442	2	2	2	ParaProfessional & Tech
-	RM0240	Deputy Public Administrator I	$1,813	$1,904	$1,999	$2,099	$2,205				ParaProfessional & Tech
	RO3012	Accounting Technician I	$1,787	$1,876	$1,970	$2,070	$2,173	1	1	1	Office & Office Technical
						ALLOCATED TOTAL		**4**	**4**	**4**	
						POSITION TOTAL		**4**	**4**	**4**	
Budget Unit	**2025900000**	**Recorder - County Clerk**									
	RM0910	Recorder-County Clerk Oper Manager	$2,516	$2,641	$2,774	$2,911	$3,058	1	1	1	Middle Management
	RO4450	Recorder-County Clerk Ops Supervisor	$1,904	$1,999	$2,099	$2,205	$2,314	1	1	1	Supervisors Unit
	RO3012	Accounting Technician II	$1,787	$1,876	$1,970	$2,070	$2,173	1	1	1	Office & Office Technical
	RO4401	Sr Recordable Documents Examiner	$1,678	$1,761	$1,849	$1,942	$2,039	1	1	1	Supervisors Unit
	RO4400	Recordable Documents Examiner	$1,537	$1,614	$1,694	$1,778	$1,867	4	4	4	Office & Office Technical
	RO1000	Office Supervisor	$1,442	$1,514	$1,590	$1,670	$1,753	1	1	1	Supervisors Unit

COUNTY OF SAN JOAQUIN

POSITION BUDGET DETAIL
FISCAL YEAR 2016-2017

JOB CODE	POSITION TITLE	------ BIWEEKLY SALARY AS OF JUNE 30, 2017 ----- STEP 1	STEP 2	STEP 3	STEP 4	STEP 5	ALLOCATED JUNE 2016	RECOMMENDED 2016-2017	ADOPTED 2016-2017	REPRESENTATION UNIT
RO4405	Recordable Documents Indexer	$1,302	$1,367	$1,435	$1,506	$1,582	7	6 *	6 *	Office & Office Technical
- RO6110	Senior Office Assistant	$1,302	$1,367	$1,435	$1,506	$1,582	7	8 *	8 *	Office & Office Technical
- RO6105	Office Assistant	$1,240	$1,302	$1,367	$1,435	$1,506	1	1	1	Office & Office Technical
					ALLOCATED TOTAL		**24**	**24**	**24**	
					POSITION TOTAL		**24**	**24**	**24**	
Budget Unit 2026000000 Emergency Services										
EB1805	Director- Emergency Operations	$3,117	$3,273	$3,437	$3,609	$3,790	1	1	1	Senior Management
RP0604	Senior Emergency Planner	$2,314	$2,430	$2,552	$2,679	$2,813	1	1	1	ParaProfessional & Tech
RP0602	Emergency Planner	$2,099	$2,205	$2,314	$2,430	$2,552	2	2	2	ParaProfessional & Tech
RO3011	Accounting Technician I	$1,544	$1,622	$1,702	$1,787	$1,876	1	1	1	Office & Office Technical
- RO6110	Senior Office Assistant	$1,302	$1,367	$1,435	$1,506	$1,582	1	1	1	Office & Office Technical
- RO6105	Office Assistant	$1,240	$1,302	$1,367	$1,435	$1,506				Office & Office Technical
					ALLOCATED TOTAL		**6**	**6**	**6**	
					Temporary (FTE)		**1.7**	**1.5 ***	**1.5 ***	
					POSITION TOTAL		**7.7**	**7.5 ***	**7.5 ***	
Budget Unit 3030101000 Public Works - Administration										
HC1100	Director of Public Works	$5,738	$6,026	$6,326	$6,643	$6,975	1	1	1	Executive
EC2100	Chief Deputy Director-Public Works	$4,837	$5,078	$5,332	$5,598	$5,878	1	1	1	Senior Management
EC2101	Deputy Director-Public Works	$4,518	$4,745	$4,982	$5,230	$5,492	2	2	2	Senior Management
RI1011	Dept Information Systems Manager	$3,754	$3,943	$4,140	$4,347	$4,565	1	1	1	Middle Management
EC2102	Public Works Business Administrator	$3,627	$3,809	$3,999	$4,199	$4,409	1	1	1	Senior Management
RI4203	Principal Geographic Info Sys Analyst	$3,195	$3,355	$3,523	$3,699	$3,885	1	1	1	Professional
RB3010	Accounting Manager	$2,941	$3,088	$3,243	$3,405	$3,576	1	1	1	Middle Management
RB4003	Accountant III	$2,384	$2,503	$2,628	$2,759	$2,898	2	2	2	ParaProfessional & Tech
RI4201	Associate GIS Systems Analyst	$2,282	$2,395	$2,515	$2,641	$2,773		1 *	1 *	Professional
RB6002	Administrative Assistant II	$2,183	$2,293	$2,407	$2,527	$2,654	2	2	2	ParaProfessional & Tech
RB4002	Accountant II	$2,110	$2,215	$2,326	$2,442	$2,564	1	1	1	ParaProfessional & Tech
- RI4102	Geo Information Systems Spec II	$2,059	$2,162	$2,270	$2,384	$2,503				ParaProfessional & Tech
- RI4101	Geo Information Systems Spec I	$1,867	$1,961	$2,059	$2,162	$2,270	1	1	1	ParaProfessional & Tech
- RI1302	Dept Information Sys Specialist II	$1,961	$2,059	$2,162	$2,270	$2,384	1	1	1	ParaProfessional & Tech
- RI1301	Dept Information Sys Specialist I	$1,778	$1,867	$1,961	$2,059	$2,162				ParaProfessional & Tech
- RB6001	Administrative Assistant I	$1,904	$1,999	$2,099	$2,205	$2,314	2	1 *	1 *	ParaProfessional & Tech

COUNTY OF SAN JOAQUIN

POSITION BUDGET DETAIL
FISCAL YEAR 2016-2017

	JOB CODE	POSITION TITLE	------ BIWEEKLY SALARY AS OF JUNE 30, 2017 ----- STEP 1	STEP 2	STEP 3	STEP 4	STEP 5	ALLOCATED JUNE 2016	RECOMMENDED 2016-2017	ADOPTED 2016-2017	REPRESENTATION UNIT
-	RB6000	Junior Administrative Assistant	$1,727	$1,813	$1,904	$1,999	$2,099				ParaProfessional & Tech
	RO3012	Accounting Technician II	$1,787	$1,876	$1,970	$2,070	$2,173	1	1	1	Office & Office Technical
	RO1500	Office Supervisor	$1,678	$1,761	$1,849	$1,942	$2,039	1	1	1	Supervisors Unit
	RO3011	Accounting Technician I	$1,544	$1,622	$1,702	$1,787	$1,876	1	2 *	2 *	Office & Office Technical
	RI0202	Data Technician II	$1,522	$1,598	$1,678	$1,761	$1,849	1	1	1	Office & Office Technical
	RO2000	Office Secretary	$1,442	$1,514	$1,590	$1,670	$1,753	1	1	1	Office & Office Technical
	RO1050	Public Works Records Supervisor	$1,387	$1,457	$1,530	$1,606	$1,686	1	1	1	Office & Office Technical
	RO6120	Department Payroll Specialist	$1,367	$1,435	$1,506	$1,582	$1,661	1	1	1	Office & Office Technical
	RO6115	Office Assistant Specialist	$1,367	$1,435	$1,506	$1,582	$1,661	1	*	*	Office & Office Technical
-	RO6110	Senior Office Assistant	$1,302	$1,367	$1,435	$1,506	$1,582	4	4	4	Office & Office Technical
-	RO6105	Office Assistant	$1,240	$1,302	$1,367	$1,435	$1,506				Office & Office Technical
						ALLOCATED TOTAL		**29**	**29**	**29**	
						Temporary (FTE)		**2.3**	**2.3**	**2.3**	
						POSITION TOTAL		**31.3**	**31.3**	**31.3**	
Budget Unit	**3030103000**	**Public Works - Engineering**									
	EC2165	Engineering Services Manager	$3,942	$4,138	$4,346	$4,562	$4,790	2	2	2	Senior Management
	RE1005	Engineer V	$3,646	$3,829	$4,020	$4,221	$4,433	2	2	2	Middle Management
	RE2004	Senior Planner	$3,149	$3,306	$3,472	$3,646	$3,829	1	1	1	Professional
	RM0226	Management Analyst III	$3,133	$3,291	$3,456	$3,629	$3,810	1	1	1	Middle Management
-	RE1004	Engineer IV	$3,058	$3,210	$3,371	$3,540	$3,718	6	6	6	Professional
-	RE1003	Engineer III	$2,841	$2,983	$3,133	$3,290	$3,454	2	2	2	Professional
-	RE1002	Engineer II	$2,641	$2,773	$2,911	$3,058	$3,210	4	4	4	Professional
-	RE1001	Engineer I	$2,282	$2,395	$2,515	$2,641	$2,773	5	5	5	Professional
	RE3001	Licensed Land Surveyor	$2,841	$2,983	$3,133	$3,290	$3,454	1	1	1	Professional
	RE0113	Engineering Assistant III	$2,590	$2,719	$2,854	$2,998	$3,148	1	1	1	ParaProfessional & Tech
	RE0112	Engineering Assistant II	$2,314	$2,430	$2,552	$2,679	$2,813	4	5 *	5 *	ParaProfessional & Tech
	RE0111	Engineering Assistant I	$1,951	$2,049	$2,152	$2,259	$2,372	10	10	10	ParaProfessional & Tech
-	RB6512	Management Analyst II	$2,515	$2,641	$2,773	$2,911	$3,058	3	3	3	ParaProfessional & Tech
-	RB6511	Management Analyst I	$1,867	$1,961	$2,059	$2,162	$2,270				ParaProfessional & Tech
-	RE2002	Associate Planner	$2,407	$2,527	$2,654	$2,786	$2,926	1	1	1	Professional
-	RE2001	Assistant Planner	$1,980	$2,079	$2,183	$2,293	$2,407				Professional
	RE5002	Associate Real Property Agent	$2,338	$2,454	$2,577	$2,706	$2,841	1	1	1	ParaProfessional & Tech
	RE5001	Assistant Real Property Agent	$2,019	$2,120	$2,226	$2,338	$2,454	1	1	1	ParaProfessional & Tech

COUNTY OF SAN JOAQUIN

POSITION BUDGET DETAIL
FISCAL YEAR 2016-2017

	JOB CODE	POSITION TITLE	------ BIWEEKLY SALARY AS OF JUNE 30, 2017 ----- STEP 1	STEP 2	STEP 3	STEP 4	STEP 5	ALLOCATED JUNE 2016	RECOMMENDED 2016-2017	ADOPTED 2016-2017	REPRESENTATION UNIT
-	RB6002	Administrative Assistant II	$2,183	$2,293	$2,407	$2,527	$2,654				ParaProfessional & Tech
-	RB6001	Administrative Assistant I	$1,904	$1,999	$2,099	$2,205	$2,314	2	2	2	ParaProfessional & Tech
-	RB6000	Junior Administrative Assistant	$1,727	$1,813	$1,904	$1,999	$2,099	1	1	1	ParaProfessional & Tech
-	RE0101	Senior Engineering Aide	$1,753	$1,840	$1,932	$2,029	$2,130	5	5	5	ParaProfessional & Tech
-	RE0100	Engineering Aide	$1,478	$1,552	$1,630	$1,710	$1,796	4	4	4	ParaProfessional & Tech
-	RO6110	Senior Office Assistant	$1,302	$1,367	$1,435	$1,506	$1,582	2	2	2	Office & Office Technical
-	RO6105	Office Assistant	$1,240	$1,302	$1,367	$1,435	$1,506				Office & Office Technical
						ALLOCATED TOTAL		**59**	**60 ***	**60 ***	
						Temporary (FTE)		**2.2**	**2.7 ***	**2.7 ***	
						POSITION TOTAL		**61.2**	**62.7 ***	**62.7 ***	
	Budget Unit 3030105000	**Public Work - Road Maintenance**									
	RM0330	Maintenance Superintendent	$3,291	$3,456	$3,629	$3,810	$4,001	1	1	1	Middle Management
	RC1000	General Foreman	$2,408	$2,528	$2,654	$2,787	$2,926	5	5	5	Middle Management
	RC1006	Bridge Maintenance Foreman	$2,130	$2,238	$2,349	$2,466	$2,590	1	1	1	Trades Labor & Institutnl
-	RB4002	Accountant II	$2,110	$2,215	$2,326	$2,442	$2,564	1	1	1	ParaProfessional & Tech
-	RB4001	Accountant I	$1,796	$1,886	$1,980	$2,079	$2,183				ParaProfessional & Tech
	RC1005	Equipment Operator Foreman	$2,049	$2,152	$2,259	$2,372	$2,490	4	4	4	Trades Labor & Institutnl
	RC1003	Traffic Foreman	$2,049	$2,152	$2,259	$2,372	$2,490	1	1	1	Trades Labor & Institutnl
	RE0111	Engineering Assistant I	$1,951	$2,049	$2,152	$2,259	$2,372	1	1	1	ParaProfessional & Tech
	RC0507	Tree Crew Supervisor	$1,904	$1,999	$2,099	$2,205	$2,314	1	1	1	Trades Labor & Institutnl
-	RB6001	Administrative Assistant I	$1,904	$1,999	$2,099	$2,205	$2,314	1	1	1	ParaProfessional & Tech
-	RB6000	Junior Administrative Asst	$1,727	$1,813	$1,904	$1,999	$2,099				ParaProfessional & Tech
	RC0652	Equipment Operator II	$1,886	$1,980	$2,079	$2,183	$2,293	8	8	8	Trades Labor & Institutnl
	RC0552	Traffic Striper Operator II	$1,886	$1,980	$2,079	$2,183	$2,293	1	1	1	Trades Labor & Institutnl
	RC0502	Bridge Maintenance Worker	$1,840	$1,932	$2,029	$2,130	$2,238	4	4	4	Trades Labor & Institutnl
	RC0651	Equipment Operator I	$1,710	$1,796	$1,886	$1,980	$2,079	19	19	19	Trades Labor & Institutnl
	RC0551	Traffic Striper Operator I	$1,710	$1,796	$1,886	$1,980	$2,079	2	2	2	Trades Labor & Institutnl
	RC0510	Traffic Sign Fabricator	$1,710	$1,796	$1,886	$1,980	$2,079	1	1	1	Trades Labor & Institutnl
	RC0506	Tree Crew Worker	$1,645	$1,727	$1,813	$1,904	$1,999	3	3	3	Trades Labor & Institutnl
	RC1503	Bridge Tender	$1,567	$1,645	$1,727	$1,813	$1,904	1	1	1	Trades Labor & Institutnl
-	RC0501	Highway Maintenance Worker	$1,567	$1,645	$1,727	$1,813	$1,904	21	21	21	Trades Labor & Institutnl
-	RC0500	Maintenance Worker	$1,387	$1,457	$1,530	$1,606	$1,686	16	16	16	Trades Labor & Institutnl
	RC2011	Storekeeper I	$1,464	$1,537	$1,614	$1,694	$1,778	1	1	1	Trades Labor & Institutnl

COUNTY OF SAN JOAQUIN

POSITION BUDGET DETAIL
FISCAL YEAR 2016-2017

	JOB CODE	POSITION TITLE	------ BIWEEKLY SALARY AS OF JUNE 30, 2017 ----- STEP 1	STEP 2	STEP 3	STEP 4	STEP 5	ALLOCATED JUNE 2016	RECOMMENDED 2016-2017	ADOPTED 2016-2017	REPRESENTATION UNIT
	RO5300	Radio Communication Clerk	$1,401	$1,470	$1,544	$1,622	$1,702	1	1	1	Office & Office Technical
-	RO6110	Senior Office Assistant	$1,302	$1,367	$1,435	$1,506	$1,582	1	1	1	Office & Office Technical
-	RO6105	Office Assistant	$1,240	$1,302	$1,367	$1,435	$1,506				Office & Office Technical
						ALLOCATED TOTAL		**95**	**95**	**95**	
						Temporary (FTE)		**3.9**	**4.4 ***	**4.4 ***	
						POSITION TOTAL		**98.9**	**99.4 ***	**99.4 ***	
Budget Unit	**3030108000**	**Public Works-Development Services**									
	EC2165	Engineering Services Manager	$3,942	$4,138	$4,346	$4,562	$4,790	1	1	1	Senior Management
-	RE1004	Engineer IV	$3,058	$3,210	$3,371	$3,540	$3,718	1	1	1	Professional
-	RE1003	Engineer III	$2,841	$2,983	$3,133	$3,290	$3,454				Professional
-	RE1002	Engineer II	$2,641	$2,773	$2,911	$3,058	$3,210				Professional
-	RE1001	Engineer I	$2,282	$2,395	$2,515	$2,641	$2,773				Professional
	RE0112	Engineering Assistant II	$2,314	$2,430	$2,552	$2,679	$2,813	1	1	1	ParaProfessional & Tech
	RE0111	Engineering Assistant I	$1,951	$2,049	$2,152	$2,259	$2,372	1	1	1	ParaProfessional & Tech
-	RE0101	Senior Engineering Aide	$1,753	$1,840	$1,932	$2,029	$2,130	1	1	1	ParaProfessional & Tech
-	RE0100	Engineering Aide	$1,478	$1,552	$1,630	$1,710	$1,796				ParaProfessional & Tech
						ALLOCATED TOTAL		**5**	**5**	**5**	
						POSITION TOTAL		**5**	**5**	**5**	
Budget Unit	**3030900000**	**Community Infrastructure-Engineer Services**									
	RE1005	Engineer V	$3,646	$3,829	$4,020	$4,221	$4,433	1	1	1	Professional
	RB6601	Engineering Program Manager	$3,164	$3,323	$3,489	$3,664	$3,847	1	1	1	Middle Management
	RM0226	Management Analyst III	$3,133	$3,291	$3,456	$3,629	$3,810	1	1	1	Middle Management
	RE0113	Engineering Assistant III	$2,590	$2,719	$2,854	$2,998	$3,148	1	1	1	ParaProfessional & Tech
-	RB6512	Management Analyst II	$2,515	$2,641	$2,773	$2,911	$3,058	2	2	2	ParaProfessional & Tech
-	RB6511	Management Analyst I	$1,867	$1,961	$2,059	$2,162	$2,270				ParaProfessional & Tech
	RB6001	Administrative Assistant I	$1,904	$1,999	$2,099	$2,205	$2,314	1	1	1	ParaProfessional & Tech
						ALLOCATED TOTAL		**7**	**7**	**7**	
						Temporary (FTE)		**0.3**	**0.2 ***	**0.2 ***	
						POSITION TOTAL		**7.3**	**7.2 ***	**7.2 ***	
Budget Unit	**4040300000**	**Mental Health Pharmacy**									
	RH4325	Pharmacy Manager	$4,587	$4,816	$5,057	$5,310	$5,575	1	1	1	Middle Management

COUNTY OF SAN JOAQUIN

POSITION BUDGET DETAIL
FISCAL YEAR 2016-2017

JOB CODE	POSITION TITLE	------ BIWEEKLY SALARY AS OF JUNE 30, 2017 ----- STEP 1	STEP 2	STEP 3	STEP 4	STEP 5	ALLOCATED JUNE 2016	RECOMMENDED 2016-2017	ADOPTED 2016-2017	REPRESENTATION UNIT
RH4350	Pharmacist - Clinical	$4,241	$4,453	$4,675	$4,910	$5,154	1	1	1	Professional
RH4355	Pharmacist	$4,039	$4,241	$4,453	$4,675	$4,910	1	1	1	Professional
RH4454	Pharmacy Tech III Supervisor	$1,544	$1,622	$1,702	$1,787	$1,876	1	1	1	Supervisors Unit
- RH4453	Pharmacy Technician III	$1,544	$1,622	$1,702	$1,787	$1,876	1	1	1	ParaProfessional & Tech
- RH4452	Pharmacy Technician II	$1,435	$1,506	$1,582	$1,661	$1,744	5	5	5	ParaProfessional & Tech
- RH4451	Pharmacy Technician I	$1,367	$1,435	$1,506	$1,582	$1,661				ParaProfessional & Tech
RH0300	Patient Services Representative	$1,464	$1,537	$1,614	$1,694	$1,778	1	*	*	ParaProfessional & Tech
- RO6110	Senior Office Assistant	$1,302	$1,367	$1,435	$1,506	$1,582	2	2	2	Office & Office Technical
- RO6105	Office Assistant	$1,240	$1,302	$1,367	$1,435	$1,506				Office & Office Technical
					ALLOCATED TOTAL		**13**	**12** *	**12** *	
					Temporary (FTE)		**3.7**	**3.8** *	**3.8** *	
					POSITION TOTAL		**16.7**	**15.8** *	**15.8** *	
Budget Unit	**4040500000 Mental Health Services**									
ES2312	Deputy Direrctor-BHS - Clinical	$3,489	$3,663	$3,846	$4,039	$4,241	5	5	5	Senior Management
EH8003	Psychiatrist	$6,386	$7,553	$8,720	$9,887	$11,055	17	17	17	Contractor HCS Physicians
EH8001	Physician Manager	$6,545	$8,111	$9,677	$11,243	$12,809	1	1	1	Physicians Management
RH1166	Nurse Practitioner II - Ambulatory	$3,771	$3,960	$4,158	$4,366	$4,585	4	4	4	Registered Nurses
RH1300	Nursing Department Manager	$3,559	$3,736	$3,923	$4,120	$4,326	1	1	1	Middle Management
RM1130	MH Services Facility Manager	$3,472	$3,646	$3,829	$4,020	$4,221	1	1	1	Middle Management
- RS3044	Chief Clinical Social Worker	$3,355	$3,523	$3,700	$3,885	$4,079				Middle Management
- RS2014	Chief Mental Health Clinician	$3,355	$3,523	$3,700	$3,885	$4,079	16	16	16	Middle Management
- RH1162	Nurse Practitioner II-Inpatient	$3,960	$4,158	$4,366	$4,585	$4,814				Registered Nurses
- RH1505	Mental Health Charge Nrs - Inpatient	$3,371	$3,540	$3,718	$3,903	$4,098				Registered Nurses
- RH1106	Staff NurseV-Asst Dpt Mgr-Inpatient	$3,371	$3,540	$3,718	$3,903	$4,098	1	1	1	Registered Nurses
- RH1105	Staff Nurse V Clinical Nrs-Inpatient	$3,371	$3,540	$3,718	$3,903	$4,098				Registered Nurses
- RH1104	Staff Nurse IV - Inpatient	$3,179	$3,338	$3,506	$3,681	$3,866	5	5	5	Registered Nurses
- RH1103	Staff Nurse III -Inpatient	$2,983	$3,133	$3,290	$3,454	$3,627				Registered Nurses
- RH1102	Staff Nurse II - Inpatient	$2,883	$3,027	$3,179	$3,338	$3,506				Registered Nurses
- RH1101	Staff Nurse I - Inpatient	$2,706	$2,841	$2,983	$3,133	$3,290				Registered Nurses
- RH1125	Staff Nurse V -Clinical - Ambulatory	$3,210	$3,371	$3,540	$3,718	$3,903				Registered Nurses
- RH1124	Staff Nurse IV - Ambulatory	$3,027	$3,179	$3,338	$3,506	$3,681	7	7	7	Registered Nurses
- RH1123	Staff Nurse III - Ambulatory	$2,841	$2,983	$3,133	$3,290	$3,454	2	2	2	Registered Nurses
- RH2502	Senior Psychiatric Technician	$1,770	$1,858	$1,951	$2,049	$2,152	17	17	17	ParaProfessional & Tech

COUNTY OF SAN JOAQUIN

POSITION BUDGET DETAIL
FISCAL YEAR 2016-2017

	JOB CODE	POSITION TITLE	------ BIWEEKLY SALARY AS OF JUNE 30, 2017 ----- STEP 1	STEP 2	STEP 3	STEP 4	STEP 5	ALLOCATED JUNE 2016	RECOMMENDED 2016-2017	ADOPTED 2016-2017	REPRESENTATION UNIT
-	RH2002	Sr Licensed Vocational Nurse	$1,727	$1,813	$1,904	$1,999	$2,099				ParaProfessional & Tech
-	RH2001	Licensed Vocational Nurse	$1,645	$1,727	$1,813	$1,904	$1,999				ParaProfessional & Tech
-	RH2501	Psychiatric Technician	$1,630	$1,710	$1,796	$1,886	$1,980	25	27 *	27 *	ParaProfessional & Tech
-	RS2002	Mental Health Specialist II	$1,630	$1,710	$1,796	$1,886	$1,980	66	66	66	ParaProfessional & Tech
-	RS2001	Mental Health Specialist I	$1,552	$1,630	$1,710	$1,796	$1,886				ParaProfessional & Tech
-	RH2152	Special Procedures Technician II	$1,606	$1,686	$1,770	$1,858	$1,951				ParaProfessional & Tech
-	RH2151	Special Procedures Technician I	$1,530	$1,606	$1,686	$1,770	$1,858				ParaProfessional & Tech
-	RH3001	Nursing Assistant	$1,187	$1,246	$1,308	$1,374	$1,442				ParaProfessional & Tech
-	RH3000	Nursing Assistant Trainee	$1,061	$1,114	$1,170	$1,228	$1,289				ParaProfessional & Tech
	RS2013	Mental Health Clinician III	$2,854	$2,998	$3,148	$3,306	$3,471	23	25 *	25 *	Supervisors Unit
-	RH6004	Occup Therapist -Clinical Specialist	$2,732	$2,869	$3,013	$3,164	$3,322				Professional
-	RH6003	Occupational Therapist-Senior	$2,552	$2,679	$2,813	$2,954	$3,102				Professional
-	RH6002	Occupational Therapist	$2,293	$2,407	$2,527	$2,654	$2,786				Professional
-	RH6000	Occupational Therapist Assistant	$1,710	$1,796	$1,886	$1,980	$2,079	1	1	1	ParaProfessional & Tech
	RM1155	Activity Center Program Direrctor	$2,746	$2,883	$3,027	$3,179	$3,338	1	1	1	Middle Management
-	RI1102	Dept Information Sys Analyst II	$2,666	$2,799	$2,940	$3,087	$3,242	1	*	*	Professional
-	RI1101	Dept Information Sys Analyst I	$2,173	$2,282	$2,395	$2,515	$2,641				Professional
-	RS3042	Clinical Social Worker II	$2,527	$2,654	$2,786	$2,926	$3,072	3	3	3	Professional
-	RS3041	Clinical Social Worker I	$2,270	$2,384	$2,503	$2,628	$2,759				Professional
-	RS2012	Mental Health Clinician II	$2,527	$2,654	$2,786	$2,926	$3,072	21	21	21	Professional
-	RS2011	Mental Health Clinician I	$2,270	$2,384	$2,503	$2,628	$2,759	73	73	73	Professional
-	RB6512	Management Analyst II	$2,515	$2,641	$2,773	$2,911	$3,058	2	2	2	ParaProfessional & Tech
-	RB6511	Management Analyst I	$1,867	$1,961	$2,059	$2,162	$2,270				ParaProfessional & Tech
-	RB4003	Accountant III	$2,384	$2,503	$2,628	$2,759	$2,898	1	*	*	ParaProfessional & Tech
-	RB4002	Accountant II	$2,110	$2,215	$2,326	$2,442	$2,564				ParaProfessional & Tech
-	RB4001	Accountant I	$1,796	$1,886	$1,980	$2,079	$2,183				ParaProfessional & Tech
	RS2035	Mental Health Court Liaison	$2,215	$2,326	$2,442	$2,564	$2,692	1	1	1	ParaProfessional & Tech
-	RS3013	Protective Services Soc Worker III	$2,194	$2,303	$2,418	$2,539	$2,666	3	3	3	ParaProfessional & Tech
-	RS3012	Protective Services Soc Worker II	$2,090	$2,194	$2,303	$2,418	$2,539				ParaProfessional & Tech
-	RS3011	Protective Services Soc Worker I	$1,942	$2,039	$2,142	$2,248	$2,361				ParaProfessional & Tech
	RH2505	Chief Psychiatric Technician	$1,922	$2,019	$2,120	$2,226	$2,338	7	7	7	Supervisors Unit
-	RS2070	Program Specialist-Develop Disabled	$1,904	$1,999	$2,099	$2,205	$2,314	3	3	3	ParaProfessional & Tech
-	RS2062	Instructor II	$1,567	$1,645	$1,727	$1,813	$1,904	7	7	7	ParaProfessional & Tech
-	RS2061	Instructor I	$1,422	$1,492	$1,567	$1,645	$1,727				ParaProfessional & Tech

COUNTY OF SAN JOAQUIN

POSITION BUDGET DETAIL
FISCAL YEAR 2016-2017

	JOB CODE	POSITION TITLE	------ BIWEEKLY SALARY AS OF JUNE 30, 2017 ----- STEP 1	STEP 2	STEP 3	STEP 4	STEP 5	ALLOCATED JUNE 2016	RECOMMENDED 2016-2017	ADOPTED 2016-2017	REPRESENTATION UNIT
-	RS2060	Instructional Assistant	$1,071	$1,125	$1,181	$1,240	$1,302				ParaProfessional & Tech
	RH6602	Rehabilitation Therapist II	$1,830	$1,922	$2,019	$2,120	$2,226	1	1	1	ParaProfessional & Tech
	RS2003	Mental Health Specialist III	$1,813	$1,904	$1,999	$2,099	$2,205	1	1	1	Supervisors Unit
	RO3012	Accounting Technician II	$1,787	$1,876	$1,970	$2,070	$2,173	1	*	*	Office & Office Technical
-	RS5002	Employment Training Spec II	$1,778	$1,867	$1,961	$2,059	$2,162				ParaProfessional & Tech
-	RS5001	Employment Training Spec I	$1,614	$1,694	$1,778	$1,867	$1,961	1	1	1	ParaProfessional & Tech
	RH6601	Rehabilitation Therapist I	$1,710	$1,796	$1,886	$1,980	$2,079	1	1	1	ParaProfessional & Tech
	RS1022	Substance Abuse Counselor II	$1,653	$1,735	$1,822	$1,913	$2,009	5	5	5	ParaProfessional & Tech
	RH0300	Patient Services Representative	$1,464	$1,537	$1,614	$1,694	$1,778		1 *	1 *	ParaProfessional & Tech
	RO6700	Office Technician/Coordinator	$1,442	$1,514	$1,590	$1,670	$1,753	1	1	1	Office & Office Technical
	RO2000	Office Secretary	$1,442	$1,514	$1,590	$1,670	$1,753	1	1	1	Office & Office Technical
	RO1000	Office Supervisor	$1,442	$1,514	$1,590	$1,670	$1,753	7	7	7	Supervisors Unit
	RS2053	MH Consumer Outreach Coordinator	$1,381	$1,450	$1,522	$1,598	$1,678	2	2	2	Supervisors Unit
	RO6115	Office Assistant Specialist	$1,367	$1,435	$1,506	$1,582	$1,661	8	8	8	Office & Office Technical
-	RS2022	Mental Health Interpreter II	$1,360	$1,428	$1,499	$1,574	$1,653	6	6	6	ParaProfessional & Tech
-	RS2021	Mental Health Interpreter I	$1,295	$1,360	$1,428	$1,499	$1,574				ParaProfessional & Tech
-	RO6110	Senior Office Assistant	$1,302	$1,367	$1,435	$1,506	$1,582	41	41	41	Office & Office Technical
-	RO6105	Office Assistant	$1,240	$1,302	$1,367	$1,435	$1,506	9	9	9	Office & Office Technical
-	RS2051	Mental Health Outreach Worker	$1,289	$1,354	$1,422	$1,492	$1,567	16	16	16	ParaProfessional & Tech
-	RS2050	Mental Health Outreach Wkr Trainee	$1,170	$1,228	$1,289	$1,354	$1,422	5	5	5	ParaProfessional & Tech
							ALLOCATED TOTAL	**421**	**423 ***	**423 ***	
							Temporary (FTE)	**115.9**	**117.4 ***	**117.4 ***	
							POSITION TOTAL	**536.9**	**540.4 ***	**540.4 ***	
Budget Unit	**4040600000**	**Substance Abuse Services**									
	RS2012	Mental Health Clinician II	$2,527	$2,654	$2,786	$2,926	$3,072	2	2	2	Professional
	RB6512	Management Analyst II	$2,515	$2,641	$2,773	$2,911	$3,058	1	1	1	ParaProfessional & Tech
	RS1015	Substance Abuse Services Coordinator	$2,540	$2,668	$2,801	$2,941	$3,088	2	2	2	Middle Management
	RB4003	Accountant III	$2,384	$2,503	$2,628	$2,759	$2,898	1	1	1	ParaProfessional & Tech
	RM1122	Substance Abuse Program Manager	$2,304	$2,419	$2,540	$2,668	$2,801	4	4	4	Middle Management
	RS1023	Sub Abuse Program Supervisor	$1,770	$1,858	$1,951	$2,049	$2,152	6	5 *	5 *	Supervisors Unit
-	RS1025	Sub Abuse Prevention Specialist II	$1,735	$1,822	$1,913	$2,009	$2,110	1	1	1	ParaProfessional & Tech
-	RS1024	Sub Abuse Prevention Specialist I	$1,514	$1,590	$1,670	$1,753	$1,840	2	2	2	ParaProfessional & Tech
-	RS1022	Substance Abuse Counselor II	$1,653	$1,735	$1,822	$1,913	$2,009	42	42	42	ParaProfessional & Tech

COUNTY OF SAN JOAQUIN

POSITION BUDGET DETAIL
FISCAL YEAR 2016-2017 .

	JOB CODE	POSITION TITLE	------ BIWEEKLY SALARY AS OF JUNE 30, 2017 ----- STEP 1	STEP 2	STEP 3	STEP 4	STEP 5	ALLOCATED JUNE 2016	RECOMMENDED 2016-2017	ADOPTED 2016-2017	REPRESENTATION UNIT
-	RS1021	Substance Abuse Counselor I	$1,354	$1,422	$1,492	$1,567	$1,645	11	11	11	ParaProfessional & Tech
	RO2000	Office Secretary	$1,442	$1,514	$1,590	$1,670	$1,753	1	1	1	Office & Office Technical
-	RO6110	Senior Office Assistant	$1,302	$1,367	$1,435	$1,506	$1,582	6	6	6	Office & Office Technical
-	RO6105	Office Assistant	$1,240	$1,302	$1,367	$1,435	$1,506	2	2	2	Office & Office Technical
	RS2051	Mental Health Outreach Worker	$1,289	$1,354	$1,422	$1,492	$1,567	1	1	1	ParaProfessional & Tech
-	RS0302	Perinatal Child Care Worker	$967	$1,015	$1,066	$1,119	$1,175	1	1	1	ParaProfessional & Tech
-	RS0301	Perinatal Child Care Aide	$873	$917	$962	$1,010	$1,061	3	3	3	ParaProfessional & Tech
						ALLOCATED TOTAL		**86**	**85 ***	**85 ***	
						Temporary (FTE)		**17.4**	**21 ***	**21 ***	
						POSITION TOTAL		**103.4**	**106 ***	**106 ***	
	Budget Unit 4040700000 Behavioral Health Admin										
	ES2302	Behavioral Health Officer	$7,043	$7,395	$7,765	$8,153	$8,561	1	1	1	Senior Management
	HS2000	Chief Deputy Director - BHS	$4,982	$5,230	$5,492	$5,766	$6,054	1	1	1	Executive
	ES2300	Senior Deputy Director - BHS	$4,606	$4,837	$5,078	$5,332	$5,598	1	1	1	Executive
	EH2100	Deputy Finance Director - HCS	$3,718	$3,903	$4,098	$4,304	$4,518	1	1	1	Senior Management
	RI1011	Dept Information Systems Manager	$3,754	$3,943	$4,140	$4,347	$4,565	1	*	*	Middle Management
	RH1300	Nursing Department Manager	$3,559	$3,736	$3,923	$4,120	$4,326	1	1	1	Middle Management
	ES2310	Deputy Dir-BHS-Administrative	$3,489	$3,663	$3,846	$4,039	$4,241	1	1	1	Senior Management
-	RH1505	Mental Health Charge Nurse-Inpatient	$3,371	$3,540	$3,718	$3,903	$4,098	3	3	3	Registered Nurses
-	RH1124	Staff Nurse IV - Ambulatory	$3,027	$3,179	$3,338	$3,506	$3,681				Registered Nurses
-	RH1123	Staff Nurse III - Ambulatory	$2,841	$2,983	$3,133	$3,290	$3,454				Registered Nurses
-	RH1122	Staff Nurse II - Ambulatory	$2,746	$2,883	$3,027	$3,179	$3,338				Registered Nurses
-	RH1121	Staff Nurse I - Ambulatory	$2,577	$2,706	$2,841	$2,983	$3,133				Registered Nurses
	RI1104	Dept Information Systems Analyst IV	$3,322	$3,489	$3,663	$3,846	$4,039	1	*	*	Professional
	RI1103	Dept Information Systems Analyst III	$3,042	$3,195	$3,355	$3,523	$3,699	1	*	*	Professional
	RI1102	Dept Information Systems Analyst II	$2,666	$2,799	$2,940	$3,087	$3,242	2	*	*	Professional
	RI1202	Dept Applications Analyst II	$2,666	$2,799	$2,940	$3,087	$3,242	2	*	*	Professional
	RM0226	Management Analyst III	$3,133	$3,291	$3,456	$3,629	$3,810		1 *	1 *	Middle Management
	RB3010	Accounting Manager	$2,941	$3,088	$3,243	$3,405	$3,576	1	1	1	Middle Management
	RB6800	MH Performance Outcome Analyst	$2,615	$2,746	$2,883	$3,027	$3,179	1	1	1	ParaProfessional & Tech
	RS2012	Mental Health Clinician II	$2,527	$2,654	$2,786	$2,926	$3,072	2	2	2	Professional
	RB6512	Management Analyst II	$2,515	$2,641	$2,773	$2,911	$3,058	3	3	3	ParaProfessional & Tech
	RB5500	Departmental Personnel Analyst	$2,515	$2,641	$2,773	$2,911	$3,058	1	1	1	Confidential

COUNTY OF SAN JOAQUIN

POSITION BUDGET DETAIL
FISCAL YEAR 2016-2017

JOB CODE	POSITION TITLE	------ BIWEEKLY SALARY AS OF JUNE 30, 2017 ----- STEP 1	STEP 2	STEP 3	STEP 4	STEP 5	ALLOCATED JUNE 2016	RECOMMENDED 2016-2017	ADOPTED 2016-2017	REPRESENTATION UNIT
RB4003	Accountant III	$2,384	$2,503	$2,628	$2,759	$2,898	3	4 *	4 *	ParaProfessional & Tech
RI1303	Dept Information Systems Specialist III	$2,215	$2,326	$2,442	$2,564	$2,692	1	*	*	ParaProfessional & Tech
RB6002	Administrative Assistant II	$2,183	$2,293	$2,407	$2,527	$2,654	1	1	1	ParaProfessional & Tech
RC4001	Office Building Engineer	$2,142	$2,248	$2,361	$2,478	$2,602	1	1	1	Trades Labor & Institutnl
RC0404	Crafts Worker IV	$2,099	$2,205	$2,314	$2,430	$2,552	1	1	1	Supervisors Unit
RI1302	Dept Information Systems Specialist II	$1,961	$2,059	$2,162	$2,270	$2,384	1	*	*	ParaProfessional & Tech
RC0403	Crafts Worker III	$1,961	$2,059	$2,162	$2,270	$2,384	3	3	3	Trades Labor & Institutnl
RB6001	Junior Administrative Assistant	$1,904	$1,999	$2,099	$2,205	$2,314		1 *	1 *	ParaProfessional & Tech
RO3012	Accounting Technician II	$1,787	$1,876	$1,970	$2,070	$2,173	6	7 *	7 *	Office & Office Technical
RO4203	Medical Records Technician III	$1,770	$1,858	$1,951	$2,049	$2,152	1	1	1	Office & Office Technical
RS1023	Sub Abuse Program Supervisor	$1,770	$1,858	$1,951	$2,049	$2,152		1 *	1 *	Supervisors Unit
RI1402	Dept Information Systems Tech II	$1,694	$1,778	$1,867	$1,961	$2,059	1	*	*	ParaProfessional & Tech
RO3011	Accounting Technician I	$1,544	$1,622	$1,702	$1,787	$1,876	8	7 *	7 *	Office & Office Technical
RO2050	Administrative Secretary	$1,544	$1,622	$1,702	$1,787	$1,876	1	1	1	Office & Office Technical
RC2011	Storekeeper I	$1,464	$1,537	$1,614	$1,694	$1,778	1	1	1	Trades Labor & Institutnl
RO6700	Office Supervisor	$1,442	$1,514	$1,590	$1,670	$1,753	1	1	1	Supervisors Unit
RO2000	Office Secretary	$1,442	$1,514	$1,590	$1,670	$1,753	1	1	1	Office & Office Technical
RO1000	Office Supervisor	$1,442	$1,514	$1,590	$1,670	$1,753	1	1	1	Supervisors Unit
RO6120	Department Payroll Specialist	$1,367	$1,435	$1,506	$1,582	$1,661	1	1	1	Office & Office Technical
RO6115	Office Assistant Specialist	$1,367	$1,435	$1,506	$1,582	$1,661	6	6	6	Office & Office Technical
- RO6110	Senior Office Assistant	$1,302	$1,367	$1,435	$1,506	$1,582	12	12	12	Office & Office Technical
- RO6105	Office Assistant	$1,240	$1,302	$1,367	$1,435	$1,506	2	2	2	Office & Office Technical
RF0301	Lead Housekeeper	$1,295	$1,360	$1,428	$1,499	$1,574	1	1	1	Supervisors Unit
RC2001	Stock Clerk II	$1,295	$1,360	$1,428	$1,499	$1,574	1	1	1	Trades Labor & Institutnl
RF0300	Housekeeping Service Worker	$1,119	$1,175	$1,234	$1,295	$1,360	9	9	9	Trades Labor & Institutnl
						ALLOCATED TOTAL	**88**	**82 ***	**82 ***	
						Temporary (FTE)	**0**	**8.2 ***	**8.2 ***	
						POSITION TOTAL	**88**	**90.2 ***	**90.2 ***	
Budget Unit 4040800000 Utility Districts										
RM0340	Utility Dist Superintendent	$3,291	$3,456	$3,629	$3,810	$4,001	1	1	1	Middle Management
RM0360	Utility Dist Assistant Superintendent	$2,528	$2,654	$2,787	$2,926	$3,073	1	1	1	Middle Management
RE0112	Engineering Assistant II	$2,314	$2,430	$2,552	$2,679	$2,813	1	1	1	ParaProfessional & Tech

COUNTY OF SAN JOAQUIN

POSITION BUDGET DETAIL
FISCAL YEAR 2016-2017

JOB CODE	POSITION TITLE	------ BIWEEKLY SALARY AS OF JUNE 30, 2017 ----- STEP 1	STEP 2	STEP 3	STEP 4	STEP 5	ALLOCATED JUNE 2016	RECOMMENDED 2016-2017	ADOPTED 2016-2017	REPRESENTATION UNIT
RC0525	Utility Dist Maintenance Supervisor	$2,019	$2,120	$2,226	$2,338	$2,454	2	2	2	Trades Labor & Institutnl
RC0652	Equipment Operator II	$1,886	$1,980	$2,079	$2,183	$2,293	1	1	1	Trades Labor & Institutnl
RC0515	Utility Dist Laboratory Tech	$1,867	$1,961	$2,059	$2,162	$2,270	1	1	1	Trades Labor & Institutnl
RC0522	Utility Dist Maint Worker II	$1,778	$1,867	$1,961	$2,059	$2,162	7	7	7	Trades Labor & Institutnl
- RC0521	Utility Dist Maint Worker I	$1,670	$1,753	$1,840	$1,932	$2,029	4	4	4	Trades Labor & Institutnl
- RC0520	Utility Dist Maint Worker Trainee	$1,537	$1,614	$1,694	$1,778	$1,867	4	4	4	Trades Labor & Institutnl
RB6000	Junior Administrative Assistant	$1,727	$1,813	$1,904	$1,999	$2,099	1	1	1	ParaProfessional & Tech
- RO6110	Senior Office Assistant	$1,302	$1,367	$1,435	$1,506	$1,582	1	1	1	Office & Office Technical
- RO6105	Office Assistant	$1,240	$1,302	$1,367	$1,435	$1,506				Office & Office Technical
					ALLOCATED TOTAL		**24**	**24**	**24**	
					POSITION TOTAL		**24**	**24**	**24**	
Budget Unit 4041000000 Public Health										
ES2202	Public Health Officer	$6,388	$6,708	$7,043	$7,395	$7,765	1	1	1	Senior Management
ES2203	Assistant Health Officer	$5,518	$5,794	$6,084	$6,388	$6,708	1	1	1	Senior Management
EH2200	Chief Deputy Director - PH Services	$4,745	$4,982	$5,230	$5,492	$5,766	1	1	1	Executive
ES2200	Senior Deputy Director - PH Services	$3,922	$4,118	$4,325	$4,541	$4,768	2	2	2	Senior Management
RH1820	Program Manager - PH Nursing	$3,865	$4,059	$4,262	$4,475	$4,699	2	2	2	Middle Management
RH1165	Nurse Practitioner I - Ambulatory	$3,627	$3,809	$3,999	$4,199	$4,409	1	1	1	Registered Nurses
- EH4090	Director of PH Lab Services	$3,663	$3,846	$4,039	$4,241	$4,453				Senior Management
- EH4085	Assistant Director of PH Lab Services	$3,421	$3,592	$3,771	$3,960	$4,158	1	1	1	Senior Management
RH1815	Supervisor Public Health Nurse	$3,421	$3,592	$3,771	$3,960	$4,158	3	3	3	Registered Nurses
RI1204	Dept Applications Analyst IV	$3,322	$3,489	$3,663	$3,846	$4,039	1	*	*	Professional
- RH1813	Senior Public Health Nurse	$3,258	$3,421	$3,592	$3,771	$3,960	4	5 *	5 *	Registered Nurses
- RH1812	Public Health Nurse II	$3,102	$3,258	$3,421	$3,592	$3,771	9	9	9	Registered Nurses
- RH1811	Public Health Nurse I	$3,027	$3,179	$3,338	$3,506	$3,681	7	7	7	Registered Nurses
- RH1800	Registered Nurse	$2,841	$2,983	$3,133	$3,290	$3,454	6	6	6	Registered Nurses
- RH1124	Staff Nurse IV - Ambulatory	$3,027	$3,179	$3,338	$3,506	$3,681				Registered Nurses
- RH1123	Staff Nurse III - Ambulatory	$2,841	$2,983	$3,133	$3,290	$3,454	3	3	3	Registered Nurses
- RH1104	Staff Nurse IV - Inpatient	$3,179	$3,338	$3,506	$3,681	$3,866				Registered Nurses
- RH1103	Staff Nurse III -Inpatient	$2,983	$3,133	$3,290	$3,454	$3,627				Registered Nurses
- RH2002	Senior Licensed Vocational Nurse	$1,727	$1,813	$1,904	$1,999	$2,099				ParaProfessional & Tech
RS7105	Program Coordinator WIC	$3,133	$3,291	$3,456	$3,629	$3,810	1	1	1	Middle Management
RM1182	Program Coordinator-AIDS	$3,133	$3,291	$3,456	$3,629	$3,810	1	1	1	Middle Management

COUNTY OF SAN JOAQUIN

POSITION BUDGET DETAIL
FISCAL YEAR 2016-2017

	JOB CODE	POSITION TITLE	------ BIWEEKLY SALARY AS OF JUNE 30, 2017 ----- STEP 1	STEP 2	STEP 3	STEP 4	STEP 5	ALLOCATED JUNE 2016	RECOMMENDED 2016-2017	ADOPTED 2016-2017	REPRESENTATION UNIT
	RM1181	Program Coordinator - PH Education	$3,133	$3,291	$3,456	$3,629	$3,810	1	1	1	Middle Management
	RM1180	Program Coordinator-Adolescent Prog	$3,133	$3,291	$3,456	$3,629	$3,810	1	1	1	Middle Management
	RM0620	Program Coordinator-Clinical Services	$3,133	$3,291	$3,456	$3,629	$3,810	1	1	1	Middle Management
	RM0226	Management Analyst III	$3,133	$3,291	$3,456	$3,629	$3,810	1	1	1	Middle Management
	RI1103	Dept Information Systems Analyst III	$3,042	$3,195	$3,355	$3,523	$3,699	1	*	*	Professional
	RB6905	Supervising Epidemiologist	$2,926	$3,072	$3,226	$3,388	$3,558	1	1	1	Supervisors Unit
	RH4205	Sup Public Hlth Microbiologist	$2,759	$2,898	$3,042	$3,195	$3,355	1	1	1	Supervisors Unit
	RB6900	Epidemiologist	$2,732	$2,869	$3,013	$3,164	$3,322	2	3 *	3 *	Professional
-	RI1202	Dept Applications Analyst II	$2,666	$2,799	$2,940	$3,087	$3,242	2	*	*	Professional
-	RI1201	Dept Applications Analyst I	$2,173	$2,282	$2,395	$2,515	$2,641				Professional
-	RI1102	Dept Information Systems Analyst II	$2,666	$2,799	$2,940	$3,087	$3,242	1	*	*	Professional
-	RI1101	Dept Information Systems Analyst I	$2,173	$2,282	$2,395	$2,515	$2,641				Professional
	RS4105	Sup Public Health Educator	$2,654	$2,786	$2,926	$3,072	$3,226	2	2	2	Supervisors Unit
	RP0610	PH Emergency Prep Coordinator	$2,628	$2,760	$2,898	$3,043	$3,195	1	1	1	Middle Management
	RH4203	Senior Public Hlth Microbiologist	$2,552	$2,679	$2,813	$2,954	$3,102	2	2	2	Professional
-	RS0200	Case Manager	$2,527	$2,654	$2,786	$2,926	$3,072	1	1	1	Professional
-	RS3001	Senior Social Worker	$1,822	$1,913	$2,009	$2,110	$2,215	6	4 *	4 *	ParaProfessional & Tech
-	RS3000	Social Worker	$1,574	$1,653	$1,735	$1,822	$1,913				ParaProfessional & Tech
	RB6512	Management Analyst II	$2,515	$2,641	$2,773	$2,911	$3,058	1	2 *	2 *	ParaProfessional & Tech
-	RH4212	Public Health Microbiologst II	$2,430	$2,552	$2,679	$2,813	$2,954	6	6	6	Professional
-	RH4211	Public Health Microbiologist I	$2,314	$2,430	$2,552	$2,679	$2,813				Professional
-	RH4200	Public Health Microbiologist Trainee	$1,990	$2,090	$2,194	$2,303	$2,418				Professional
-	RB6002	Administrative Assistant II	$2,183	$2,293	$2,407	$2,527	$2,654	1	*	*	ParaProfessional & Tech
-	RB6001	Administrative Assistant I	$1,904	$1,999	$2,099	$2,205	$2,314	1	1	1	ParaProfessional & Tech
-	RH8502	Sr Public Health Nutritionist	$2,130	$2,238	$2,349	$2,466	$2,590	1	1	1	Professional
-	RH8501	Public Health Nutritionist	$1,980	$2,079	$2,183	$2,293	$2,407	3	3	3	Professional
-	RH8500	Public Health Nutritionist Trainee	$1,787	$1,876	$1,970	$2,070	$2,173				Professional
	RB4002	Accountant II	$2,110	$2,215	$2,326	$2,442	$2,564	1	1	1	ParaProfessional & Tech
	RP0602	Emergency Planner	$2,099	$2,205	$2,314	$2,430	$2,552	1	1	1	ParaProfessional & Tech
	RS4220	AIDS Services Liaison	$2,090	$2,194	$2,303	$2,418	$2,539	1	1	1	Professional
	RH8501	Public Health Nutritionist	$1,980	$2,079	$2,183	$2,293	$2,407	1	1	1	Professional
-	RS4101	Public Health Educator	$2,293	$2,407	$2,527	$2,654	$2,786	7	7	7	Professional
-	RS4002	Public Hlth Education Associate II	$1,942	$2,039	$2,142	$2,248	$2,361				Professional
-	RS4001	Public Hlth Education Associate I	$1,718	$1,804	$1,894	$1,990	$2,090	3	3	3	Professional

COUNTY OF SAN JOAQUIN

POSITION BUDGET DETAIL
FISCAL YEAR 2016-2017

	JOB CODE	POSITION TITLE	------ BIWEEKLY SALARY AS OF JUNE 30, 2017 ----- STEP 1	STEP 2	STEP 3	STEP 4	STEP 5	ALLOCATED JUNE 2016	RECOMMENDED 2016-2017	ADOPTED 2016-2017	REPRESENTATION UNIT
-	RS4012	Public Hlth Education Assistant II	$1,590	$1,670	$1,753	$1,840	$1,932				ParaProfessional & Tech
-	RS4011	Public Hlth Education Assistant I	$1,442	$1,514	$1,590	$1,670	$1,753	3	3	3	ParaProfessional & Tech
-	RS4110	Communicable Disease Investigator	$1,710	$1,796	$1,886	$1,980	$2,079	5	8 *	8 *	ParaProfessional & Tech
-	RS4302	Community Health Outreach Worker	$1,289	$1,354	$1,422	$1,492	$1,567	12	12	12	ParaProfessional & Tech
-	RS4301	Community Health Outreach Wkr Trn	$1,170	$1,228	$1,289	$1,354	$1,422				ParaProfessional & Tech
-	RH3200	Outpatient Clinic Assistant	$1,228	$1,289	$1,354	$1,422	$1,492	8	8	8	ParaProfessional & Tech
	RB5002	Personnel Technician	$1,787	$1,876	$1,970	$2,070	$2,173	1	1	1	Office & Office Technical
	RS4225	AIDS Surveillance Specialist	$1,710	$1,796	$1,886	$1,980	$2,079	1	1	1	ParaProfessional & Tech
	RO3011	Accounting Technician I	$1,544	$1,622	$1,702	$1,787	$1,876	3	3	3	Office & Office Technical
	RO2050	Administrative Secretary	$1,544	$1,622	$1,702	$1,787	$1,876	1	1	1	Office & Office Technical
	RO6700	Office Technician/Coordinator	$1,442	$1,514	$1,590	$1,670	$1,753	2	2	2	Office & Office Technical
	RO1000	Office Supervisor	$1,442	$1,514	$1,590	$1,670	$1,753	3	3	3	Supervisors Unit
	RS4222	AIDS Case Worker	$1,422	$1,492	$1,567	$1,645	$1,727	1	1	1	ParaProfessional & Tech
	RH4961	Public Health Lab Tech II	$1,321	$1,387	$1,457	$1,530	$1,606	2	2	2	ParaProfessional & Tech
-	RO6110	Senior Office Assistant	$1,302	$1,367	$1,435	$1,506	$1,582	17	17	17	Office & Office Technical
-	RO6105	Office Assistant	$1,240	$1,302	$1,367	$1,435	$1,506	4	4	4	Office & Office Technical
-	RO4182	WIC Nutrition Assistant II	$1,302	$1,367	$1,435	$1,506	$1,582	13	13	13	Office & Office Technical
-	RO4181	WIC Nutrition Assistant I	$1,240	$1,302	$1,367	$1,435	$1,506				Office & Office Technical
	RC2001	Stock Clerk II	$1,295	$1,360	$1,428	$1,499	$1,574		1 *	1 *	Trades Labor & Institutnl
							ALLOCATED TOTAL	**171**	**170 ***	**170 ***	
							Temporary (FTE)	**21**	**13.2 ***	**13.2 ***	
							POSITION TOTAL	**192**	**183.2 ***	**183.2 ***	
Budget Unit	**4041200000**	**Conservator Services**									
	EB3300	Public Guardian/Conservator	$3,645	$3,827	$4,019	$4,220	$4,431	1	1	1	Senior Management
	RS2033	Chief Deputy Public Guardian	$3,103	$3,259	$3,422	$3,594	$3,773	1	1	1	Middle Management
	RB4003	Accountant III	$2,384	$2,503	$2,628	$2,759	$2,898	1	1	1	ParaProfessional & Tech
	RS2034	Supervising Deputy Public Guardian	$2,152	$2,259	$2,372	$2,490	$2,615	1	1	1	Supervisors Unit
-	RS2032	Deputy Public Guardian II	$2,009	$2,110	$2,215	$2,326	$2,442	5	5	5	ParaProfessional & Tech
-	RS2031	Deputy Public Guardian I	$1,822	$1,913	$2,009	$2,110	$2,215	3	3	3	ParaProfessional & Tech
-	RO3012	Accounting Technician II	$1,787	$1,876	$1,970	$2,070	$2,173	2	2	2	Office & Office Technical
-	RO3011	Accounting Technician I	$1,544	$1,622	$1,702	$1,787	$1,876	4	5 *	5 *	Office & Office Technical
	RB6000	Junior Administrative Asst	$1,727	$1,813	$1,904	$1,999	$2,099	1	1	1	ParaProfessional & Tech
	RC2011	Storekeeper I	$1,464	$1,537	$1,614	$1,694	$1,778	1	1	1	Trades Labor & Institutnl

COUNTY OF SAN JOAQUIN

POSITION BUDGET DETAIL
FISCAL YEAR 2016-2017

JOB CODE	POSITION TITLE	------ BIWEEKLY SALARY AS OF JUNE 30, 2017 ----- STEP 1	STEP 2	STEP 3	STEP 4	STEP 5	ALLOCATED JUNE 2016	RECOMMENDED 2016-2017	ADOPTED 2016-2017	REPRESENTATION UNIT
RO6115	Office Assistant Specialist	$1,367	$1,435	$1,506	$1,582	$1,661	4	4	4	Office & Office Technical
- RO6110	Senior Office Assistant	$1,302	$1,367	$1,435	$1,506	$1,582	2	2	2	Office & Office Technical
- RO6105	Office Assistant	$1,240	$1,302	$1,367	$1,435	$1,506				Office & Office Technical
EB7300	Office Occupations Clerk	$1,109	$1,164	$1,222	$1,283	$1,347	1	1	1	Office & Office Technical
					ALLOCATED TOTAL		**27**	**28 ***	**28 ***	
					Temporary (FTE)		**2.3**	**2.3**	**2.3**	
					POSITION TOTAL		**29.3**	**30.3 ***	**30.3 ***	
Budget Unit 4041800000 Emergency Medical Services										
EH2120	Emergency Med Services Adminstrator	$3,846	$4,039	$4,241	$4,453	$4,675	1	1	1	Senior Management
RH0224	EMS Trauma Coordinator	$3,371	$3,540	$3,718	$3,903	$4,098	1	2 *	2 *	Registered Nurses
RH0160	Pre-Hospital Care Coordinator	$2,527	$2,654	$2,786	$2,926	$3,072	1	1	1	ParaProfessional & Tech
RH0222	Emergency Medical Services Analyst	$2,515	$2,641	$2,773	$2,911	$3,058	1	2 *	2 *	ParaProfessional & Tech
RH0223	Emergency Medical Services Specialist	$2,314	$2,430	$2,552	$2,679	$2,813	1	1	1	ParaProfessional & Tech
RH0221	Regional Disaster Med Help Specialist	$2,314	$2,430	$2,552	$2,679	$2,813	2	2	2	ParaProfessional & Tech
RO3011	Accounting Technician I	$1,544	$1,622	$1,702	$1,787	$1,876	1	1	1	Office & Office Technical
RO6700	Office Technician/Coordinator	$1,442	$1,514	$1,590	$1,670	$1,753	1	1	1	Office & Office Technical
					ALLOCATED TOTAL		**9**	**11 ***	**11 ***	
					Temporary (FTE)		**0.1**	**0.1**	**0.1**	
					POSITION TOTAL		**9.1**	**11.1 ***	**11.1 ***	
Budget Unit 4042000000 Environmental Health										
HA1200	Director of Environmental Health	$3,979	$4,178	$4,387	$4,606	$4,837	1	1	1	Executive
EA2300	Asst Director-Environmental Health	$3,437	$3,609	$3,790	$3,979	$4,178		1 *	1 *	Senior Management
RI1103	Dept Information Systems Analyst III	$3,042	$3,195	$3,355	$3,523	$3,699	1	1	1	Professional
RM0610	Environmental Health- Program Coord	$2,999	$3,149	$3,306	$3,472	$3,646	6	5 *	5 *	Middle Management
RE1301	Engineering Geologist	$2,940	$3,087	$3,242	$3,404	$3,574	1	1	1	Professional
- RI1102	Dept Information Systems Analyst II	$2,666	$2,799	$2,940	$3,087	$3,242	1	1	1	Professional
- RI1101	Dept Information Systems Analyst I	$2,173	$2,282	$2,395	$2,515	$2,641				Professional
- RA0604	Lead Sr Reg Environ Hlth Specialist	$2,552	$2,679	$2,813	$2,954	$3,102	9	9	9	Professional
- RA0603	Sr Reg Environmental Hlth Specialist	$2,430	$2,552	$2,679	$2,813	$2,954	19	19	19	Professional
- RA0602	Reg Environmental Health Specialist	$2,314	$2,430	$2,552	$2,679	$2,813	2	2	2	Professional
- RA0600	Environmental Health Specialist	$2,019	$2,120	$2,226	$2,338	$2,454	1	1	1	Professional
- RA0601	Environmental Health Spec Trainee	$1,753	$1,840	$1,932	$2,029	$2,130	6	3 *	3 *	Professional

COUNTY OF SAN JOAQUIN

POSITION BUDGET DETAIL
FISCAL YEAR 2016-2017

	JOB CODE	POSITION TITLE	------ BIWEEKLY SALARY AS OF JUNE 30, 2017 ----- STEP 1	STEP 2	STEP 3	STEP 4	STEP 5	ALLOCATED JUNE 2016	RECOMMENDED 2016-2017	ADOPTED 2016-2017	REPRESENTATION UNIT
-	RA0501	Senior Registered Dairy Inspector	$2,430	$2,552	$2,679	$2,813	$2,954	2	2	2	Professional
-	RA0500	Registered Dairy Inspector	$2,314	$2,430	$2,552	$2,679	$2,813				Professional
	RB6512	Management Analyst II	$2,515	$2,641	$2,773	$2,911	$3,058	1	1	1	ParaProfessional & Tech
	RB4002	Accountant II	$2,110	$2,215	$2,326	$2,442	$2,564	1	1	1	ParaProfessional & Tech
	RP6013	Hazardous Material Spec Supervisor	$2,090	$2,194	$2,303	$2,418	$2,539	1	1	1	Safety Invstgtv & Custdl
	RP6012	Hazardous Material Specialist II	$1,990	$2,090	$2,194	$2,303	$2,418	4	3 *	3 *	Safety Invstgtv & Custdl
	RO3011	Accounting Technician I	$1,544	$1,622	$1,702	$1,787	$1,876	3	3	3	Office & Office Technical
	RO2050	Administrative Secretary	$1,544	$1,622	$1,702	$1,787	$1,876	1	1	1	Office & Office Technical
	RO6115	Office Assistant Specialist	$1,367	$1,435	$1,506	$1,582	$1,661	1	1	1	Office & Office Technical
-	RO6110	Senior Office Assistant	$1,302	$1,367	$1,435	$1,506	$1,582	6	6	6	Office & Office Technical
-	RO6105	Office Assistant	$1,240	$1,302	$1,367	$1,435	$1,506	2	2	2	Office & Office Technical
							ALLOCATED TOTAL	**69**	**65 ***	**65 ***	
							Temporary (FTE)	**0.3**	**0.9 ***	**0.9 ***	
							POSITION TOTAL	**69.3**	**65.9 ***	**65.9 ***	
Budget Unit	**4045415000**	**California Childrens Services**									
	ES2203	Assistant Health Officer	$5,518	$5,794	$6,084	$6,388	$6,708	1	1	1	Senior Management
	RM0810	Childrens Med Services Manager	$3,865	$4,059	$4,262	$4,475	$4,699	1	1	1	Middle Management
-	RH1813	Senior Public Health Nurse	$3,258	$3,421	$3,592	$3,771	$3,960	2	2	2	Registered Nurses
-	RH1812	Public Health Nurse II	$3,102	$3,258	$3,421	$3,592	$3,771	1	1	1	Registered Nurses
-	RH1811	Public Health Nurse I	$3,027	$3,179	$3,338	$3,506	$3,681	9	9	9	Registered Nurses
-	RH1800	Registered Nurse	$2,841	$2,983	$3,133	$3,290	$3,454				Registered Nurses
-	RH1123	Staff Nurse III - Ambulatory	$2,841	$2,983	$3,133	$3,290	$3,454				Registered Nurses
-	RH1103	Staff Nurse III -Inpatient	$2,983	$3,133	$3,290	$3,454	$3,627				Registered Nurses
	RH6510	Therapy Services Manager	$3,338	$3,506	$3,681	$3,865	$4,059	1	1	1	Middle Management
-	RH6205	Phys Therapist IV-Asst Dept Manager	$2,911	$3,058	$3,210	$3,371	$3,540	1	1	1	Supervisors Unit
-	RH6005	Occup Therapist IV-Asst Dept Mgr	$2,732	$2,869	$3,013	$3,164	$3,322	1	1	1	Supervisors Unit
-	RH6203	Physical Therapist-Senior	$2,692	$2,826	$2,968	$3,117	$3,273	3	3	3	Professional
-	RH6200	Physical Therapist Assistant	$1,858	$1,951	$2,049	$2,152	$2,259	2	2	2	ParaProfessional & Tech
-	RH6000	Occupational Therapist Assistant	$1,710	$1,796	$1,886	$1,980	$2,079	1	1	1	ParaProfessional & Tech
-	RH6300	Therapist Aide	$1,216	$1,277	$1,341	$1,408	$1,478	3	3	3	ParaProfessional & Tech
-	RH6202	Physical Therapist	$2,442	$2,564	$2,692	$2,826	$2,968				Professional
-	RH6003	Occupational Therapist-Senior	$2,552	$2,679	$2,813	$2,954	$3,102				Professional
-	RH6002	Occupational Therapist	$2,293	$2,407	$2,527	$2,654	$2,786				Professional

COUNTY OF SAN JOAQUIN

POSITION BUDGET DETAIL
FISCAL YEAR 2016-2017

JOB CODE	POSITION TITLE	------ BIWEEKLY SALARY AS OF JUNE 30, 2017 ----- STEP 1	STEP 2	STEP 3	STEP 4	STEP 5	ALLOCATED JUNE 2016	RECOMMENDED 2016-2017	ADOPTED 2016-2017	REPRESENTATION UNIT
- RI1102	Dept Information Sys Analyst II	$2,666	$2,799	$2,940	$3,087	$3,242	1	*	*	Professional
- RI1101	Dept Information Sys Analyst I	$2,173	$2,282	$2,395	$2,515	$2,641				Professional
RS0200	Case Manager	$2,527	$2,654	$2,786	$2,926	$3,072	1	1	1	Professional
RO3012	Accounting Technician II	$1,787	$1,876	$1,970	$2,070	$2,173	1	1	1	Office & Office Technical
RO3011	Accounting Technician I	$1,544	$1,622	$1,702	$1,787	$1,876	1	1	1	Office & Office Technical
RO1000	Office Supervisor	$1,442	$1,514	$1,590	$1,670	$1,753	1	1	1	Supervisors Unit
- RO6110	Senior Office Assistant	$1,302	$1,367	$1,435	$1,506	$1,582	15	15	15	Office & Office Technical
- RO6105	Office Assistant	$1,240	$1,302	$1,367	$1,435	$1,506	2	2	2	Office & Office Technical
						ALLOCATED TOTAL	**48**	**47 ***	**47 ***	
						Temporary (FTE)	**0**	**4.5 ***	**4.5 ***	
						POSITION TOTAL	**48**	**51.5 ***	**51.5 ***	
Budget Unit 4049100000 Children - Families Program										
ES1500	Children & Families Program Coord	$3,809	$3,999	$4,199	$4,409	$4,630	1	1	1	Senior Management
RB6210	Contracts Analyst	$2,577	$2,706	$2,841	$2,983	$3,133	6	6	6	ParaProfessional & Tech
RB4003	Accountant III	$2,384	$2,503	$2,628	$2,759	$2,898	1	1	1	ParaProfessional & Tech
RO6700	Office Technician/Coordinator	$1,442	$1,514	$1,590	$1,670	$1,753	1	1	1	Office & Office Technical
						ALLOCATED TOTAL	**9**	**9**	**9**	
						POSITION TOTAL	**9**	**9**	**9**	
Budget Unit 4049500000 Health Care Services Administration										
HH1100	Director Health Care Services	$6,873	$7,216	$7,578	$7,956	$8,354	1	1	1	Executive
HH1105	Asst Director- Health Care Services	$6,114	$6,419	$6,740	$7,077	$7,431	1	1	1	Executive
EI2100	Chief Information Officer - HCS	$4,079	$4,283	$4,497	$4,722	$4,958	1	1	1	Senior Management
RI1011	Dept Information Systems Manager	$3,754	$3,943	$4,140	$4,347	$4,565		1 *	1 *	Middle Management
RM0226	Management Analyst III	$3,133	$3,291	$3,456	$3,629	$3,810	1	1	1	Middle Management
RI1204	Dept Applications Analyst IV	$3,322	$3,489	$3,663	$3,846	$4,039		1 *	1 *	Professional
RI1104	Dept Information Systems Analyst IV	$3,322	$3,489	$3,663	$3,846	$4,039		1 *	1 *	Professional
RI1103	Dept Information Systems Analyst III	$3,042	$3,195	$3,355	$3,523	$3,699		2 *	2 *	Professional
RI1102	Dept Information Systems Analyst II	$2,666	$2,799	$2,940	$3,087	$3,242		5 *	5 *	Professional
RI1202	Dept Applications Analyst II	$2,666	$2,799	$2,940	$3,087	$3,242		4 *	4 *	Professional
RI1303	Dept Information Systems Spec III	$2,215	$2,326	$2,442	$2,564	$2,692		1 *	1 *	ParaProfessional & Tech
RI1302	Dept Information Systems Spec II	$1,961	$2,059	$2,162	$2,270	$2,384		1 *	1 *	ParaProfessional & Tech
RB6002	Office Systems Specialist	$2,183	$2,293	$2,407	$2,527	$2,654		1 *	1 *	ParaProfessional & Tech

COUNTY OF SAN JOAQUIN

POSITION BUDGET DETAIL
FISCAL YEAR 2016-2017

JOB CODE	POSITION TITLE	------ BIWEEKLY SALARY AS OF JUNE 30, 2017 ----- STEP 1	STEP 2	STEP 3	STEP 4	STEP 5	ALLOCATED JUNE 2016	RECOMMENDED 2016-2017	ADOPTED 2016-2017	REPRESENTATION UNIT
RI1402	Dept Information Systems Tech II	$1,694	$1,778	$1,867	$1,961	$2,059		1 *	1 *	ParaProfessional & Tech
RO2050	Administrative Secretary	$1,544	$1,622	$1,702	$1,787	$1,876	1	1	1	Office & Office Technical
					ALLOCATED TOTAL		**5**	**23 ***	**23 ***	
					POSITION TOTAL		**5**	**23 ***	**23 ***	
Budget Unit	**5050101000 HSA - Administration**									
HS1150	Director of Human Services	$5,966	$6,265	$6,578	$6,907	$7,252	1	1	1	Executive
- RL2084	Child Protective Services Counsel IV	$4,698	$4,934	$5,180	$5,438	$5,710	4	4	4	Confidential
- RL2083	Child Protective Services Counsel III	$4,059	$4,262	$4,475	$4,698	$4,934				Confidential
- RL2082	Child Protective Services Counsel II	$3,242	$3,404	$3,574	$3,754	$3,942				Confidential
- RL2081	Child Protective Services Counsel I	$2,666	$2,799	$2,940	$3,087	$3,242				Confidential
ES1155	Assist Director of Human Services	$4,675	$4,910	$5,154	$5,412	$5,682	1	1	1	Senior Management
EB2100	Deputy Director of HSA	$3,942	$4,138	$4,346	$4,562	$4,790	5	5	5	Senior Management
RI1011	Dept Information Systems Manager	$3,754	$3,943	$4,140	$4,347	$4,565	1	1	1	Middle Management
RM0800	Child Welfare Division Chief	$3,646	$3,829	$4,020	$4,221	$4,433	4	4	4	Middle Management
RM0224	Management Services Admin	$3,355	$3,523	$3,700	$3,885	$4,079	1	1	1	Middle Management
- RM0226	Management Analyst III	$3,133	$3,291	$3,456	$3,629	$3,810	2	2	2	Middle Management
- RB6512	Management Analyst II	$2,515	$2,641	$2,773	$2,911	$3,058	2	2	2	ParaProfessional & Tech
- RB6511	Management Analyst I	$1,867	$1,961	$2,059	$2,162	$2,270				ParaProfessional & Tech
RI1203	Dept Applications Analyst III	$3,042	$3,195	$3,355	$3,523	$3,699	1	1	1	Professional
RM1153	Program Manager	$3,073	$3,227	$3,389	$3,559	$3,736	13	13	13	Middle Management
RB3010	Accounting Manager	$2,941	$3,088	$3,243	$3,405	$3,576	1	1	1	Middle Management
- RS0122	HSA Program Supervisor II	$2,759	$2,898	$3,042	$3,195	$3,355	5	5	5	Supervisors Unit
- RS0121	HSA Program Supervisor I	$2,215	$2,326	$2,442	$2,564	$2,692				Supervisors Unit
RB6211	Contracts Supervisor	$2,759	$2,898	$3,042	$3,195	$3,355	1	1	1	Supervisors Unit
- RI1102	Dept Information Sys Analyst II	$2,666	$2,799	$2,940	$3,087	$3,242	1	1	1	Professional
- RI1101	Dept Information Sys Analyst I	$2,173	$2,282	$2,395	$2,515	$2,641				Professional
RB6210	Contracts Analyst	$2,577	$2,706	$2,841	$2,983	$3,133	5	5	5	ParaProfessional & Tech
- RB6202	HSA Staff Analyst II	$2,577	$2,706	$2,841	$2,983	$3,133	20	20	20	ParaProfessional & Tech
- RB6201	HSA Staff Analyst I	$2,270	$2,384	$2,503	$2,628	$2,759	10	10	10	ParaProfessional & Tech
RB5102	Departmental Personnel Analyst	$2,515	$2,641	$2,773	$2,911	$3,058	1	1	1	Confidential
RS3415	Social Worker Supervisor II	$2,466	$2,590	$2,719	$2,854	$2,998	29	31 *	31 *	Supervisors Unit
RL3041	Investigator I	$2,430	$2,552	$2,679	$2,813	$2,954	3	3	3	Safety Invstgtv & Custdl
RS3410	Social Worker Supervisor I	$2,303	$2,418	$2,539	$2,666	$2,799	5	6 *	6 *	Supervisors Unit

COUNTY OF SAN JOAQUIN

POSITION BUDGET DETAIL
FISCAL YEAR 2016-2017

	JOB CODE	POSITION TITLE	------ BIWEEKLY SALARY AS OF JUNE 30, 2017 ----- STEP 1	STEP 2	STEP 3	STEP 4	STEP 5	ALLOCATED JUNE 2016	RECOMMENDED 2016-2017	ADOPTED 2016-2017	REPRESENTATION UNIT
-	RS3405	Social Worker V	$2,303	$2,418	$2,539	$2,666	$2,799	60	60	60	Professional
-	RS3404	Social Worker IV	$2,194	$2,303	$2,418	$2,539	$2,666	59	59	59	ParaProfessional & Tech
-	RS3403	Social Worker III	$2,070	$2,173	$2,282	$2,395	$2,515	20	37 *	37 *	ParaProfessional & Tech
-	RS3402	Social Worker II	$1,822	$1,913	$2,009	$2,110	$2,215	48	48	48	ParaProfessional & Tech
-	RS3401	Social Worker I	$1,574	$1,653	$1,735	$1,822	$1,913	14	17 *	17 *	ParaProfessional & Tech
	RI1303	Dept Information Systems Specialist III	$2,215	$2,326	$2,442	$2,564	$2,692	2	2	2	ParaProfessional & Tech
	RS5003	Employment Training Supervisor	$2,130	$2,238	$2,349	$2,466	$2,590	5	5	5	Supervisors Unit
	RB4002	Accountant II	$2,110	$2,215	$2,326	$2,442	$2,564	3	3	3	ParaProfessional & Tech
	RS0111	Benefits Systems Supervisor	$2,099	$2,205	$2,314	$2,430	$2,552	1	1	1	Supervisors Unit
	RS1075	Shelter Social Worker	$2,019	$2,120	$2,226	$2,338	$2,454	2	2	2	Safety Invstgtv & Custdl
	RS0105	Eligibility Supervisor	$1,999	$2,099	$2,205	$2,314	$2,430	76	76	76	Supervisors Unit
	RS0110	Benefits Systems Specialist	$1,961	$2,059	$2,162	$2,270	$2,384	3	3	3	ParaProfessional & Tech
-	RI1302	Dept Information Systems Specialist II	$1,961	$2,059	$2,162	$2,270	$2,384	5	5	5	ParaProfessional & Tech
-	RI1301	Dept Information Systems Specialist I	$1,778	$1,867	$1,961	$2,059	$2,162				ParaProfessional & Tech
	RO3012	Accounting Technician II	$1,787	$1,876	$1,970	$2,070	$2,173	2	2	2	Office & Office Technical
	RO2060	Executive Secretary	$1,787	$1,876	$1,970	$2,070	$2,173	1	1	1	Office & Office Technical
-	RS5002	Employment Training Specialist II	$1,778	$1,867	$1,961	$2,059	$2,162	26	26	26	ParaProfessional & Tech
-	RS5001	Employment Training Specialist I	$1,614	$1,694	$1,778	$1,867	$1,961	11	11	11	ParaProfessional & Tech
	RS0103	Eligibility Worker III	$1,678	$1,761	$1,849	$1,942	$2,039	26	28 *	28 *	ParaProfessional & Tech
	RO1500	Senior Administrative Supervisor	$1,678	$1,761	$1,849	$1,942	$2,039	4	4	4	Supervisors Unit
	RC2012	Storekeeper II	$1,653	$1,735	$1,822	$1,913	$2,009	1	1	1	Supervisors Unit
-	RS0102	Eligibility Worker II	$1,574	$1,653	$1,735	$1,822	$1,913	352	352	352	ParaProfessional & Tech
-	RS0101	Eligibility Worker I	$1,334	$1,401	$1,470	$1,544	$1,622	169	169	169	ParaProfessional & Tech
-	RO4602	Collections Clerk II	$1,552	$1,630	$1,710	$1,796	$1,886	3	3	3	Office & Office Technical
-	RO4601	Collections Clerk I	$1,328	$1,394	$1,464	$1,537	$1,614				Office & Office Technical
	RO3011	Accounting Technician I	$1,544	$1,622	$1,702	$1,787	$1,876	13	13	13	Office & Office Technical
	RO2050	Administrative Secretary	$1,544	$1,622	$1,702	$1,787	$1,876	2	2	2	Office & Office Technical
	RC0402	Crafts Worker II	$1,537	$1,614	$1,694	$1,778	$1,867	1	1	1	Trades Labor & Institutnl
	RL0302	Legal Technician II	$1,492	$1,567	$1,645	$1,727	$1,813	1	1	1	Office & Office Technical
	RC2011	Storekeeper 1	$1,464	$1,537	$1,614	$1,694	$1,778		1 *	1 *	Trades Labor & Institutnl
	RC1502	Lead Transportation Worker	$1,450	$1,522	$1,598	$1,678	$1,761	1	1	1	Safety Invstgtv & Custdl
	RO2000	Office Secretary	$1,442	$1,514	$1,590	$1,670	$1,753	2	2	2	Office & Office Technical
	RO1000	Office Supervisor	$1,442	$1,514	$1,590	$1,670	$1,753	8	8	8	Supervisors Unit
	RO7202	Offset Equipment Operator II	$1,414	$1,485	$1,559	$1,637	$1,718	1	1	1	Trades Labor & Institutnl

COUNTY OF SAN JOAQUIN

POSITION BUDGET DETAIL
FISCAL YEAR 2016-2017

JOB CODE	POSITION TITLE	------ BIWEEKLY SALARY AS OF JUNE 30, 2017 ----- STEP 1	STEP 2	STEP 3	STEP 4	STEP 5	ALLOCATED JUNE 2016	RECOMMENDED 2016-2017	ADOPTED 2016-2017	REPRESENTATION UNIT
RL0301	Legal Technician I	$1,414	$1,485	$1,559	$1,637	$1,718	2	2	2	Office & Office Technical
RC1501	Transportation Worker	$1,381	$1,450	$1,522	$1,598	$1,678	4	4	4	Safety Invstgtv & Custdl
RO6120	Department Payroll Specialist	$1,367	$1,435	$1,506	$1,582	$1,661	2	2	2	Office & Office Technical
RO6115	Office Assistant Specialist	$1,367	$1,435	$1,506	$1,582	$1,661	13	13	13	Office & Office Technical
- RO6110	Senior Office Assistant	$1,302	$1,367	$1,435	$1,506	$1,582	115	115	115	Office & Office Technical
- RO6105	Office Assistant	$1,240	$1,302	$1,367	$1,435	$1,506	38	47 *	47 *	Office & Office Technical
RC2001	Stock Clerk II	$1,295	$1,360	$1,428	$1,499	$1,574	4	4	4	Trades Labor & Institutnl
RO7201	Offset Equipment Operator I	$1,240	$1,302	$1,367	$1,435	$1,506	1	1	1	Trades Labor & Institutnl
RS0140	Teaching & Demonstrating Homemker	$1,136	$1,193	$1,252	$1,314	$1,381	2	2	2	Office & Office Technical
					ALLOCATED TOTAL		**1,219**	**1,254 ***	**1,254 ***	
					Temporary (FTE)		**2.9**	**2.9**	**2.9**	
					POSITION TOTAL		**1,221.9**	**1,256.9 ***	**1,256.9 ***	
Budget Unit 5053900000 Mary Graham Childrens Shelter										
ES2150	Director Mary Graham Child Shelter	$3,754	$3,942	$4,138	$4,346	$4,562	1	1	1	Senior Management
RM1145	Assistant Director - Mary Graham CS	$2,926	$3,073	$3,227	$3,389	$3,559	1	1	1	Middle Management
RS1082	Shelter Supervisor II	$2,478	$2,602	$2,732	$2,869	$3,013	2	3 *	3 *	Safety Invstgtv & Custdl
RS1081	Shelter Supervisor I	$2,194	$2,303	$2,418	$2,539	$2,666	7	8 *	8 *	Safety Invstgtv & Custdl
- RB6002	Administrative Assistant II	$2,183	$2,293	$2,407	$2,527	$2,654	1	1	1	ParaProfessional & Tech
- RB6001	Administrative Assistant I	$1,904	$1,999	$2,099	$2,205	$2,314				ParaProfessional & Tech
RC0403	Crafts Worker III	$1,961	$2,059	$2,162	$2,270	$2,384	1	1	1	Trades Labor & Institutnl
- RS1072	Shelter Counselor II	$1,922	$2,019	$2,120	$2,226	$2,338	17	17	17	Safety Invstgtv & Custdl
- RS1071	Shelter Counselor I	$1,637	$1,718	$1,804	$1,894	$1,990	4	13 *	13 *	Safety Invstgtv & Custdl
RO3011	Accounting Technician I	$1,544	$1,622	$1,702	$1,787	$1,876	1	1	1	Office & Office Technical
RO6700	Office Technician/Coordinator	$1,442	$1,514	$1,590	$1,670	$1,753	1	1	1	Office & Office Technical
- RO6110	Senior Office Assistant	$1,302	$1,367	$1,435	$1,506	$1,582	4	4 *	4	Office & Office Technical
- RO6105	Office Assistant	$1,240	$1,302	$1,367	$1,435	$1,506				Office & Office Technical
RF0300	Housekeeping Service Worker	$1,119	$1,175	$1,234	$1,295	$1,360	3	3	3	Trades Labor & Institutnl
					ALLOCATED TOTAL		**43**	**54 ***	**54 ***	
					Temporary (FTE)		**11.7**	**19.7 ***	**19.7 ***	
					POSITION TOTAL		**54.7**	**73.7 ***	**73.7 ***	
Budget Unit 5054101000 Aging - Community Services										
RM1151	Adult Services Division Chief	$3,646	$3,829	$4,020	$4,221	$4,433	1	1	1	Middle Management

COUNTY OF SAN JOAQUIN

POSITION BUDGET DETAIL
FISCAL YEAR 2016-2017

JOB CODE	POSITION TITLE	------ BIWEEKLY SALARY AS OF JUNE 30, 2017 ----- STEP 1	STEP 2	STEP 3	STEP 4	STEP 5	ALLOCATED JUNE 2016	RECOMMENDED 2016-2017	ADOPTED 2016-2017	REPRESENTATION UNIT
RM1150	Community Services Program Manager	$3,073	$3,227	$3,389	$3,559	$3,736	2	2	2	Middle Management
RS7060	Aging Programs Coordinator	$2,654	$2,786	$2,926	$3,072	$3,226	1	1	1	ParaProfessional & Tech
- RB6202	HSA Staff Analyst II	$2,577	$2,706	$2,841	$2,983	$3,133	1	1	1	ParaProfessional & Tech
- RB6201	HSA Staff Analyst I	$2,270	$2,384	$2,503	$2,628	$2,759				ParaProfessional & Tech
- RB6512	Management Analyst II	$2,515	$2,641	$2,773	$2,911	$3,058	1	1	1	ParaProfessional & Tech
- RB6511	Management Analyst I	$1,867	$1,961	$2,059	$2,162	$2,270				ParaProfessional & Tech
RS3415	Social Worker Supervisor II	$2,466	$2,590	$2,719	$2,854	$2,998	1	1	1	Supervisors Unit
RS7080	Community Services Prog Supervisor	$2,454	$2,577	$2,706	$2,841	$2,983	1	*	*	Supervisors Unit
RB4003	Accountant III	$2,384	$2,503	$2,628	$2,759	$2,898	1	1	1	ParaProfessional & Tech
RB4002	Accountant II	$2,110	$2,215	$2,326	$2,442	$2,564	1	1	1	ParaProfessional & Tech
RS7045	Ombudsman Coordinator	$2,090	$2,194	$2,303	$2,418	$2,539	1	1	1	Supervisors Unit
RC0300	Weatherization Program Supervisor	$1,961	$2,059	$2,162	$2,270	$2,384	1	1	1	Supervisors Unit
RS7070	HSA Program Coordinator	$1,867	$1,961	$2,059	$2,162	$2,270	3	3	3	ParaProfessional & Tech
RS7020	Community Social Services Director	$1,867	$1,961	$2,059	$2,162	$2,270	8	8	8	Supervisors Unit
- RS3402	Social Worker II	$1,822	$1,913	$2,009	$2,110	$2,215	4	4	4	ParaProfessional & Tech
- RS3401	Social Worker I	$1,574	$1,653	$1,735	$1,822	$1,913				ParaProfessional & Tech
RO3012	Accounting Technician II	$1,787	$1,876	$1,970	$2,070	$2,173	3	3	3	Office & Office Technical
RC0302	Senior Weatherization Specialist	$1,694	$1,778	$1,867	$1,961	$2,059	3	3	3	Trades Labor & Institutnl
RO3011	Accounting Technician I	$1,544	$1,622	$1,702	$1,787	$1,876	2	2	2	Office & Office Technical
RC0301	Weatherization Specialist	$1,464	$1,537	$1,614	$1,694	$1,778	2	2	2	Trades Labor & Institutnl
RC2011	Storekeeper I	$1,464	$1,537	$1,614	$1,694	$1,778	1	1	1	Trades Labor & Institutnl
RO6700	Office Technician/Coordinator	$1,442	$1,514	$1,590	$1,670	$1,753	1	1	1	Office & Office Technical
RE1400	Energy Program Specialist	$1,428	$1,499	$1,574	$1,653	$1,735	4	4	4	ParaProfessional & Tech
RS7090	Senior Info & Assistance Specialist	$1,428	$1,499	$1,574	$1,653	$1,735	3	3	3	ParaProfessional & Tech
RS7015	Community Social Services Assistant	$1,428	$1,499	$1,574	$1,653	$1,735	8	8	8	ParaProfessional & Tech
- RO6110	Senior Office Assistant	$1,302	$1,367	$1,435	$1,506	$1,582	4	4	4	Office & Office Technical
- RO6105	Office Assistant	$1,240	$1,302	$1,367	$1,435	$1,506	1	2 *	2 *	Office & Office Technical
						ALLOCATED TOTAL	**59**	**59**	**59**	
						Temporary (FTE)	**10.4**	**18.7 ***	**18.7 ***	
						POSITION TOTAL	**69.4**	**77.7 ***	**77.7 ***	

Budget Unit 5055103000 Employment - Economic Development

HS1250	Director Employment & Economic Dev	$4,098	$4,304	$4,518	$4,745	$4,982	1	1	1	Executive
RI1104	Dept Info Systems Analyst IV	$3,322	$3,489	$3,663	$3,846	$4,039	1	1	1	Professional

COUNTY OF SAN JOAQUIN

POSITION BUDGET DETAIL
FISCAL YEAR 2016-2017

JOB CODE	POSITION TITLE	------ BIWEEKLY SALARY AS OF JUNE 30, 2017 ----- STEP 1	STEP 2	STEP 3	STEP 4	STEP 5	ALLOCATED JUNE 2016	RECOMMENDED 2016-2017	ADOPTED 2016-2017	REPRESENTATION UNIT
ES2260	Deputy Dir-Employment & Training	$3,258	$3,421	$3,592	$3,771	$3,960	1	1	1	Senior Management
ES2255	EEDD Economic Development Dir	$3,258	$3,421	$3,592	$3,771	$3,960	1	1	1	Senior Management
RI1103	Dept Information Sys Analyst III	$3,042	$3,195	$3,355	$3,523	$3,699	1	1	1	Professional
RM1173	EEDD Admin Services Manager	$3,088	$3,243	$3,405	$3,576	$3,754	3	2 *	2 *	Middle Management
RM1171	EEDD Division Manager	$2,869	$3,013	$3,164	$3,323	$3,489	3	3	3	Middle Management
RB0610	EEDD Business Loan Manager	$2,828	$2,969	$3,119	$3,275	$3,439	1	1	1	Middle Management
- RI1102	Dept Information Sys Analyst II	$2,666	$2,799	$2,940	$3,087	$3,242	3	3	3	Professional
- RI1101	Dept Information Sys Analyst I	$2,173	$2,282	$2,395	$2,515	$2,641				Professional
RB6303	EEDD Analyst III	$2,503	$2,628	$2,759	$2,898	$3,042	2	2	2	ParaProfessional & Tech
RB4003	Accountant III	$2,384	$2,503	$2,628	$2,759	$2,898	1	1	1	ParaProfessional & Tech
RB0600	Business Loan Officer	$2,270	$2,384	$2,503	$2,628	$2,759	1	1	1	ParaProfessional & Tech
- RB6302	EEDD Analyst II	$2,183	$2,293	$2,407	$2,527	$2,654	2	3 *	3 *	ParaProfessional & Tech
- RB6301	EEDD Analyst I	$1,980	$2,079	$2,183	$2,293	$2,407				ParaProfessional & Tech
RS5003	Employment Training Supervisor	$2,130	$2,238	$2,349	$2,466	$2,590	5	5	5	Supervisors Unit
- RB4002	Accountant II	$2,110	$2,215	$2,326	$2,442	$2,564	1	1	1	ParaProfessional & Tech
- RB4001	Accountant I	$1,796	$1,886	$1,980	$2,079	$2,183	1	1	1	ParaProfessional & Tech
RB0615	EEDD Bus Retention & Expans Spec	$1,904	$1,999	$2,099	$2,205	$2,314	3	3	3	ParaProfessional & Tech
RO3012	Accounting Technician II	$1,787	$1,876	$1,970	$2,070	$2,173	1	1	1	Office & Office Technical
RO2060	Executive Secretary	$1,787	$1,876	$1,970	$2,070	$2,173	1	1	1	Office & Office Technical
- RS5512	EEDD Employment Services Spec II	$1,778	$1,867	$1,961	$2,059	$2,162	2	2	2	ParaProfessional & Tech
- RS5511	EEDD Employment Services Spec I	$1,614	$1,694	$1,778	$1,867	$1,961				ParaProfessional & Tech
- RS5002	Employment Training Spec II	$1,778	$1,867	$1,961	$2,059	$2,162	17	17	17	ParaProfessional & Tech
- RS5001	Employment Training Spec I	$1,614	$1,694	$1,778	$1,867	$1,961	8	6 *	6 *	ParaProfessional & Tech
RC2015	EEDD Facilities Coordinator	$1,735	$1,822	$1,913	$2,009	$2,110	1	1	1	Supervisors Unit
RO1500	Senior Administrative Supervisor	$1,678	$1,761	$1,849	$1,942	$2,039	1	1	1	Supervisors Unit
RO3011	Accounting Technician I	$1,544	$1,622	$1,702	$1,787	$1,876	3	3	3	Office & Office Technical
RO2000	Office Secretary	$1,442	$1,514	$1,590	$1,670	$1,753	1	1	1	Office & Office Technical
RO1000	Office Supervisor	$1,442	$1,514	$1,590	$1,670	$1,753	2	1 *	1 *	Supervisors Unit
- RS5502	EEDD Intake & Referral Specialist II	$1,367	$1,435	$1,506	$1,582	$1,661	2	2	2	Office & Office Technical
- RS5501	EEDD Intake & Referral Specialist I	$1,240	$1,302	$1,367	$1,435	$1,506	3	3	3	Office & Office Technical
- RO6110	Senior Office Assistant	$1,302	$1,367	$1,435	$1,506	$1,582	7	6 *	6 *	Office & Office Technical
- RO6105	Office Assistant	$1,240	$1,302	$1,367	$1,435	$1,506	3	1 *	1 *	Office & Office Technical
RC2001	Stock Clerk II	$1,295	$1,360	$1,428	$1,499	$1,574	1	1	1	Trades Labor & Institutnl
						ALLOCATED TOTAL	**84**	**78 ***	**78 ***	

COUNTY OF SAN JOAQUIN

POSITION BUDGET DETAIL
FISCAL YEAR 2016-2017

JOB CODE	POSITION TITLE	------ BIWEEKLY SALARY AS OF JUNE 30, 2017 ----- STEP 1	STEP 2	STEP 3	STEP 4	STEP 5	ALLOCATED JUNE 2016	RECOMMENDED 2016-2017	ADOPTED 2016-2017	REPRESENTATION UNIT
						Temporary (FTE)	**22.5**	**20.3 ***	**20.3 ***	
						POSITION TOTAL	**106.5**	**98.3 ***	**98.3 ***	
Budget Unit 5055246000 Neighborhood Preservation										
EE2110	Deputy Director-Programs and Admin	$3,846	$4,039	$4,241	$4,453	$4,675	1	1	1	Senior Management
- RM0226	Management Analyst III	$3,133	$3,291	$3,456	$3,629	$3,810	2	2	2	Middle Management
- RB6512	Management Analyst II	$2,515	$2,641	$2,773	$2,911	$3,058				ParaProfessional & Tech
- RB6511	Management Analyst I	$1,867	$1,961	$2,059	$2,162	$2,270				ParaProfessional & Tech
RC0203	Senior Housing Rehab Specialist	$2,577	$2,706	$2,841	$2,983	$3,133	1	1	1	Supervisors Unit
RB4002	Accountant II	$2,110	$2,215	$2,326	$2,442	$2,564	1	1	1	ParaProfessional & Tech
RO3011	Accounting Technician I	$1,544	$1,622	$1,702	$1,787	$1,876	1	1	1	Office & Office Technical
RO6115	Senior Office Assistant	$1,367	$1,435	$1,506	$1,582	$1,661	1	1	1	Office & Office Technical
						ALLOCATED TOTAL	**7**	**7**	**7**	
						POSITION TOTAL	**7**	**7**	**7**	
Budget Unit 5055600000 Veterans Service Office										
EB2156	Deputy Director Veterans Services	$2,503	$2,628	$2,759	$2,898	$3,042	1	1	1	Senior Management
- RB0802	Veterans Service Representative II	$1,645	$1,727	$1,813	$1,904	$1,999	2	2	2	ParaProfessional & Tech
- RB0801	Veterans Service Representative I	$1,394	$1,464	$1,537	$1,614	$1,694				ParaProfessional & Tech
- RO6110	Senior Office Assistant	$1,302	$1,367	$1,435	$1,506	$1,582	1	1	1	Office & Office Technical
- RO6105	Office Assistant	$1,240	$1,302	$1,367	$1,435	$1,506				Office & Office Technical
						ALLOCATED TOTAL	**4**	**4**	**4**	
						Temporary (FTE)	**0.5**	**0.7 ***	**0.7 ***	
						POSITION TOTAL	**4.5**	**4.7 ***	**4.7 ***	
Budget Unit 6061500000 Cooperative Extension										
RB6000	Junior Administrative Assistant	$1,727	$1,813	$1,904	$1,999	$2,099	1	1	1	ParaProfessional & Tech
RA0101	Agricultural Field & Lab Technician II	$1,414	$1,485	$1,559	$1,637	$1,718	1	1	1	Trades Labor & Institutnl
- RO6110	Senior Office Assistant	$1,302	$1,367	$1,435	$1,506	$1,582	2	2	2	Office & Office Technical
- RO6105	Office Assistant	$1,240	$1,302	$1,367	$1,435	$1,506				Office & Office Technical
						ALLOCATED TOTAL	**4**	**4**	**4**	
						POSITION TOTAL	**4**	**4**	**4**	
Budget Unit 7070300000 Parks - Recreation										

COUNTY OF SAN JOAQUIN

POSITION BUDGET DETAIL
FISCAL YEAR 2016-2017

JOB CODE	POSITION TITLE	------ BIWEEKLY SALARY AS OF JUNE 30, 2017 ----- STEP 1	STEP 2	STEP 3	STEP 4	STEP 5	ALLOCATED JUNE 2016	RECOMMENDED 2016-2017	ADOPTED 2016-2017	REPRESENTATION UNIT
EC2202	Parks Administrator	$3,195	$3,355	$3,523	$3,699	$3,885	1	1	1	Senior Management
RM0100	Parks Marketing & Promotion Spec	$1,904	$1,999	$2,099	$2,205	$2,314	1	1	1	Professional
RC0803	Park Maintenance Supervisor	$1,942	$2,039	$2,141	$2,249	$2,361	1	1	1	Middle Management
RA0702	Zoo & Interpretive Services Manager	$2,654	$2,787	$2,926	$3,073	$3,227	1	1	1	Middle Management
RM0140	Zoo Curator	$1,727	$1,813	$1,904	$1,999	$2,099	1	1	1	Supervisors Unit
RC0801	Senior Park Worker	$1,678	$1,761	$1,849	$1,942	$2,039	2	2	2	Supervisors Unit
RC3003	Park Equipment Mechanic	$1,574	$1,653	$1,735	$1,822	$1,913	1	1	1	Trades Labor & Institutnl
RO3011	Accounting Technician I	$1,544	$1,622	$1,702	$1,787	$1,876	1	1	1	Office & Office Technical
RP0730	Labor Crew Leader	$1,530	$1,606	$1,686	$1,770	$1,858	1	1	1	Trades Labor & Institutnl
RA0715	Animal Care Specialist	$1,522	$1,598	$1,678	$1,761	$1,849	1	1	1	ParaProfessional & Tech
RA0710	Senior Animal Care Specialist	$1,522	$1,598	$1,678	$1,761	$1,849	1	1	1	ParaProfessional & Tech
RA0720	Educ & Interretive Services Coord	$1,522	$1,598	$1,678	$1,761	$1,849		*		ParaProfessional & Tech
RC0800	Park Worker	$1,450	$1,522	$1,598	$1,678	$1,761	19	19	19	Trades Labor & Institutnl
RA0705	Animal Care Specialist	$1,450	$1,522	$1,598	$1,678	$1,761	4	4 *	4	ParaProfessional & Tech
RC0805	Park Fee Coordinator	$1,394	$1,464	$1,537	$1,614	$1,694	1	1	1	Trades Labor & Institutnl
- RO6110	Senior Office Assistant	$1,302	$1,367	$1,435	$1,506	$1,582	3	3	3	Office & Office Technical
- RO6105	Office Assistant	$1,240	$1,302	$1,367	$1,435	$1,506				Office & Office Technical
					ALLOCATED TOTAL		**39**	**39**	**39**	
					Temporary (FTE)		**18.7**	**20.5 ***	**20.5 ***	
					POSITION TOTAL		**57.7**	**59.5 ***	**59.5 ***	
Budget Unit 8190000000 Fleet Services										
RC1016	Fleet Manager	$3,389	$3,559	$3,736	$3,923	$4,120	1	1	1	Middle Management
RM0226	Management Analyst III	$3,133	$3,291	$3,456	$3,629	$3,810	1	1	1	Middle Management
RB6512	Management Analyst II	$2,515	$2,641	$2,773	$2,911	$3,058	1	1	1	ParaProfessional & Tech
RC1002	Equipment Maintenance Foreman	$2,049	$2,152	$2,259	$2,372	$2,490	1	1	1	Supervisors Unit
RC1001	Automotive Maintenance Foreman	$2,009	$2,110	$2,215	$2,326	$2,442	2	2	2	Supervisors Unit
RC3001	Heavy Equipment Mechanic	$1,913	$2,009	$2,110	$2,215	$2,326	6	6	6	Trades Labor & Institutnl
RC0420	Welder	$1,913	$2,009	$2,110	$2,215	$2,326	1	1	1	Trades Labor & Institutnl
RC2025	Equipment Parts Room Supevisor	$1,894	$1,990	$2,090	$2,194	$2,303	1	1	1	Supervisors Unit
RC3000	Automotive Mechanic	$1,787	$1,876	$1,970	$2,070	$2,173	8	8	8	Trades Labor & Institutnl
RC0603	Equipment Service Worker III	$1,567	$1,645	$1,727	$1,813	$1,904	2	2	2	Trades Labor & Institutnl
RC2024	Fleet Parts Specialist	$1,537	$1,614	$1,694	$1,778	$1,867	2	2	2	Trades Labor & Institutnl
RC0602	Equipment Service Worker II	$1,457	$1,530	$1,606	$1,686	$1,770	3	3	3	Trades Labor & Institutnl

COUNTY OF SAN JOAQUIN

POSITION BUDGET DETAIL
FISCAL YEAR 2016-2017

JOB CODE	POSITION TITLE	------ BIWEEKLY SALARY AS OF JUNE 30, 2017 ----- STEP 1	STEP 2	STEP 3	STEP 4	STEP 5	ALLOCATED JUNE 2016	RECOMMENDED 2016-2017	ADOPTED 2016-2017	REPRESENTATION UNIT
RO6115	Office Assistant Specialist	$1,367	$1,435	$1,506	$1,582	$1,661	3	3	3	Office & Office Technical
RC1560	Motor Pool Dispatcher	$1,341	$1,408	$1,478	$1,552	$1,630	1	1	1	Trades Labor & Institutnl
RC0601	Equipment Service Worker I	$1,321	$1,387	$1,457	$1,530	$1,606	4	4	4	Trades Labor & Institutnl
					ALLOCATED TOTAL		**37**	**37**	**37**	
					Temporary (FTE)		**0.7**	**0.7**	**0.7**	
					POSITION TOTAL		**37.7**	**37.7**	**37.7**	
Budget Unit 8260000000 Central Telephone										
RI1010	Information Systems Manager	$3,903	$4,098	$4,304	$4,518	$4,745	1	1	1	Confidential
RI1004	Information Systems Analyst IV	$3,322	$3,489	$3,663	$3,846	$4,039	2	2	2	Professional
- RI1003	Information Systems Analyst III	$3,042	$3,195	$3,355	$3,523	$3,699	3	3	3	Professional
- RI1002	Information Systems Analyst II	$2,666	$2,799	$2,940	$3,087	$3,242				Professional
- RI1001	Information Systems Analyst I	$2,173	$2,282	$2,395	$2,515	$2,641	1	1	1	Professional
RI1323	Info Systems Specialist III	$2,215	$2,326	$2,442	$2,564	$2,692	3	3	3	ParaProfessional & Tech
RB6002	Administrative Assistant II	$2,183	$2,293	$2,407	$2,527	$2,654	1	1	1	ParaProfessional & Tech
RO3011	Accounting Technician I	$1,544	$1,622	$1,702	$1,787	$1,876	1	1	1	Office & Office Technical
RO6115	Office Assistant Specialist	$1,367	$1,435	$1,506	$1,582	$1,661	1	1	1	Office & Office Technical
					ALLOCATED TOTAL		**13**	**13**	**13**	
					POSITION TOTAL		**13**	**13**	**13**	
Budget Unit 9210000540 Refuse Disposal Administration										
EC2160	Integrated Waste Manager	$3,942	$4,138	$4,346	$4,562	$4,790	1	1	1	Senior Management
RE1005	Engineer V	$3,646	$3,829	$4,020	$4,221	$4,433	1	1	1	Middle Management
- RE1004	Engineer IV	$3,058	$3,210	$3,371	$3,540	$3,718				Professional
- RE1003	Engineer III	$2,841	$2,983	$3,133	$3,290	$3,454				Professional
- RE1002	Engineer II	$2,641	$2,773	$2,911	$3,058	$3,210	1	1	1	Professional
- RE1001	Engineer I	$2,282	$2,395	$2,515	$2,641	$2,773	1	1	1	Professional
RM0226	Management Analyst III	$3,133	$3,291	$3,456	$3,629	$3,810	2	2	2	Middle Management
RM0325	Solid Waste Operations Manager	$3,073	$3,227	$3,389	$3,559	$3,736	1	1	1	Middle Management
- RB6512	Management Analyst II	$2,515	$2,641	$2,773	$2,911	$3,058	2	2	2	ParaProfessional & Tech
- RB6511	Management Analyst I	$1,867	$1,961	$2,059	$2,162	$2,270	1	1	1	ParaProfessional & Tech
RE0112	Engineering Assistant II	$2,314	$2,430	$2,552	$2,679	$2,813	1	1	1	ParaProfessional & Tech
RC1007	Solid Waste Site Manager	$2,293	$2,408	$2,528	$2,654	$2,787	2	2	2	Middle Management
- RB6002	Administrative Assistant II	$2,183	$2,293	$2,407	$2,527	$2,654	1	1	1	ParaProfessional & Tech

COUNTY OF SAN JOAQUIN

POSITION BUDGET DETAIL
FISCAL YEAR 2016-2017

JOB CODE	POSITION TITLE	------ BIWEEKLY SALARY AS OF JUNE 30, 2017 ----- STEP 1	STEP 2	STEP 3	STEP 4	STEP 5	ALLOCATED JUNE 2016	RECOMMENDED 2016-2017	ADOPTED 2016-2017	REPRESENTATION UNIT
- RB6001	Administrative Assistant I	$1,904	$1,999	$2,099	$2,205	$2,314				ParaProfessional & Tech
- RB6000	Junior Administrative Asst	$1,727	$1,813	$1,904	$1,999	$2,099	1	1	1	ParaProfessional & Tech
- RB4002	Accountant II	$2,110	$2,215	$2,326	$2,442	$2,564	1	1	1	ParaProfessional & Tech
- RB4001	Accountant I	$1,796	$1,886	$1,980	$2,079	$2,183				ParaProfessional & Tech
RC1002	Heavy Equipment Mechanic	$2,049	$2,152	$2,259	$2,372	$2,490	1	1	1	Trades Labor & Institutnl
RC0740	Household Haz Waste Opers Coord	$2,049	$2,152	$2,259	$2,372	$2,490	1	1	1	Trades Labor & Institutnl
RC0720	Solid Waste Recovery Supervisor	$2,049	$2,152	$2,259	$2,372	$2,490	5	5	5	Supervisors Unit
RC1581	Senior Transfer Truck Driver	$2,009	$2,110	$2,215	$2,326	$2,442	1	1	1	Supervisors Unit
RC3001	Heavy Equipment Mechanic	$1,913	$2,009	$2,110	$2,215	$2,326	3	3	3	Trades Labor & Institutnl
RC1580	Transfer Truck Driver	$1,886	$1,980	$2,079	$2,183	$2,293	9	10 *	10 *	Trades Labor & Institutnl
RC0652	Equipment Operator II	$1,886	$1,980	$2,079	$2,183	$2,293	5	5	5	Trades Labor & Institutnl
RC0651	Equipment Operator I	$1,710	$1,796	$1,886	$1,980	$2,079	3	3	3	Trades Labor & Institutnl
RO3011	Accounting Technician I	$1,544	$1,622	$1,702	$1,787	$1,876	2	2	2	Office & Office Technical
RC0715	Senior Solid Waste Recovery Worker	$1,464	$1,537	$1,614	$1,694	$1,778	9	9	9	Trades Labor & Institutnl
RO1000	Office Supervisor	$1,442	$1,514	$1,590	$1,670	$1,753	3	3	3	Supervisors Unit
RO3000	Cashier Clerk	$1,394	$1,464	$1,537	$1,614	$1,694	5	5	5	Office & Office Technical
- RO6110	Senior Office Assistant	$1,302	$1,367	$1,435	$1,506	$1,582	1	1	1	Office & Office Technical
- RO6105	Office Assistant	$1,240	$1,302	$1,367	$1,435	$1,506	1	1	1	Office & Office Technical
RC0710	Solid Waste Recovery Worker	$1,153	$1,210	$1,270	$1,334	$1,401	11	11	11	Trades Labor & Institutnl
						ALLOCATED TOTAL	**76**	**77 ***	**77 ***	
						Temporary (FTE)	**6.4**	**4.8 ***	**4.8 ***	
						POSITION TOTAL	**82.4**	**81.8 ***	**81.8 ***	
Budget Unit 9221100000 S J General Hospital										
EH3101	Hospital Chief Exec Officer	-	-	-	-	$14,112	1	1	1	Executive
EH3102	Hospital Chief Financial Officer	-	-	-	-	$8,937	1	1	1	Executive
EH3103	Hospital Chief Nursing Officer	-	-	-	-	$8,287	1	1	1	Executive
EH8000	Chief Medical Officer	$7,765	$8,153	$8,561	$8,990	$9,439	1	1	1	Senior Management
EH8002	Physician	$6,262	$8,914	$11,565	$14,217	$16,869	67	67	67	Contractor HCS Physicians
EH8001	Physician Manager	$6,545	$8,111	$9,677	$11,243	$12,809	6	6	6	Physicians Management
RH4330	Hospital Pharmacy Manager	$5,284	$5,547	$5,825	$6,116	$6,421	1	1	1	Middle Management
RH4331	Pharmacy Supervisor	$4,325	$4,541	$4,768	$5,006	$5,256	2	2	2	Supervisors Unit
EH2115	Perioperative Services Director	$4,304	$4,518	$4,745	$4,982	$5,230	1	1	1	Senior Management
EH2105	Deputy Director-SJGH Nursing	$4,304	$4,518	$4,745	$4,982	$5,230	3	3	3	Senior Management

COUNTY OF SAN JOAQUIN

POSITION BUDGET DETAIL
FISCAL YEAR 2016-2017

	JOB CODE	POSITION TITLE	------ BIWEEKLY SALARY AS OF JUNE 30, 2017 ----- STEP 1	STEP 2	STEP 3	STEP 4	STEP 5	ALLOCATED JUNE 2016	RECOMMENDED 2016-2017	ADOPTED 2016-2017	REPRESENTATION UNIT
	RH4350	Pharmacist - Clinical	$4,241	$4,453	$4,675	$4,910	$5,154	2	2	2	Professional
	EH2104	Sr Deputy Director-SJGH Clinical	$4,118	$4,325	$4,541	$4,768	$5,006	2	2	2	Senior Management
-	RH4355	Pharmacist	$4,039	$4,241	$4,453	$4,675	$4,910	13	13	13	Professional
-	RH4354	Pharmacist - Trainee	$3,072	$3,226	$3,388	$3,558	$3,735				Professional
	RH1170	Nurse Midwife	$3,846	$4,039	$4,241	$4,453	$4,675	5	5	5	Registered Nurses
-	EH2106	Deputy Director II - SJGH	$3,846	$4,039	$4,241	$4,453	$4,675	3	3	3	Senior Management
-	EH2107	Deputy Director I - SJGH	$3,489	$3,663	$3,846	$4,039	$4,241	2	2	2	Senior Management
	RH1150	Clinical Nurse Specialist - Inpatient	$3,718	$3,903	$4,098	$4,304	$4,518	4	4	4	Registered Nurses
	EH2100	Deputy Finance Director - HCS	$3,718	$3,903	$4,098	$4,304	$4,518	2	2	2	Senior Management
	RI1011	Dept Information Systems Manager	$3,754	$3,943	$4,140	$4,347	$4,565	1	1	1	Middle Management
	RH5200	Manager of Diagnostic Imaging	$3,700	$3,885	$4,079	$4,283	$4,497	1	1	1	Middle Management
	RH1300	Nursing Department Manager	$3,559	$3,736	$3,923	$4,120	$4,326	11	11	11	Middle Management
-	RH1162	Nurse Practitioner II - Inpatient	$3,960	$4,158	$4,366	$4,585	$4,814	3	3	3	Registered Nurses
-	RH1167	Senior Nurse Practitioner - Ambulatory	$3,903	$4,098	$4,304	$4,518	$4,745	2	2	2	Registered Nurses
-	RH1166	Nurse Practitioner II - Ambulatory	$3,771	$3,960	$4,158	$4,366	$4,585	1	1	1	Registered Nurses
-	RH1165	Nurse Practitioner I - Ambulatory	$3,627	$3,809	$3,999	$4,199	$4,409	2	2	2	Registered Nurses
-	RH1203	Senior Physician Assistant	$3,454	$3,627	$3,809	$3,999	$4,199	6	6	6	Professional
-	RH1202	Physician Assistant II	$3,290	$3,454	$3,627	$3,809	$3,999				Professional
-	RH1201	Physician Assistant I	$3,133	$3,290	$3,454	$3,627	$3,809				Professional
-	RH1163	Senior Nurse Practitioner - Inpatient	$4,098	$4,304	$4,518	$4,745	$4,982		3 *	3 *	Registered Nurses
-	RH1161	Nurse Practitioner I - Inpatient	$3,809	$3,999	$4,199	$4,409	$4,630				Registered Nurses
-	RH1106	Staff NurseV-Asst Nrs Dpt Mgr	$3,371	$3,540	$3,718	$3,903	$4,098	19	20 *	20 *	Registered Nurses
-	RH1105	Staff Nurse V Clinical Nrs-Inpatient	$3,371	$3,540	$3,718	$3,903	$4,098	10	10	10	Registered Nurses
-	RH1126	Staff NurseV-Asst Nrs Dpt Mgr-Amb	$3,210	$3,371	$3,540	$3,718	$3,903	4	4	4	Registered Nurses
-	RH1125	Staff Nurse V - Clinical - Ambulatory	$3,210	$3,371	$3,540	$3,718	$3,903				Registered Nurses
-	RH1104	Staff Nurse IV - Inpatient	$3,179	$3,338	$3,506	$3,681	$3,866	127	138 *	138 *	Registered Nurses
-	RH1103	Staff Nurse III -Inpatient	$2,983	$3,133	$3,290	$3,454	$3,627	97	97	97	Registered Nurses
-	RH1102	Staff Nurse II - Inpatient	$2,883	$3,027	$3,179	$3,338	$3,506	6	6	6	Registered Nurses
-	RH1101	Staff Nurse I - Inpatient	$2,706	$2,841	$2,983	$3,133	$3,290				Registered Nurses
-	RH1124	Staff Nurse IV - Ambulatory	$3,027	$3,179	$3,338	$3,506	$3,681	19	21 *	21 *	Registered Nurses
-	RH1123	Staff Nurse III - Ambulatory	$2,841	$2,983	$3,133	$3,290	$3,454	40	40	40	Registered Nurses
-	RH1122	Staff Nurse II - Ambulatory	$2,746	$2,883	$3,027	$3,179	$3,338				Registered Nurses
-	RH1121	Staff Nurse I - Ambulatory	$2,577	$2,706	$2,841	$2,983	$3,133				Registered Nurses
	MH7452	Chief Resident- Internal Medicine	$2,552	$2,679	$2,813	$2,954	$3,102	1	1	1	Professional

COUNTY OF SAN JOAQUIN

POSITION BUDGET DETAIL
FISCAL YEAR 2016-2017

	JOB CODE	POSITION TITLE	------ BIWEEKLY SALARY AS OF JUNE 30, 2017 ----- STEP 1	STEP 2	STEP 3	STEP 4	STEP 5	ALLOCATED JUNE 2016	RECOMMENDED 2016-2017	ADOPTED 2016-2017	REPRESENTATION UNIT
	MH7453	Chief Res Dept Family Prac - Ped	$2,552	$2,679	$2,813	$2,954	$3,102	1	1	1	Professional
	MH7456	Chief Res Dept Surgery	-	-	-	-	$3,073	1	1	1	Professional
-	MH7420	Resident Physician 4th Year	-	-	-	-	$2,826	2	2	2	Professional
-	MH7424	Resident Physician 3rd Year	-	-	-	-	$2,615	4	4	4	Professional
-	MH7426	Resident Physician 2nd Year	-	-	-	-	$2,372	17	17	17	Professional
-	MH7428	Resident Physician 1st Year	-	-	-	-	$2,100	19	19	19	Professional
-	SH7615	Intern	-	-	-	-	$1,858	16	20 *	20 *	Professional
	RH4080	Asst Clinical Lab Operations Manager	$3,592	$3,771	$3,960	$4,158	$4,366	2	2	2	Supervisors Unit
	RH0175	Clinical EducationCoordinator	$3,422	$3,594	$3,773	$3,962	$4,161	1	1	1	Middle Management
	RI1204	Dept Applications Analyst IV	$3,322	$3,489	$3,663	$3,846	$4,039	3	3	3	Professional
	RI1104	Dept Information Sys Analyst IV	$3,322	$3,489	$3,663	$3,846	$4,039	1	1	1	Professional
	RM0205	Manager of Patient Fin Services	$3,355	$3,523	$3,700	$3,885	$4,079	1	1	1	Middle Management
	RH6510	Therapy Services Manager	$3,338	$3,506	$3,681	$3,865	$4,059	1	1	1	Middle Management
	RH1240	Quality Improvement Coord	$3,210	$3,371	$3,540	$3,718	$3,903	1	1	1	Registered Nurses
	RH1235	Infection Control Coordinator	$3,210	$3,371	$3,540	$3,718	$3,903	1	1	1	Registered Nurses
	RH0131	Health Information Admin	$3,306	$3,472	$3,646	$3,829	$4,020	1	1	1	Middle Management
	RM0350	Facilities Manager-HCS	$3,227	$3,389	$3,559	$3,736	$3,923	1	1	1	Middle Management
	RH4003	Clinical Lab Technologist III	$3,355	$3,523	$3,699	$3,885	$4,079	6	6	6	Supervisors Unit
-	RH5154	Ultrasound Specialist IV	$3,133	$3,290	$3,454	$3,627	$3,809	4	5 *	5 *	ParaProfessional & Tech
-	RH5153	Ultrasound Specialist III	$2,841	$2,983	$3,133	$3,290	$3,454				ParaProfessional & Tech
-	RH5152	Ultrasound Specialist II	$2,478	$2,602	$2,732	$2,869	$3,013				ParaProfessional & Tech
-	RH5151	Ultrasound Specialist I	$2,226	$2,338	$2,454	$2,577	$2,706				ParaProfessional & Tech
-	RM0226	Management Analyst III	$3,133	$3,291	$3,456	$3,629	$3,810	4	4	4	Middle Management
-	RB6512	Management Analyst II	$2,515	$2,641	$2,773	$2,911	$3,058				ParaProfessional & Tech
	RM0203	Clinic Services Coordinator	$3,133	$3,291	$3,456	$3,629	$3,810	1	1	1	Middle Management
-	RI1103	Dept Information Sys Analyst III	$3,042	$3,195	$3,355	$3,523	$3,699	2	2	2	Professional
-	RI1102	Dept Information Sys Analyst II	$2,666	$2,799	$2,940	$3,087	$3,242				Professional
-	RI1101	Dept Information Sys Analyst I	$2,173	$2,282	$2,395	$2,515	$2,641				Professional
	RC2070	Hospital Materials Manager	$3,103	$3,259	$3,422	$3,594	$3,773	1	1	1	Middle Management
-	RH5103	Nuclear Medicine Specialist III	$2,954	$3,102	$3,258	$3,421	$3,592	1	1	1	ParaProfessional & Tech
-	RH5102	Nuclear Medicine Specialist II	$2,641	$2,773	$2,911	$3,058	$3,210				ParaProfessional & Tech
-	RH5101	Nuclear Medicine Specialist I	$2,338	$2,454	$2,577	$2,706	$2,841				ParaProfessional & Tech
-	RH6204	Physical Therapist - Clinic Specialist	$2,911	$3,058	$3,210	$3,371	$3,540	2	2	2	Professional
-	RH6205	Phys Therapist IV-Asst Dept Manager	$2,911	$3,058	$3,210	$3,371	$3,540				Supervisors Unit

COUNTY OF SAN JOAQUIN

POSITION BUDGET DETAIL
FISCAL YEAR 2016-2017

	JOB CODE	POSITION TITLE	------ BIWEEKLY SALARY AS OF JUNE 30, 2017 ----- STEP 1	STEP 2	STEP 3	STEP 4	STEP 5	ALLOCATED JUNE 2016	RECOMMENDED 2016-2017	ADOPTED 2016-2017	REPRESENTATION UNIT
-	RH6203	Physical Therapist - Senior	$2,692	$2,826	$2,968	$3,117	$3,273	2	2	2	Professional
-	RH6202	Physical Therapist	$2,442	$2,564	$2,692	$2,826	$2,968				Professional
-	RH6200	Physical Therapist Assistant	$1,858	$1,951	$2,049	$2,152	$2,259		1 *	1 *	ParaProfessional & Tech
	RH5360	Manager of Respiratory Care	$2,969	$3,119	$3,275	$3,439	$3,611	1	1	1	Middle Management
	RB3010	Accounting Manager	$2,941	$3,088	$3,243	$3,405	$3,576	1	1	1	Middle Management
	RM0204	Asst Mgr of Patient Fin Services	$2,842	$2,984	$3,133	$3,291	$3,456	1	1	1	Middle Management
	RH6404	Speech Therapist IV-Clinical Specialist	$2,732	$2,869	$3,013	$3,164	$3,322		1 *	1 *	Professional
-	RH6005	Occup Therapist IV - Asst Dept Mgr	$2,732	$2,869	$3,013	$3,164	$3,322	2	2	2	Supervisors Unit
-	RH6004	Occup Therapist - Clinical Specialist	$2,732	$2,869	$3,013	$3,164	$3,322				Professional
-	RH6003	Occupational Therapist - Senior	$2,552	$2,679	$2,813	$2,954	$3,102				Professional
-	RH6002	Occupational Therapist	$2,293	$2,407	$2,527	$2,654	$2,786				Professional
-	RH6000	Occup Therapist Assistant	$1,710	$1,796	$1,886	$1,980	$2,079		1 *	1 *	ParaProfessional & Tech
-	RH4002	Clinical Lab Technologist II	$2,954	$3,102	$3,258	$3,421	$3,592	15	15	15	Professional
-	RH4001	Clinical Lab Technologist I	$2,679	$2,813	$2,954	$3,102	$3,258				Professional
	RH0320	Mgr of Admin & Utilization Rec	$2,668	$2,801	$2,941	$3,088	$3,243	1	1	1	Middle Management
	RH5185	Radiologic Tech Educational Coor	$2,666	$2,799	$2,940	$3,087	$3,242	1	1	1	ParaProfessional & Tech
	RH0100	Medical Staff Coordinator	$2,641	$2,774	$2,911	$3,058	$3,211	1	1	1	Middle Management
	RH8005	Director of Clinical Dietetics	$2,603	$2,733	$2,869	$3,013	$3,164	1	1	1	Middle Management
-	RS3042	Clinical Social Worker II	$2,527	$2,654	$2,786	$2,926	$3,072	3	3	3	Professional
-	RS3041	Clinical Social Worker I	$2,270	$2,384	$2,503	$2,628	$2,759	1	1	1	Professional
	RH5352	Respiratory Care Practnr Supervisor	$2,527	$2,654	$2,786	$2,926	$3,072	3	3	3	Supervisors Unit
	RH5005	Sup Radiologic Technologist	$2,515	$2,641	$2,773	$2,911	$3,058	1	2 *	2 *	Supervisors Unit
-	RB6205	Business Analyst II	$2,515	$2,641	$2,773	$2,911	$3,058	1	1	1	ParaProfessional & Tech
-	RB6204	Business Analyst I	$1,867	$1,961	$2,059	$2,162	$2,270	3	3	3	ParaProfessional & Tech
	RB5500	Departmental Personnel Analyst	$2,515	$2,641	$2,773	$2,911	$3,058	1	1	1	Confidential
	RI1601	Info Systems Operations Mgr SJGH	$2,454	$2,577	$2,706	$2,841	$2,983	1	1	1	Supervisors Unit
	RH5180	Radiolog Technologist Instructor	$2,395	$2,515	$2,641	$2,773	$2,911	1	1	1	ParaProfessional & Tech
	RB4003	Accountant III	$2,384	$2,503	$2,628	$2,759	$2,898	3	3	3	ParaProfessional & Tech
-	RH5353	Respiratory Care Practitioner II	$2,361	$2,478	$2,602	$2,732	$2,869	17	17	17	ParaProfessional & Tech
-	RH5351	Respiratory Care Practitioner I	$2,248	$2,361	$2,478	$2,602	$2,732	1	1	1	ParaProfessional & Tech
	RC1013	Asst Facilities Manager-HCS	$2,349	$2,466	$2,590	$2,719	$2,854	1	1	1	Supervisors Unit
	RM0215	Assistant Manager of Admitting	$2,293	$2,408	$2,528	$2,654	$2,787	1	1	1	Middle Management
-	RH5004	Radiolog Tech III - Spec Procedure	$2,248	$2,361	$2,478	$2,602	$2,732	4	4	4	ParaProfessional & Tech
-	RH5003	Radiologic Tech III - Mammograph	$2,248	$2,361	$2,478	$2,602	$2,732	1	1	1	ParaProfessional & Tech

COUNTY OF SAN JOAQUIN

POSITION BUDGET DETAIL
FISCAL YEAR 2016-2017

	JOB CODE	POSITION TITLE	------ BIWEEKLY SALARY AS OF JUNE 30, 2017 ----- STEP 1	STEP 2	STEP 3	STEP 4	STEP 5	ALLOCATED JUNE 2016	RECOMMENDED 2016-2017	ADOPTED 2016-2017	REPRESENTATION UNIT
-	RH5002	Radiologic Technologist II	$2,142	$2,248	$2,361	$2,478	$2,602	12	13 *	13 *	ParaProfessional & Tech
-	RH5001	Radiologic Technologist I	$2,039	$2,142	$2,248	$2,361	$2,478	1	1	1	ParaProfessional & Tech
	RH0130	Asst Med Records Administrator	$2,248	$2,361	$2,478	$2,602	$2,732	1	1	1	Supervisors Unit
	RB6120	Charge Desc Master Analyst	$2,248	$2,361	$2,478	$2,602	$2,732	1	1	1	ParaProfessional & Tech
-	RH8002	Clinical Dietitian II	$2,205	$2,314	$2,430	$2,552	$2,679	6	6	6	Professional
-	RH8001	Clinical Dietitian I	$2,049	$2,152	$2,259	$2,372	$2,490				Professional
	RC5003	Special Systems Technician	$2,194	$2,303	$2,418	$2,539	$2,666	2	2	2	Trades Labor & Institutnl
-	RH0753	Biomedical Equip Technician III	$2,183	$2,293	$2,407	$2,527	$2,654	1	1	1	Supervisors Unit
-	RH0752	Biomedical Equip Technician II	$2,039	$2,142	$2,248	$2,361	$2,478	3	3	3	Trades Labor & Institutnl
-	RH0751	Biomedical Equip Technician I	$1,849	$1,942	$2,039	$2,142	$2,248				Trades Labor & Institutnl
	RC4001	Office Building Engineer	$2,142	$2,248	$2,361	$2,478	$2,602	1	1	1	Trades Labor & Institutnl
	RC0410	Electrician	$2,130	$2,238	$2,349	$2,466	$2,590	2	2	2	Trades Labor & Institutnl
	RB4002	Accountant II	$2,110	$2,215	$2,326	$2,442	$2,564	1	1	1	ParaProfessional & Tech
	RO4212	Medical Coder - Certified	$2,099	$2,205	$2,314	$2,430	$2,552	7	7	7	ParaProfessional & Tech
	RH2075	Renal Dialysis Procedures Tech	$2,059	$2,162	$2,270	$2,384	$2,503	1	1	1	ParaProfessional & Tech
	RC4000	Central Plant Engineer	$1,961	$2,059	$2,162	$2,270	$2,384	4	4	4	Trades Labor & Institutnl
	RC0403	Crafts Worker III	$1,961	$2,059	$2,162	$2,270	$2,384	10	10	10	Trades Labor & Institutnl
	RI1501	Supervising Dept Info Systems Tech	$1,894	$1,990	$2,090	$2,194	$2,303	3	3	3	ParaProfessional & Tech
	RB6511	Management Analyst I	$1,867	$1,961	$2,059	$2,162	$2,270	1	1	1	ParaProfessional & Tech
	RH5010	Echocardiographic Technician	$1,830	$1,922	$2,019	$2,120	$2,226	2	3 *	3 *	ParaProfessional & Tech
	RO3012	Accounting Technician II	$1,787	$1,876	$1,970	$2,070	$2,173	1	1	1	Office & Office Technical
	RB5002	Personnel Technician	$1,787	$1,876	$1,970	$2,070	$2,173	1	1	1	Confidential
-	RH2002	Sr Licensed Vocational Nurse	$1,727	$1,813	$1,904	$1,999	$2,099	5	5	5	ParaProfessional & Tech
-	RH2001	Licensed Vocational Nurse	$1,645	$1,727	$1,813	$1,904	$1,999	11	12 *	12 *	ParaProfessional & Tech
	RH3032	Senior Operating Room Technician	$1,727	$1,813	$1,904	$1,999	$2,099	1	1	1	ParaProfessional & Tech
-	RI1402	Dept Info Systems Technician II	$1,694	$1,778	$1,867	$1,961	$2,059	4	4	4	ParaProfessional & Tech
-	RI1401	Dept Info Systems Technician I	$1,537	$1,614	$1,694	$1,778	$1,867				ParaProfessional & Tech
	RO2040	Health Care Secretary	$1,678	$1,761	$1,849	$1,942	$2,039	1	1	1	Confidential
	RO1150	Residency Training Program Coord	$1,678	$1,761	$1,849	$1,942	$2,039	1	1	1	Supervisors Unit
	RP0405	Security Manager	$1,694	$1,779	$1,867	$1,961	$2,060	1	1	1	Middle Management
	RO1010	Patient Financial Services Supervisor	$1,661	$1,744	$1,830	$1,922	$2,019	3	3	3	Supervisors Unit
-	RH0240	Trauma Registrar II	$1,653	$1,735	$1,822	$1,913	$2,009				Office & Office Technical
-	RH0230	Trauma Registrar I	$1,499	$1,574	$1,653	$1,735	$1,822	3	3	3	Office & Office Technical
	RC2012	Storekeeper II	$1,653	$1,735	$1,822	$1,913	$2,009	1	1	1	Supervisors Unit

COUNTY OF SAN JOAQUIN

POSITION BUDGET DETAIL
FISCAL YEAR 2016-2017

	JOB CODE	POSITION TITLE	------ BIWEEKLY SALARY AS OF JUNE 30, 2017 ----- STEP 1	STEP 2	STEP 3	STEP 4	STEP 5	ALLOCATED JUNE 2016	RECOMMENDED 2016-2017	ADOPTED 2016-2017	REPRESENTATION UNIT
	RO4603	Senior Collections Clerk	$1,630	$1,710	$1,796	$1,886	$1,980	2	2	2	Office & Office Technical
	RH0120	Medical Librarian	$1,622	$1,702	$1,787	$1,876	$1,970	1	1	1	ParaProfessional & Tech
-	RH2152	Special Procedures Technician II	$1,606	$1,686	$1,770	$1,858	$1,951	1	1	1	ParaProfessional & Tech
-	RH2151	Special Procedures Technician I	$1,530	$1,606	$1,686	$1,770	$1,858				ParaProfessional & Tech
	RO4900	Purchasing Technician	$1,590	$1,670	$1,753	$1,840	$1,932	1	1	1	Office & Office Technical
	RH4930	Medical Technician	$1,574	$1,653	$1,735	$1,822	$1,913	2	2	2	ParaProfessional & Tech
-	RH3031	Operating Room Technician II	$1,574	$1,653	$1,735	$1,822	$1,913	10	10	10	ParaProfessional & Tech
-	RH3030	Operating Room Technician I	$1,295	$1,360	$1,428	$1,499	$1,574	9	9	9	ParaProfessional & Tech
	RH0301	Lead Patient Services Rep	$1,574	$1,653	$1,735	$1,822	$1,913	2	2	2	ParaProfessional & Tech
	RI0110	Office Systems Specialist	$1,552	$1,630	$1,710	$1,796	$1,886	3	3	3	ParaProfessional & Tech
	RF0302	Assist Mgr Housekeeping Services	$1,552	$1,630	$1,710	$1,796	$1,886	1	1	1	Supervisors Unit
	RF0110	Food Service Assistant Director	$1,552	$1,630	$1,710	$1,796	$1,886	1	1	1	Supervisors Unit
	RO4130	Credentialing Specialist	$1,544	$1,622	$1,702	$1,787	$1,876	1	1	1	Office & Office Technical
	RO3011	Accounting Technician I	$1,544	$1,622	$1,702	$1,787	$1,876	1	1	1	Office & Office Technical
	RO2050	Administrative Secretary	$1,544	$1,622	$1,702	$1,787	$1,876	1	1	1	Office & Office Technical
-	RH4453	Pharmacy Technician III	$1,544	$1,622	$1,702	$1,787	$1,876	2	2	2	ParaProfessional & Tech
-	RH4452	Pharmacy Technician II	$1,435	$1,506	$1,582	$1,661	$1,744	8	8	8	ParaProfessional & Tech
-	RH4451	Pharmacy Technician I	$1,367	$1,435	$1,506	$1,582	$1,661	2	2	2	ParaProfessional & Tech
	RH4410	Pharmaceutical Inventory Tech	$1,544	$1,622	$1,702	$1,787	$1,876	1	1	1	ParaProfessional & Tech
	RO4102	Medical Transcriber II	$1,537	$1,614	$1,694	$1,778	$1,867	1	1	1	Office & Office Technical
	RF0204	Manager of Laundry Services	$1,552	$1,630	$1,711	$1,796	$1,886	1	1	1	Middle Management
	RH3040	Orthopedic Technician	$1,464	$1,537	$1,614	$1,694	$1,778	1	1	1	ParaProfessional & Tech
	RH0300	Patient Services Representative	$1,464	$1,537	$1,614	$1,694	$1,778	11	11	11	ParaProfessional & Tech
	RC2011	Storekeeper I	$1,464	$1,537	$1,614	$1,694	$1,778	2	2	2	Trades Labor & Institutnl
	RC0800	Park Worker	$1,450	$1,522	$1,598	$1,678	$1,761	3	3	3	Trades Labor & Institutnl
	RO6700	Office Technician/Coordinator	$1,442	$1,514	$1,590	$1,670	$1,753	9	9	9	Office & Office Technical
	RO2000	Office Secretary	$1,442	$1,514	$1,590	$1,670	$1,753	6	6	6	Office & Office Technical
	RO1000	Office Supervisor	$1,442	$1,514	$1,590	$1,670	$1,753	6	7 *	7 *	Supervisors Unit
	RH0853	Sterile Processing Tech Supervisor	$1,414	$1,485	$1,559	$1,637	$1,718	1	1	1	Supervisors Unit
	RF0130	Baker	$1,408	$1,478	$1,552	$1,630	$1,710	1	1	1	Trades Labor & Institutnl
	RF0105	Food Service Supervisor	$1,408	$1,478	$1,552	$1,630	$1,710	3	3	3	Supervisors Unit
	RH4902	Laboratory Assistant II	$1,401	$1,470	$1,544	$1,622	$1,702	5	5	5	ParaProfessional & Tech
-	RO4101	Medical Transcriber I	$1,394	$1,464	$1,537	$1,614	$1,694	2	2	2	Office & Office Technical
-	RO4100	Medical Transcriber Trainee	$1,205	$1,265	$1,328	$1,394	$1,464				Office & Office Technical

COUNTY OF SAN JOAQUIN

POSITION BUDGET DETAIL
FISCAL YEAR 2016-2017

JOB CODE	POSITION TITLE	------ BIWEEKLY SALARY AS OF JUNE 30, 2017 ----- STEP 1	STEP 2	STEP 3	STEP 4	STEP 5	ALLOCATED JUNE 2016	RECOMMENDED 2016-2017	ADOPTED 2016-2017	REPRESENTATION UNIT
RO6120	Department Payroll Specialist	$1,367	$1,435	$1,506	$1,582	$1,661	2	2	2	Office & Office Technical
RO6115	Office Assistant Specialist	$1,367	$1,435	$1,506	$1,582	$1,661	18	17 *	17 *	Office & Office Technical
RF0203	Lead Laundry Worker	$1,321	$1,387	$1,457	$1,530	$1,606	1	1	1	Supervisors Unit
- RH0852	Sterile Processing Technician II	$1,314	$1,381	$1,450	$1,522	$1,598	4	4	4	Trades Labor & Institutnl
- RH0851	Sterile Processing Technician I	$1,222	$1,283	$1,347	$1,414	$1,485	6	7 *	7 *	Trades Labor & Institutnl
- RO6110	Senior Office Assistant	$1,302	$1,367	$1,435	$1,506	$1,582	55	55	55	Office & Office Technical
- RO6105	Office Assistant	$1,240	$1,302	$1,367	$1,435	$1,506	13	13	13	Office & Office Technical
RH0200	Patient Registration Clerk	$1,302	$1,367	$1,435	$1,506	$1,582	39	39	39	Office & Office Technical
RF0301	Lead Housekeeper	$1,295	$1,360	$1,428	$1,499	$1,574	3	3	3	Supervisors Unit
RC2001	Stock Clerk II	$1,295	$1,360	$1,428	$1,499	$1,574	3	2 *	2 *	Trades Labor & Institutnl
RH4901	Laboratory Assistant I	$1,258	$1,321	$1,387	$1,457	$1,530	9	9	9	ParaProfessional & Tech
RH2060	Dialysis Patient Care Technician	$1,252	$1,314	$1,381	$1,450	$1,522	11	11	11	ParaProfessional & Tech
RC5000	Telephone Operator	$1,240	$1,302	$1,367	$1,435	$1,506	6	6	6	Office & Office Technical
RH3200	Outpatient Clinic Assistant	$1,228	$1,289	$1,354	$1,422	$1,492	55	61 *	61 *	ParaProfessional & Tech
RH0201	Hospital Unit Clerk	$1,222	$1,283	$1,347	$1,414	$1,485	32	33 *	33 *	Office & Office Technical
RC1500	Delivery Driver	$1,222	$1,283	$1,347	$1,414	$1,485	1	1	1	Trades Labor & Institutnl
- RF0103	Food Service Worker III	$1,210	$1,270	$1,334	$1,401	$1,470	4	4	4	Trades Labor & Institutnl
- RF0102	Food Service Worker II	$1,103	$1,158	$1,216	$1,277	$1,341	9	9	9	Trades Labor & Institutnl
- RF0101	Food Service Worker I	$1,026	$1,076	$1,130	$1,187	$1,246	8	8	8	Trades Labor & Institutnl
- RH3001	Nursing Assistant	$1,187	$1,246	$1,308	$1,374	$1,442	36	39 *	39 *	ParaProfessional & Tech
- RH3000	Nursing Assistant Trainee	$1,061	$1,114	$1,170	$1,228	$1,289				ParaProfessional & Tech
RH0820	Supply Distribution Technician	$1,175	$1,234	$1,295	$1,360	$1,428	7	7	7	Trades Labor & Institutnl
RF0300	Housekeeping Service Worker	$1,119	$1,175	$1,234	$1,295	$1,360	40	40	40	Trades Labor & Institutnl
RH0705	Hospital Attendant	$1,114	$1,170	$1,228	$1,289	$1,354	3	3	3	ParaProfessional & Tech
RF0201	Laundry Worker	$1,046	$1,098	$1,153	$1,210	$1,270	5	5	5	Trades Labor & Institutnl
					ALLOCATED TOTAL		**1,193**	**1,232 ***	**1,232 ***	
					Temporary (FTE)		**279.7**	**320.3 ***	**320.3 ***	
					POSITION TOTAL		**1,472.7**	**1,552.3 ***	**1,552.3 ***	
Budget Unit 9230901000 Stockton Metropolitan Airport										
EB1305	Airport Director	$4,138	$4,346	$4,562	$4,790	$5,030	1	1	1	Executive
EB1315	Airport Deputy Director	$3,574	$3,754	$3,942	$4,138	$4,346	1	1	1	Senior Management
RP0510	Airport Operations Supervisor	$2,120	$2,226	$2,338	$2,454	$2,577	1	1	1	Supervisors Unit
RC0404	Crafts Worker IV	$2,099	$2,205	$2,314	$2,430	$2,552	1	1	1	Supervisors Unit

COUNTY OF SAN JOAQUIN

POSITION BUDGET DETAIL
FISCAL YEAR 2016-2017

JOB CODE	POSITION TITLE	------ BIWEEKLY SALARY AS OF JUNE 30, 2017 ----- STEP 1	STEP 2	STEP 3	STEP 4	STEP 5	ALLOCATED JUNE 2016	RECOMMENDED 2016-2017	ADOPTED 2016-2017	REPRESENTATION UNIT
- RC0403	Crafts Worker III	$1,961	$2,059	$2,162	$2,270	$2,384	2	2	2	Trades Labor & Institutnl
- RC0402	Crafts Worker II	$1,537	$1,614	$1,694	$1,778	$1,867				Trades Labor & Institutnl
- RC0401	Crafts Worker I	$1,394	$1,464	$1,537	$1,614	$1,694				Trades Labor & Institutnl
- RB6001	Administrative Assistant I	$1,904	$1,999	$2,099	$2,205	$2,314				ParaProfessional & Tech
- RB6000	Junior Administrative Assistant	$1,727	$1,813	$1,904	$1,999	$2,099	1	1	1	ParaProfessional & Tech
RO3012	Accounting Technician II	$1,787	$1,876	$1,970	$2,070	$2,173	1	1	1	Office & Office Technical
- RP0500	Airport Operations Specialist	$1,710	$1,796	$1,886	$1,980	$2,079	2	2	2	Trades Labor & Institutnl
- RP0495	Airport Operations Worker	$1,552	$1,630	$1,710	$1,796	$1,886	1	1	1	Trades Labor & Institutnl
						ALLOCATED TOTAL	**11**	**11**	**11**	
						Temporary (FTE)	**0**	**0.8 ***	**0.8 ***	
						POSITION TOTAL	**11**	**11.8 ***	**11.8 ***	
						TOTAL ALLOCATED POSITIONS	**6,131.0**	**6,287.0**	**6,288.0**	
						TOTAL TEMPORARY (FTE)	**628.2**	**702.8**	**702.8**	
						GRAND TOTAL	**6,759.2**	**6,989.8**	**6,990.8**	

Equipment Budget Detail

2016-2017 Equipment by Type

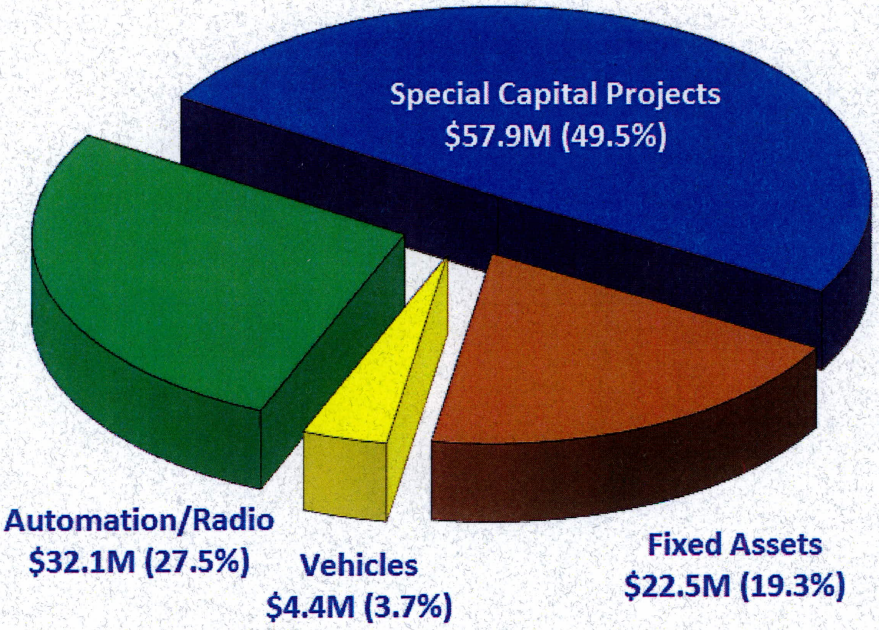

Total: $116.9 Million

COUNTY OF SAN JOAQUIN

EQUIPMENT BUDGET DETAIL
FISCAL YEAR 2016-2017

	DESCRIPTION		------RECOMMENDED----- UNITS	AMOUNT	---------ADOPTED-------- UNITS	AMOUNT
BUDGET UNIT - 1010900000 - INFORMATION SYSTEMS DIVISION						
3001	ISILON STORAGE		1	161,195	1	161,195
3002	VNX DRIVES - CANLIS BUILDING		26	30,726	26	30,726
3003	DATA DOMAIN EXPANSION		1	40,262	1	40,262
3004	UCS CHASSIS		1	15,000	1	15,000
3005	PROMISE ARRAY		1	24,620	1	24,620
3006	PROPERTY TAX SYSTEM UPGRADE - ASSESSOR		1	37,000	1	37,000
		TOTAL		308,803		308,803
BUDGET UNIT - 1011200000 - PURCHASING AND SUPPORT SERVICES						
1001	SHREDDER		1	42,000	1	42,000
		TOTAL		42,000		42,000
BUDGET UNIT - 1040148000 - PUBLIC IMPROVEMENT						
4001	CAPITAL PROJECTS			3,150,000		3,150,000
		TOTAL		3,150,000		3,150,000
BUDGET UNIT - 1040148100 - PUBLIC IMPROVEMENT - CDBG						
4001	CAPITAL PROJECTS			1,583,284		1,583,284
		TOTAL		1,583,284		1,583,284
BUDGET UNIT - 1040148300 - PUBLIC IMPROVEMENT - FAC MGMT						
4001	CAPITAL PROJECTS			7,580,000		7,580,000
		TOTAL		7,580,000		7,580,000
BUDGET UNIT - 2020200000 - DISTRICT ATTORNEY'S OFFICE						
1001	VEHICLES		12	336,000	12	336,000
		TOTAL		336,000		336,000
BUDGET UNIT - 2020300000 - CHILD SUPPORT SERVICES						
3001	WIRELESS NETWORK EQUIPMENT		1	10,000	1	10,000
		TOTAL		10,000		10,000

COUNTY OF SAN JOAQUIN

EQUIPMENT BUDGET DETAIL
FISCAL YEAR 2016-2017

	DESCRIPTION		RECOMMENDED UNITS	RECOMMENDED AMOUNT	ADOPTED UNITS	ADOPTED AMOUNT
BUDGET UNIT - 2021609000 - SHERIFF - CAL-MMET						
1001	VEHICLES		2	60,000	2	60,000
1002	BODY WIRE		1	6,110	1	6,110
		TOTAL		66,110		66,110
BUDGET UNIT - 2021610000 - SHERIFF - AUTOMATED FINGERPRINT						
3001	AUTOMATION EQUIPMENT		1	700,000	1	700,000
		TOTAL		700,000		700,000
BUDGET UNIT - 2021620000 - SHERIFF - PATROL						
1001	CANINES		3	27,540	3	27,540
1002	VEHICLES		5	200,328	5	200,328
2001	MOBILE RADIOS		5	25,595	5	25,595
		TOTAL		253,463		253,463
BUDGET UNIT - 2021626000 - SHERIFF - DETECTIVES						
1001	CAMERAS		4	24,580	4	24,580
1002	VEHICLES		2	90,000	2	90,000
2001	MOBILE RADIOS		2	10,238	2	10,238
		TOTAL		124,818		124,818
BUDGET UNIT - 2022600000 - SHERIFF - CUSTODY						
1001	RIDING LAWN MOWER		1	13,136	1	13,136
1002	PICKUP		1	47,000	1	47,000
		TOTAL		60,136		60,136
BUDGET UNIT - 2022610000 - SHERIFF - LOCAL COMMUNITY CORRECTIONS						
1001	3/4 TON PICKUP TRUCK		1	60,000	1	60,000
		TOTAL		60,000		60,000
BUDGET UNIT - 2024700000 - AGRICULTURAL COMMISSIONER						
1001	MOBILE FUEL CALIBRATION TRAILER SYSTEM		1	57,000	1	57,000
		TOTAL		57,000		57,000

COUNTY OF SAN JOAQUIN

EQUIPMENT BUDGET DETAIL
FISCAL YEAR 2016-2017

	DESCRIPTION		RECOMMENDED UNITS	RECOMMENDED AMOUNT	ADOPTED UNITS	ADOPTED AMOUNT
BUDGET UNIT - 2025600000 - COMMUNITY DEVELOPMENT						
1001	WORKSPACE RENOVATION		1	12,000	1	12,000
3001	LABEL PRINTERS		2	10,000	2	10,000
3002	SERVERS		3	25,000	3	25,000
3003	FIRE WALLS		2	37,150	2	37,150
3004	SCANNERS		3	15,000	3	15,000
3005	MINUTETRAQ SOFTWARE		1	38,000	1	38,000
		TOTAL		137,150		137,150
BUDGET UNIT - 2025901000 - RECORDERS MODERNIZATION						
1001	DIGITAL ARCHIVE WRITER		1	80,000	1	80,000
		TOTAL		80,000		80,000
BUDGET UNIT - 2026000150 - HOMELAND SECURITY GRANTS						
2001	DATA STORAGE DEVICE		1	85,600	1	85,600
2002	RADIO COMMUNICATION TOWER		1	349,915	1	349,915
		TOTAL		435,515		435,515
BUDGET UNIT - 3030101000 - PUBLIC WORKS - ADMINISTRATION						
1001	SECURITY CAMERA SYSTEM		1	57,000	1	57,000
		TOTAL		57,000		57,000
BUDGET UNIT - 3030105000 - PUBLIC WORKS - ROAD MAINTENANCE						
1001	STRIPER TRUCK		1	299,750	1	299,750
1002	BOBTAIL TRUCK		1	158,050	1	158,050
1003	CRACK-SEAL MACHINE		1	59,950	1	59,950
4001	PUBLIC WORKS CAPITAL PROJECTS		1	1,315,000	1	1,315,000
		TOTAL		1,832,750		1,832,750
BUDGET UNIT - 3030106000 - PUBLIC WORKS -CONSTRUCTION						
4001	PUBLIC WORKS CAPITAL PROJECTS			39,604,816		39,604,816
		TOTAL		39,604,816		39,604,816
BUDGET UNIT - 3031300000 - ROAD DISTRICT 1						
4001	PUBLIC WORKS CAPITAL PROJECTS			878,832		878,832
		TOTAL		878,832		878,832
BUDGET UNIT - 3031400000 - ROAD DISTRICT 2						
4001	PUBLIC WORKS CAPITAL PROJECTS			918,844		918,844

COUNTY OF SAN JOAQUIN

EQUIPMENT BUDGET DETAIL
FISCAL YEAR 2016-2017

	DESCRIPTION		------RECOMMENDED----- UNITS	AMOUNT	---------ADOPTED-------- UNITS	AMOUNT
		TOTAL		918,844		918,844
BUDGET UNIT - 3031500000 - ROAD DISTRICT 3						
4001	PUBLIC WORKS CAPITAL PROJECTS			1,172,034		1,172,034
		TOTAL		1,172,034		1,172,034
BUDGET UNIT - 3031600000 - ROAD DISTRICT 4						
4001	PUBLIC WORKS CAPITAL PROJECTS			4,220,768		4,220,768
		TOTAL		4,220,768		4,220,768
BUDGET UNIT - 3031700000 - ROAD DISTRICT 5						
4001	PUBLIC WORKS CAPITAL PROJECTS			1,257,211		1,257,211
		TOTAL		1,257,211		1,257,211
BUDGET UNIT - 4040500000 - MENTAL HEALTH SERVICES						
1001	HEATING VENTILATION AND AIR CONDITIONING SYSTEM		1	100,000	1	100,000
1002	CRISIS STABILIZATION UNIT EXPANSION		1	2,618,465	1	2,618,465
1003	FURNITURE - CRISIS STABILIZATION UNIT EXPANSION		1	200,000	1	200,000
3001	AUTOMATION EQUIPMENT		1	710,995	1	710,995
		TOTAL		3,629,460		3,629,460
BUDGET UNIT - 4040600000 - SUBSTANCE ABUSE SERVICES						
1001	PLAY STRUCTURE		1	65,000	1	65,000
1002	GUTTER		1	20,000	1	20,000
1003	COMMERCIAL REFRIGERATOR/FREEZER		1	5,114	1	5,114
1004	STORAGE SHED		1	20,000	1	20,000
1005	MINIVAN		1	25,000	1	25,000
1006	MODULAR OFFICE REPLACEMENT		1	460,000	1	460,000
1007	HEATING VENTILATION AND AIR CONDITIONING SYSTEM		1	50,000	1	50,000
1008	PLUMBING AND ELECTRICAL REPAIR		1	40,000	1	40,000
1009	ROOF REPAIR		1	35,000	1	35,000
		TOTAL		720,114		720,114

COUNTY OF SAN JOAQUIN

EQUIPMENT BUDGET DETAIL
FISCAL YEAR 2016-2017

	DESCRIPTION		RECOMMENDED UNITS	RECOMMENDED AMOUNT	ADOPTED UNITS	ADOPTED AMOUNT
BUDGET UNIT - 4040700000 - BEHAVIORAL HEALTH ADMINISTRATION						
1001	SECURITY CAMERA AND INTERCOM REPLACEMENT		1	400,000	1	400,000
1002	COOLING TOWER/BOILER		1	350,000	1	350,000
3001	NETWORK EQUIPMENT		1	30,000	1	30,000
3002	SERVER		1	164,400	1	164,400
		TOTAL		944,400		944,400
BUDGET UNIT - 4040800000 - UTILITY DISTRICTS						
1001	EXCAVATOR		1	40,000	1	40,000
3001	REMOTE MONITORING EQUIPMENT		1	10,000	1	10,000
		TOTAL		50,000		50,000
BUDGET UNIT - 4041000000 - PUBLIC HEALTH SERVICES						
3001	REPLACEMENT SERVERS		5	82,000	5	82,000
3002	FIBRE CHANNEL SWITCHES		4	60,000	4	60,000
3003	BACKUP DATA STORAGE		1	5,000	1	5,000
3004	WIRELESS NETWORK		1	50,000	1	50,000
3005	NETWORK SWITCHES		2	25,000	2	25,000
3006	DATABASE SERVER		1	30,000	1	30,000
3007	AUDIO SYSTEM UPGRADE		1	25,000	1	25,000
		TOTAL		277,000		277,000
BUDGET UNIT - 4042000000 - ENVIRONMENTAL HEALTH						
3001	REPLACEMENT SERVER		1	10,000	1	10,000
		TOTAL		10,000		10,000
BUDGET UNIT - 4045415000 - CALIFORNIA CHILDREN'S SERVICES						
1001	MODULAR FURNITURE		1	20,000	1	20,000
3001	NETWORKING EQUIPMENT		1	10,000	1	10,000
		TOTAL		30,000		30,000

COUNTY OF SAN JOAQUIN

EQUIPMENT BUDGET DETAIL
FISCAL YEAR 2016-2017

	DESCRIPTION		------RECOMMENDED----- UNITS	AMOUNT	---------ADOPTED-------- UNITS	AMOUNT
BUDGET UNIT - 5010101000 - HUMAN SERVICES AGENCY						
1001	SCISSOR LIFT		1	17,000	1	17,000
1002	MODULAR FURNITURE		150	705,000	150	705,000
3001	AUTOMATED SIGNAGE SYSTEM		1	45,000	1	45,000
3002	BLADE SWITCHES		2	31,000	2	31,000
3003	BLADE SERVERS		6	54,000	6	54,000
3004	FIBER SWITCHES		5	50,000	5	50,000
3005	SAN STORAGE DRIVE		1	45,000	1	45,000
		TOTAL		947,000		947,000
BUDGET UNIT - 5054101000 - AGING & COMMUNITY SERVICES						
1001	UTILITY VANS		2	60,000	2	60,000
		TOTAL		60,000		60,000
BUDGET UNIT - 5055103000 - EMPLOYMENT & ECONOMIC DEVELOPMENT						
3001	SERVERS		2	11,313	2	11,313
		TOTAL		11,313		11,313
BUDGET UNIT - 8190000000 - FLEET SERVICES						
1001	REPLACEMENT VEHICLES AND EQUIPMENT		57	2,782,000	57	2,782,000
1002	CAR CHARGERS		10	50,000	10	50,000
1003	PRESSURE WASHER/STEAMER		1	12,000	1	12,000
		TOTAL		2,844,000		2,844,000
BUDGET UNIT - 8260000000 - TELEPHONE INTERNAL SERVICE FUND						
3001	AIRFIBER UNIT		1	18,000	1	18,000
3002	ROUTER - DISASTER RECOVERY SITE		1	17,000	1	17,000
		TOTAL		35,000		35,000
BUDGET UNIT - 8270000000 - RADIO INTERNAL SERVICE FUND						
2001	ROUTERS		28	436,324	28	436,324
2002	DIRECT CURRENT POWER PLANTS		3	51,181	3	51,181
		TOTAL		487,505		487,505

COUNTY OF SAN JOAQUIN

EQUIPMENT BUDGET DETAIL
FISCAL YEAR 2016-2017

	DESCRIPTION		RECOMMENDED UNITS	RECOMMENDED AMOUNT	ADOPTED UNITS	ADOPTED AMOUNT
BUDGET UNIT - 9210000000 - SOLID WASTE						
1001	PARTIAL CONSTRUCTION AREA 5B - N CO LANDFILL		1	1,000,000	1	1,000,000
1002	GROUNDWATER WELLS - N CO LANDFILL		4	100,000	4	100,000
1003	GAS AND MONITORING WELLS - FOOTHILL LANDFILL		16	400,000	16	400,000
1004	OPERATIONS LAYER AREA 2A - FOOTHILL LANDFILL		1	100,000	1	100,000
1005	HVAC 1/2 TON UNITS - LL AND N CO SCALE HOUSES		2	15,000	2	15,000
1006	HVAC 2-3 TON UNITS - LL AND N CO EQUIP MAINT BLDGS		2	40,000	2	40,000
1007	ORGANIC PROCESSING SITE IMPROVEMENTS		1	200,000	1	200,000
1008	TRANSFER TRUCK JACK - LOVELACE		1	10,000	1	10,000
1009	TRANSFER TRUCK TRAILERS - LOVELACE		5	500,000	5	500,000
1010	AIR COMPRESSORS		2	16,800	2	16,800
1011	USED OIL COLLECTION TANK		1	10,000	1	10,000
3001	SCANNER FOR ENGINEERING OFFICE		1	5,000	1	5,000
		TOTAL		2,396,800		2,396,800
BUDGET UNIT - 9221100000 - SAN JOAQUIN GENERAL HOSPITAL						
1001	CART WASHER SYSTEM		1	750,000	1	750,000
1002	STEALTH NAVIGATION AND O-ARM IMAGING DEVICE		1	1,028,600	1	1,028,600
1003	GASTROINTESTINAL SCOPES		2	545,000	2	545,000
1004	VENTILATOR		1	272,500	1	272,500
1005	RADIOGRAPHIC UNIT AND ROOM RENOVATION		1	567,000	1	567,000
1006	C-ARM IMAGING DEVICE		1	297,000	1	297,000
1007	MAGNETIC RESONANCE IMAGING PROJECT		1	1,300,000	1	1,300,000
1008	HEMODIALYSIS MACHINES		14	218,300	14	218,300
1009	STANDBY GENERATOR AND TRANSFER SWITCH		1	272,000	1	272,000
1010	MEDICAL EQUIPMENT		1	2,399,302	1	2,399,302
3001	TELEMETRY EQUIPMENT		12	250,000	12	250,000
3002	ENCRYPTION SOFTWARE		1	270,000	1	270,000
3003	HEALTH INFORMATION SYSTEM		1	27,205,727	1	27,205,727
3004	SOFTWARE AND COMPUTER EQUIPMENT		1	1,008,624	1	1,008,624
		TOTAL		36,384,053		36,384,053

COUNTY OF SAN JOAQUIN

EQUIPMENT BUDGET DETAIL
FISCAL YEAR 2016-2017

	DESCRIPTION	------RECOMMENDED----- UNITS	AMOUNT	---------ADOPTED-------- UNITS	AMOUNT
BUDGET UNIT - 9230901000 - AIRPORT ENTERPRISE FUND					
1001	TERMINAL LANDSCAPING	1	12,311	1	12,311
1002	WILDLIFE MANAGEMENT STUDY	1	40,000	1	40,000
1003	PAVEMENT ASSESSMENT AND MAINTENANCE PRGM	1	60,000	1	60,000
1004	SWEEPER	1	230,000	1	230,000
1005	AIRPORT LAYOUT PLAN UPDATE	1	270,000	1	270,000
1006	GENERAL AVIATION REHABILITATION	1	2,500,000	1	2,500,000
	TOTAL		3,112,311		3,112,311
	GRAND TOTAL		**116,865,490**		**116,865,490**