

HOUSEHOLD HAZARDOUS WASTE COLLECTION PROGRAM:

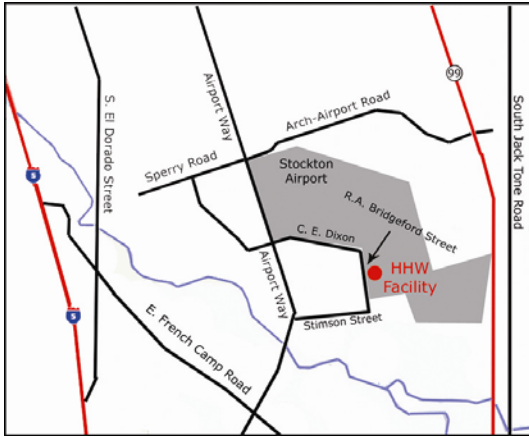
Free to Residents!

Location: 7850 R.A. Bridgeford Street, Stockton, CA

Phone: (209) 468-3066 or (800) 449-4840

Hours: Thursday, Friday & Saturday from 9:00 a.m. to 3:00 p.m.

Small businesses call (209) 468-5670 for registration, fees, and appointment.



From I-5: French Camp exit, proceed east to Airport Way, north (left) to C.E. Dixon, right on C.E. Dixon, right on R.A. Bridgeford Street, left into facility at "Entrance Only" gate.

From Highway 99: Arch Road exit, proceed west to Airport Way, south (left) on Airport Way to C.E.



INFORMATION & RATES

San Joaquin County Public Works
Solid Waste Division
1810 East Hazelton Avenue
Stockton, CA 95205

Hotline: (800) 449-4840
Phone: (209) 468-3066
Fax: (209) 468-3078

Web Site: www.sjgov.org/solidwaste

SAN JOAQUIN COUNTY

San Joaquin County Landfills & Facilities

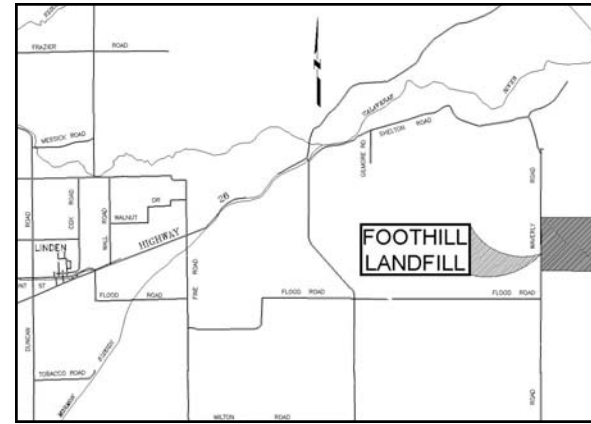
1 (800) 449-4840

San Joaquin County Public Works
"Working for You"



INFORMATION & RATES

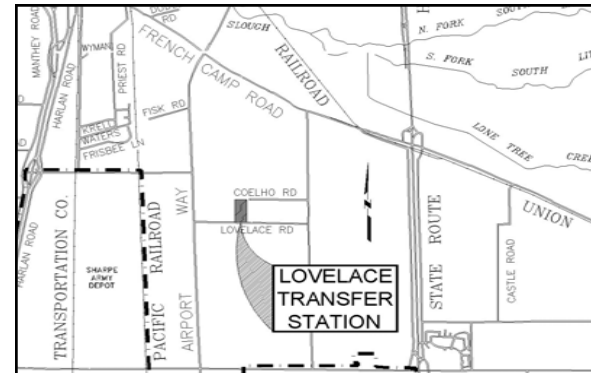
MAPS & DIRECTIONS



Directions to Foothill Landfill
6484 N. Waverly Road, Linden, CA 95236

From I-5: Take Highway 4 (Crosstown) east; Highway 99 north; Highway 26 east; Turn right (south) on Escalon-Bellota Rd; Quick turn left (east) on Shelton Rd.; Turn right (south) on Waverly Rd. Front gate is 1/2 mile on the left-hand side.

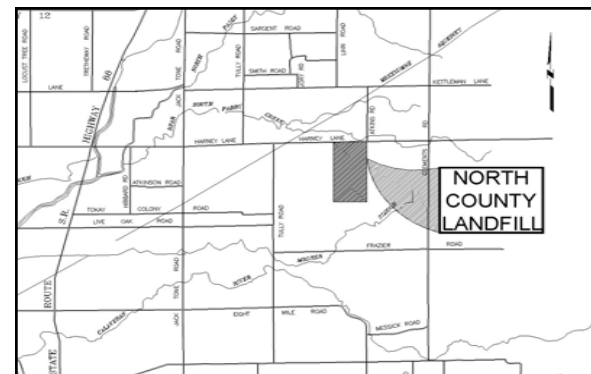
From Highway 99: Take Highway 26 east; right (south) on Escalon-Bellota Rd; Quick turn left (east) on Shelton Rd.; Turn right (south) on Waverly Rd. Front gate is 1/2 mile on the left-hand side.



Directions to Lovelace Transfer Station
2323 E. Lovelace Road, Manteca, CA 95336

From I-5: Take Roth Rd. east; right (south) on Airport Way; left (east) on Lovelace Rd. Front gate is 1/2 mile on the left-hand side.

From Highway 99: French Camp Rd. exit west; Left (south) on Union Rd.; Right (west) on Lovelace Rd. Front gate is 1/2 mile on the right-hand side.



Directions to North County Landfill
17720 E. Harney Lane, Lodi, CA 95240

From I-5: Take Highway 12 east through Lodi; Turn right (south) on Jack Tone Rd.; Turn left (east) on Harney Lane. Front gate is 1/2 mile on the right-hand side.

From Highway 99: Take Harney Lane east. Front gate is 6 1/2 miles on the right-hand side.

WHAT YOU NEED TO KNOW . . . BEFORE YOU GO!

HOURS OF OPERATION: Lovelace and North County are open daily from 7 a.m. to 5 p.m., and Foothill from 7 a.m. to 5 p.m., except for legal holidays. (Check with each facility.)

LOCATION: See back panel for maps and directions.

TARPING REQUIREMENT: All loads must be properly tarped, otherwise a **double disposal fee** will be charged.

RECYCLED PAINT PROGRAM: All types of paint are accepted at San Joaquin County's Household Hazardous Waste Consolidation Facility at no cost to county residents.

Recycled paint is available for purchase at Lovelace and North County facilities for \$5 per gallon in 5-gallon buckets only (\$25 per bucket plus tax).

QUESTIONS ABOUT HOUSEHOLD HAZARDOUS WASTE?

Check out the back panel for information or call our Hotline at (800) 449-4840.

HOW TO REACH US:

Solid Waste Administrative Office
(209) 468-3066

Hotline
(800) 449-4840

Foothill Sanitary Landfill
(209) 887-3969

Lovelace Materials Recovery Facility & Transfer Station
(209) 982-5770

North County Recycling Center & Sanitary Landfill
(209) 887-3868

FOOTHILL SANITARY LANDFILL

ACCEPTABLE WASTES: Commercial and household waste; construction/demolition waste; agricultural waste; white goods such as refrigerators, freezers, and air conditioning units; tires; *small* pickup loads of soil or gravel.

UNACCEPTABLE WASTES: Septic tank waste; toxic materials; large dead animals; 5-gallon or larger drums; infectious waste; liquid waste; cannery waste; hazardous waste; *large* loads of soil or gravel; trailers; burned wastes.

MINIMUM CHARGES:

Autos.....	\$6.00
Pickups (bed less than 8'):	
Load at or below cab level.....	\$7.00
Load above cab level.....	\$9.25
Pickups (bed 8' or longer):	
Load at or below cab level.....	\$9.25
Load above cab level.....	\$13.25
Trailers (8' or less in length)	\$9.25
Vans (8' or less from last seat to the rear)	\$9.25

All Other Vehicles

Loose waste.....	\$ 7.00 per cubic yard
Weighed waste ..	\$29.72 per ton (\$9.25 minimum)

SPECIAL WASTES:

Tires	Mounted	Unmounted
Motorcycle.....	\$3.00	\$2.00
Auto	\$3.00	\$2.00
Truck.....	\$7.50	\$5.50
Truck (larger than 12 x 24)		\$11.00
Farm tractor (no larger than 17.5 x 24).....		\$12.75
Loader (no larger than 23.5 x 25).....		\$109.25
Earth mover (larger than 23.5 x 25).....		\$327.50

Refrigerant Units & CRTs:

Air conditioners, freezers & refrigerators.....	N/C*
	*No Additional Charge—Limit 2 per load
Televisions & Computer Monitors.....	N/C**
	**No Additional Charge—Limit 4 per load

LOVELACE MATERIALS RECOVERY FACILITY & TRANSFER STATION

ACCEPTABLE WASTES: Commercial and household waste; agricultural waste; tires; white goods such as refrigerators, freezers, and air conditioning units; *small* pickup loads of concrete, rocks, gravel, or asphalt.

UNACCEPTABLE WASTES: Septic tank waste; construction/demolition waste; toxic materials; dead animals; 5-gallon or larger drums; infectious waste; liquid waste; cannery waste; hazardous waste; logs and tree stumps; trailers; burned wastes; *large* loads of concrete, soil, rocks, gravel, or asphalt.

MINIMUM CHARGES:

Autos.....	\$8.75
Pickups (bed less than 8'):	
Load at or below cab level.....	\$10.25
Load above cab level.....	\$13.50
Pickups (bed 8' or longer):	
Load at or below cab level.....	\$16.75
Load above cab level.....	\$23.75
Trailers (8' or less in length).....	\$16.75
Vans (8' or less from last seat to rear).....	\$16.75

All Other Vehicles

Loose waste.....	\$ 12.25 per cubic yard
Weighed waste.....	\$ 49.70 per ton (\$16.75 minimum)

SPECIAL WASTES:

Tires	Mounted	Unmounted
Motorcycle.....	\$3.00	\$2.00
Auto.....	\$3.00	\$2.00
Truck.....	\$7.50	\$5.50
Truck (larger than 12 x 24)		\$11.00
Farm tractor (no larger than 17.5 x 24).....		\$12.75
Loader (no larger than 23.5 x 25).....		\$109.25
Earth mover (larger than 23.5 x 25).....		\$327.50

Refrigerant Units & CRTs:

Air conditioners, freezers & refrigerators.....	N/C*
	*No Additional Charge—Limit 2 per load
Televisions & Computer Monitors.....	N/C**
	**No Additional Charge—Limit 4 per load

NORTH COUNTY RECYCLING CENTER & SANITARY LANDFILL

ACCEPTABLE WASTES: Commercial and household waste; construction/demolition waste; agricultural waste; white goods such as refrigerators, freezers, and air conditioning units; tires; *small* pickup loads of soil or gravel.

UNACCEPTABLE WASTES: Septic tank waste; toxic materials; large dead animals; 5-gallon or larger drums; infectious waste; liquid waste; cannery waste; hazardous waste; *large* loads of soil or gravel; trailers; burned wastes.

MINIMUM CHARGES:

Autos.....	\$7.00
Pickups (bed less than 8'):	
Load at or below cab level.....	\$10.00
Load above cab level.....	\$12.50
Pickups (bed 8' or longer):	
Load at or below cab level.....	\$14.25
Load above cab level.....	\$17.75
Trailers (8' or less in length)	\$14.25
Vans (8' or less from last seat to rear)	\$14.25

All Other Vehicles

Loose waste.....	\$ 9.25 per cubic yard
Weighed waste.....	\$38.20 per ton (\$14.25 minimum)

SPECIAL WASTES:

Tires	Mounted	Unmounted
Motorcycle.....	\$3.00	\$2.00
Auto.....	\$3.00	\$2.00
Truck.....	\$7.50	\$5.50
Truck (larger than 12.00 x 24)		\$11.00
Farm tractor (no larger than 17.5 x 24).....		\$12.75
Loader (no larger than 23.5 x 25).....		\$109.25
Earth mover (larger than 23.5 x 25).....		\$327.50

Refrigerant Units & CRTs:

Air conditioners, freezers & refrigerators.....	N/C*
	*No Additional Charge—Limit 2 per load
Televisions & Computer Monitors.....	N/C**
	**No Additional Charge—Limit 4 per load