







DESCRIPTION

Learn to pick out clandestine biological laboratories, assess the dangers medical aid patients present to you, and understand how to safely sample, document, package, and transport bio terrorism specimens. Attend this “hands-on” workshop and earn a year’s worth of CEUs while you gain a wealth of information.

OBJECTIVES

At the conclusion of the workshop, participants will be able to:

-  Integrate local emergency response agencies’ knowledge, roles and resources.
-  Recognize the four major types of bio-agents and their sources.
-  Identify and sample clandestine biological laboratories.
-  Understand how select agents work and the dangers they present
-  Know the appropriate PPE and decontamination methods to respond to both hazardous materials incidents and medical aid call.
-  Sample, field screen, package, decontaminate, and prepare specimens for transport.

AUDIENCE

This train-the-trainers workshop is designed for emergency response agency chief officers, supervisors, and lead trainers. Such agencies include: dispatch centers, local law enforcement (Sheriff, Police, CHP, Local FBI), local fire/rescue companies, HazMat teams, EMS, public health laboratory, and environmental health staff.

AGENDA

Day 1

- 8:00 Sign In
- 8:15 Introduction
- 8:45 Pre-test
- 9:00 Module 1: Overview
- 10:00 Break
- 10:15 Exercise/Seminar: Discussion on Local Response Plan
- 11:15 Table-top based on local plan (time permitting).
- 12:00 Lunch
- 1:00 Module 2: Meeting the Agents
- 2:00 Exercise 2: Identifying Clandestine Biological Laboratories& Sampling Them
- 3:00 Break
- 3:15 Module 3: Understanding Hazards
- 4:00 Exercise 3: Disease Spread

5:00 Adjourn

Day 2

- 8:00 Module 4: Protecting Yourself and Other
- 8:45 Exercise 4: Aseptic Techniques (sampling teams)
- 9:30 Module 5: Select Agents I
- 10:00 Break
- 10:15 Module 5: Select Agents II
- 11:15 Exercise 5: Case Studies
- 12:30 Lunch
- 1:30 Module 6: Responding
- 2:00 Exercises 6a: Sampling, Packaging and Transporting
- 3:00 Break
- 3:15 Exercise 6b: Field Testing
- 4:30 Questions, Post Test, and Wrap-up
- 5:00 Finish



Shown at <http://www.sportbikes.dhs.org>

CONTINUING EDUCATION

Continuing Education credit will be provided for various professions based on 16 hours (EMS, 12 hours) of instruction

CLS – California Clinical Laboratory Science: The California Department of Health, Microbial Disease Laboratory is a CA CLS Accrediting Agency (#0197)

Dispatch and Law Enforcement: POST approved

Emergency Medical Services Staff: First Responders, EMTs and Para-Medics [check with your local EMS provider for units. I can provide information they need.]

[Nursing CEUs should be available through your local public health department]

This class is approved by the Office of Domestic Preparedness (ODP) and may be entirely funded with their grants. Course Number CA-004-RESP

REGISTRATION

This course is free. Registration is via phone, fax, or direct mail.

By Phone: call 209 468-3460

By Fax: Send the completed form to
209 468-0639

By Mail: send the completed form to:

Joanna Cuerpo
Public Health Lab
1601 E. Hazelton, Stockton, CA
95205

SPECIAL NEEDS

In compliance with the Americans with Disabilities Act, individuals needing special accommodations should notify the meeting organizers at least two weeks prior to the workshop.

FACULTY

Kathryn M. Hansen, C.L.S., P.H.M,
EMT
Bioterrorism Response Trainer
Microbial Disease Laboratory
California Department of Health

Wild Zebra Registration Form
Date: July 25 and 26, 2006

Please Print
Closing Date: June 30, 2006

Agency Name: _____

Address: _____

City: _____ Zip: _____

Last Name: _____ First Name: _____

Title: _____ Certificate Number: _____

Phone: _____ Fax: _____

E-Mail: _____