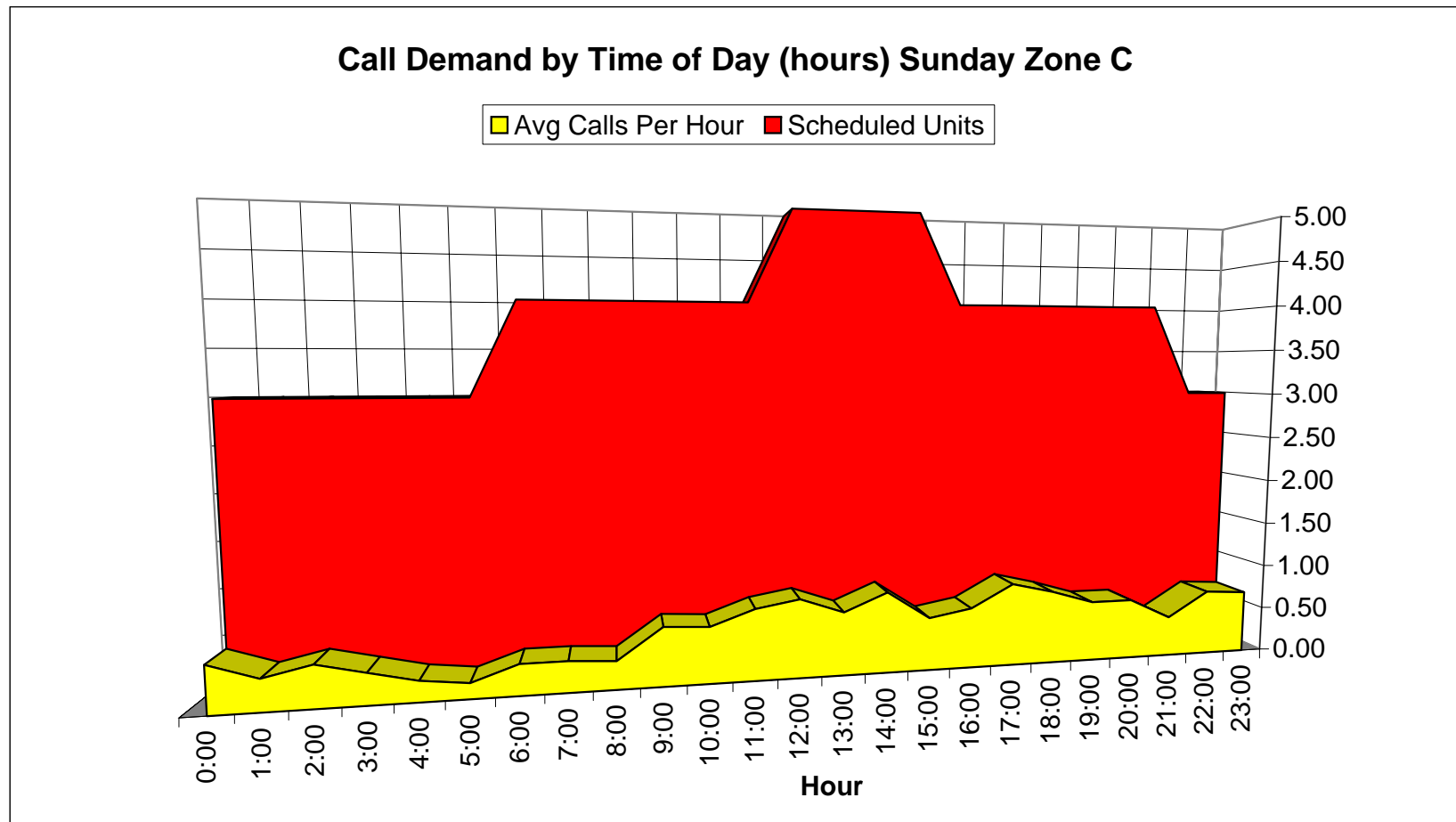


## Priority One Medical Transport Proposed Unit Staffing vs. Historical Call Demand Zone C

Calls in range	18	12	16	12	8	6	12	12	11	23	22	28
Avg Calls Per Hour	0.50	0.33	0.44	0.33	0.22	0.17	0.33	0.33	0.31	0.64	0.61	0.78
Hour	0:00	1:00	2:00	3:00	4:00	5:00	6:00	7:00	8:00	9:00	10:00	11:00
Scheduled Units	3	3	3	3	3	3	4	4	4	4	4	4
Scheduled QRVs	1	1	1	1	1	1	1	1	1	1	1	1

Calls in range	31	25	32	21	24	33	29	24	24	16	26	25
Avg Calls Per Hour	0.86	0.69	0.89	0.58	0.67	0.92	0.81	0.67	0.67	0.44	0.72	0.69
Hour	12:00	13:00	14:00	15:00	16:00	17:00	18:00	19:00	20:00	21:00	22:00	23:00
Scheduled Units	5	5	5	5	4	4	4	4	4	4	3	3
Scheduled QRVs	1	1	1	1	1	1	1	1	1	1	1	1



Total Calls: 490

Average Calls per day: 14

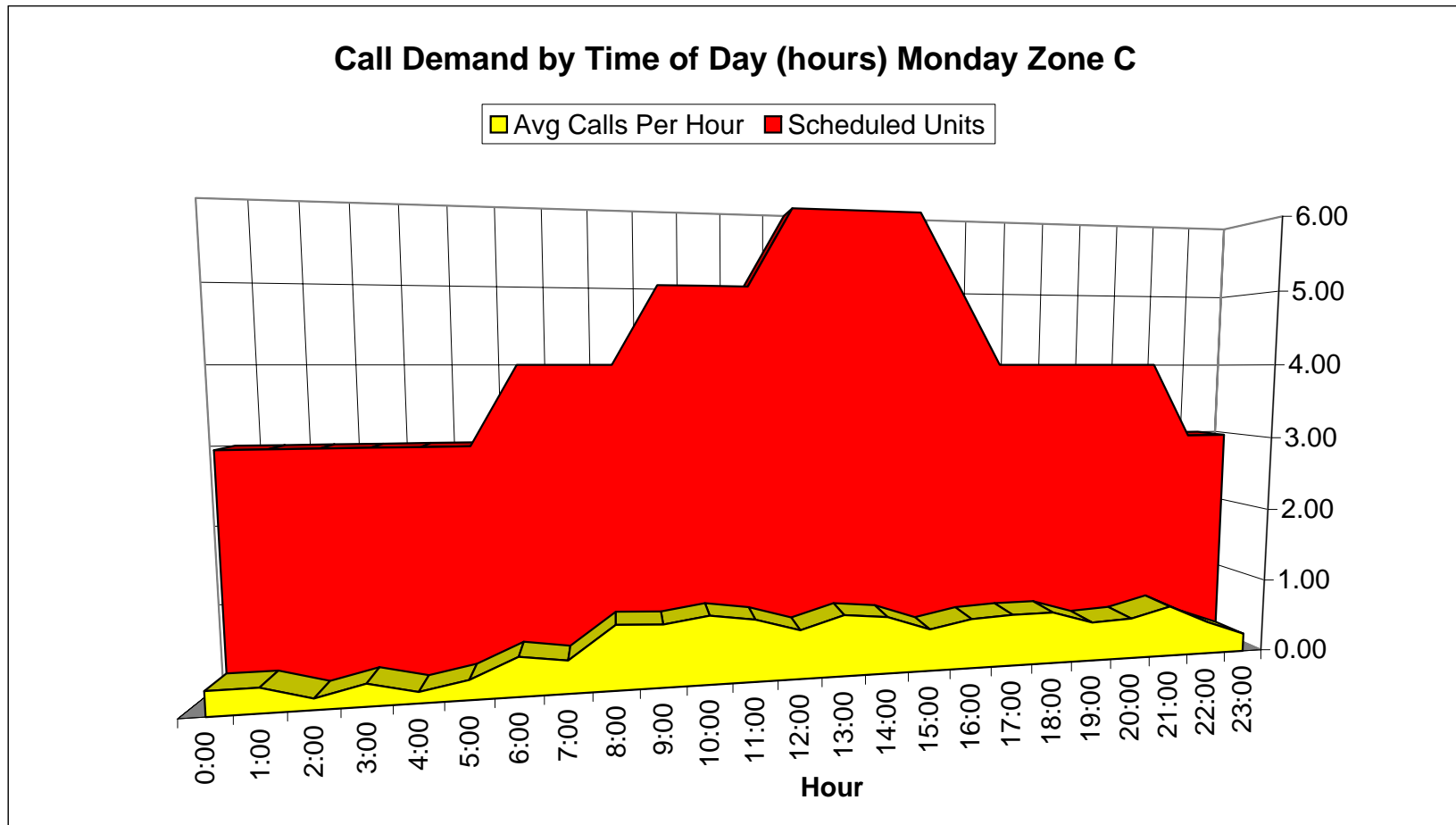
\* Source Data: Stockton Fire Dispatch for Medic Units M41,M42,M43,M96 January 1, 2005 - September 7, 2005

\*Calls are regarded as 911 calls received by Stockton 911 dispatch, and may not result in transport.

# Priority One Medical Transport Proposed Unit Staffing vs. Historical Call Demand Zone C

Calls in range	11	11	5	10	5	9	18	15	30	29	32	29
Avg Calls Per Hour	0.31	0.31	0.14	0.28	0.14	0.25	0.50	0.42	0.83	0.81	0.89	0.81
Hour	0:00	1:00	2:00	3:00	4:00	5:00	6:00	7:00	8:00	9:00	10:00	11:00
Scheduled Units	3	3	3	3	3	3	4	4	4	5	5	5
Scheduled QRVs	1	1	1	1	1	1	1	1	1	1	1	1

Calls in range	23	29	27	20	24	25	25	19	20	25	16	9
Avg Calls Per Hour	0.64	0.81	0.75	0.56	0.67	0.69	0.69	0.53	0.56	0.69	0.44	0.25
Hour	12:00	13:00	14:00	15:00	16:00	17:00	18:00	19:00	20:00	21:00	22:00	23:00
Scheduled Units	6	6	6	6	5	4	4	4	4	4	3	3
Scheduled QRVs	1	1	1	1	1	1	1	1	1	1	1	1



Total Calls: 466

Average Calls per day: 13

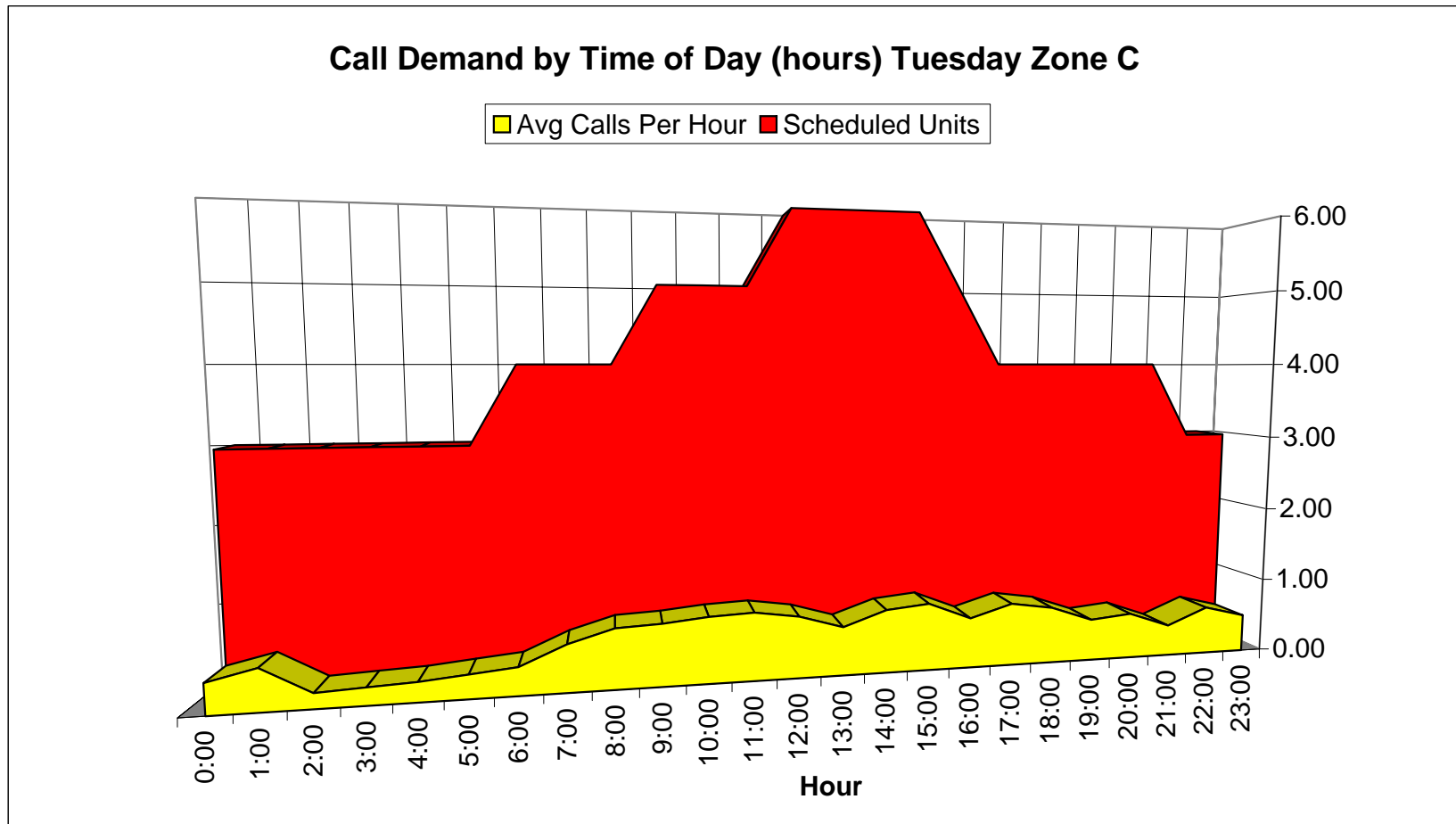
\* Source Data: Stockton Fire Dispatch for Medic Units M41,M42,M43,M96 January 1, 2005 - September 7, 2005

\*Calls are regarded as 911 calls received by Stockton 911 dispatch, and may not result in transport.

# Priority One Medical Transport Proposed Unit Staffing vs. Historical Call Demand Zone C

Calls in range	14	19	7	8	9	11	13	22	28	29	31	32
Avg Calls Per Hour	0.39	0.53	0.19	0.22	0.25	0.31	0.36	0.61	0.78	0.81	0.86	0.89
Hour	0:00	1:00	2:00	3:00	4:00	5:00	6:00	7:00	8:00	9:00	10:00	11:00
Scheduled Units	3	3	3	3	3	3	4	4	4	5	5	5
Scheduled QRVs	1	1	1	1	1	1	1	1	1	1	1	1

Calls in range	29	23	30	32	24	30	27	20	22	15	23	18
Avg Calls Per Hour	0.81	0.64	0.83	0.89	0.67	0.83	0.75	0.56	0.61	0.42	0.64	0.50
Hour	12:00	13:00	14:00	15:00	16:00	17:00	18:00	19:00	20:00	21:00	22:00	23:00
Scheduled Units	6	6	6	6	5	4	4	4	4	4	3	3
Scheduled QRVs	1	1	1	1	1	1	1	1	1	1	1	1



Total Calls: 516

Average Calls per day: 14

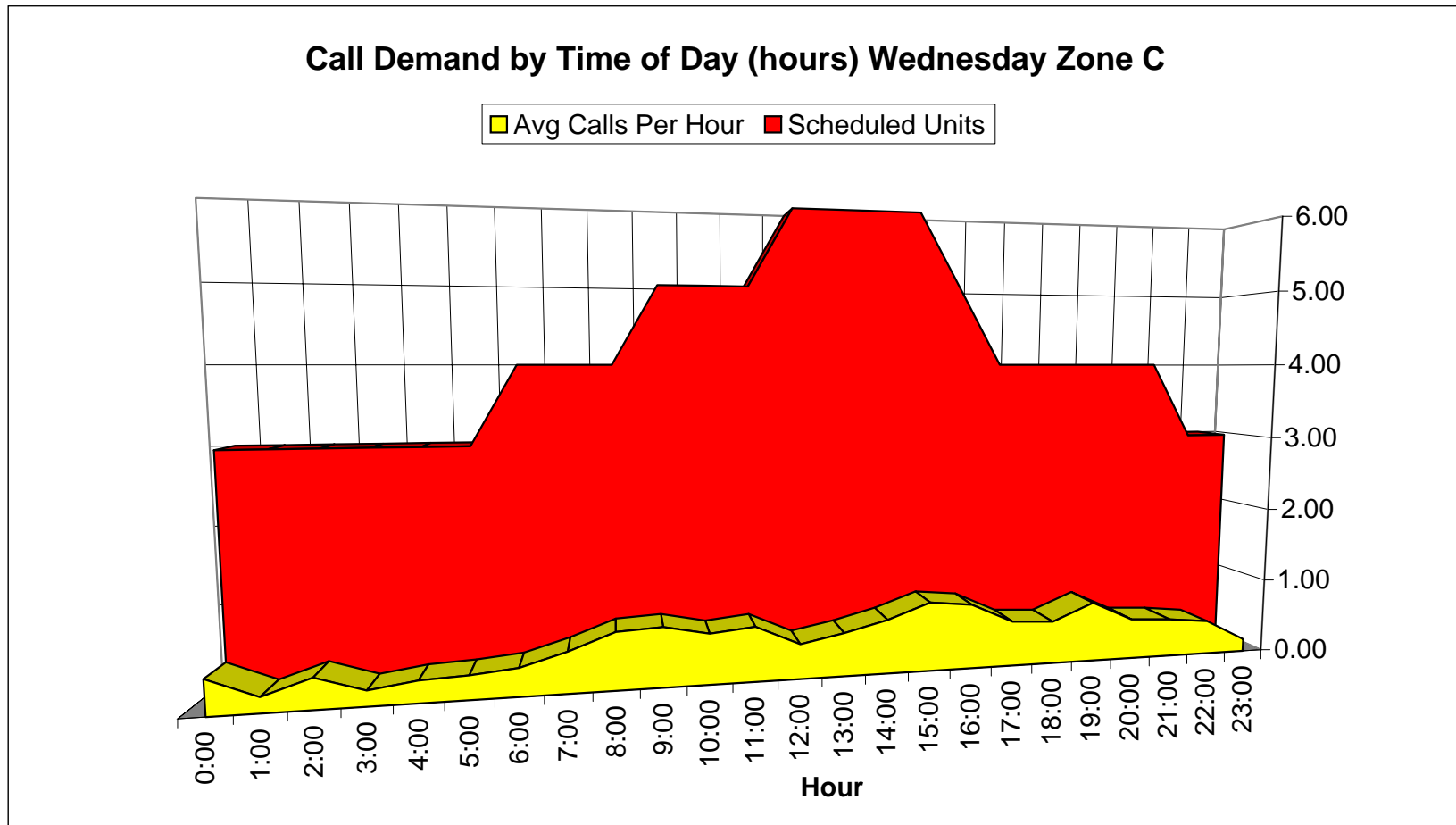
\* Source Data: Stockton Fire Dispatch for Medic Units M41,M42,M43,M96 January 1, 2005 - September 7, 2005

\*Calls are regarded as 911 calls received by Stockton 911 dispatch, and may not result in transport.

# Priority One Medical Transport Proposed Unit Staffing vs. Historical Call Demand Zone C

Calls in range	16	7	14	7	10	11	13	19	26	27	23	25
Avg Calls Per Hour	0.44	0.19	0.39	0.19	0.28	0.31	0.36	0.53	0.74	0.77	0.66	0.71
Hour	0:00	1:00	2:00	3:00	4:00	5:00	6:00	7:00	8:00	9:00	10:00	11:00
Scheduled Units	3	3	3	3	3	3	4	4	4	5	5	5
Scheduled QRVs	1	1	1	1	1	1	1	1	1	1	1	1

Calls in range	16	20	25	32	30	21	20	28	19	18	16	6
Avg Calls Per Hour	0.46	0.57	0.71	0.91	0.86	0.60	0.57	0.80	0.54	0.51	0.46	0.17
Hour	12:00	13:00	14:00	15:00	16:00	17:00	18:00	19:00	20:00	21:00	22:00	23:00
Scheduled Units	6	6	6	6	5	4	4	4	4	4	3	3
Scheduled QRVs	1	1	1	1	1	1	1	1	1	1	1	1



Total Calls: 449

Average Calls per day: 13

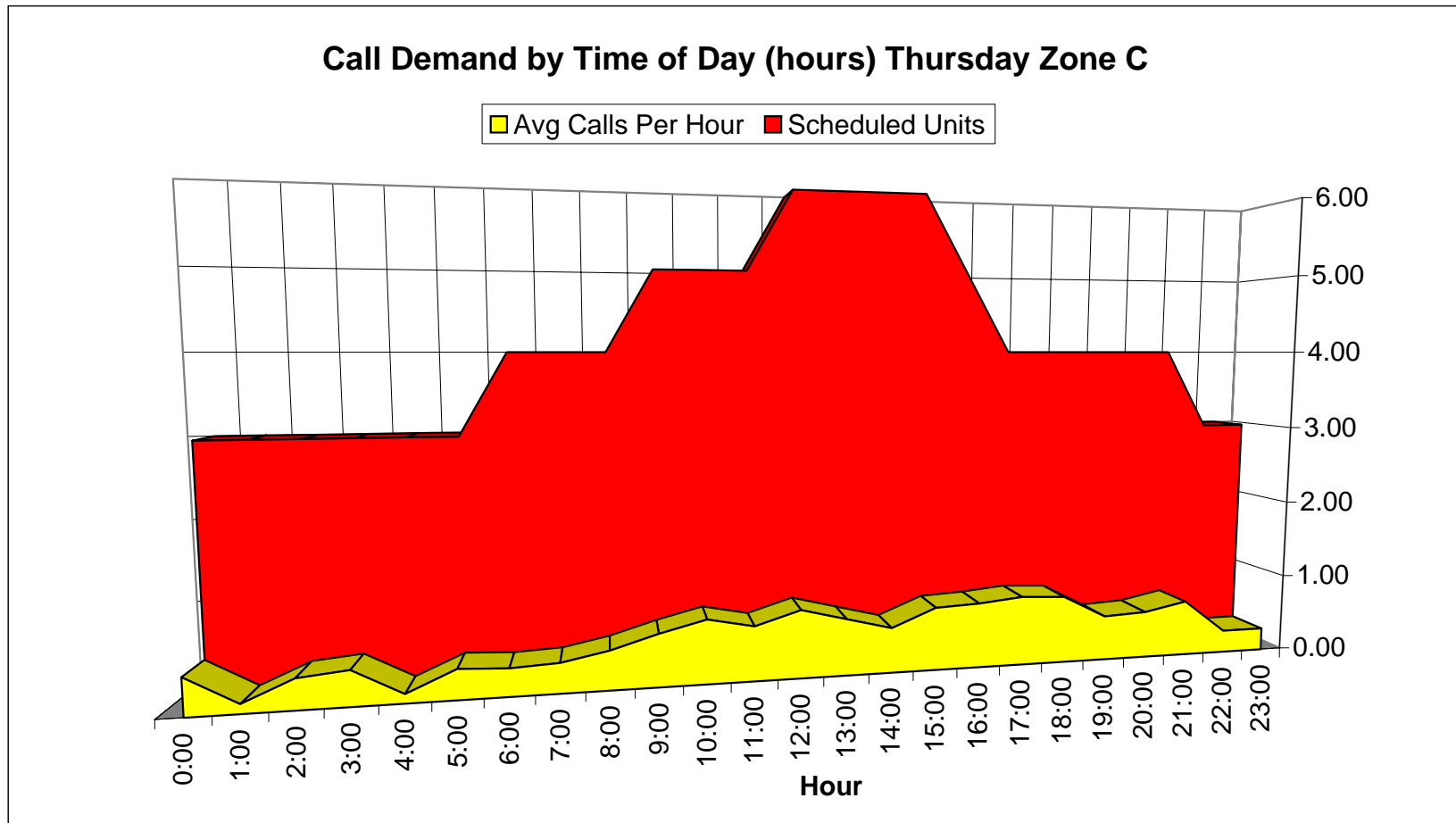
\* Source Data: Stockton Fire Dispatch for Medic Units M41,M42,M43,M96 January 1, 2005 - September 7, 2005

\*Calls are regarded as 911 calls received by Stockton 911 dispatch, and may not result in transport.

# Priority One Medical Transport Proposed Unit Staffing vs. Historical Call Demand Zone C

Calls in range	16	4	13	15	4	13	12	13	17	23	28	24
Avg Calls Per Hour	0.46	0.11	0.37	0.43	0.11	0.37	0.34	0.37	0.49	0.66	0.80	0.69
Hour	0:00	1:00	2:00	3:00	4:00	5:00	6:00	7:00	8:00	9:00	10:00	11:00
Scheduled Units	3	3	3	3	3	3	4	4	4	5	5	5
Scheduled QRVs	1	1	1	1	1	1	1	1	1	1	1	1

Calls in range	30	25	20	28	29	31	30	20	21	25	10	10
Avg Calls Per Hour	0.86	0.71	0.57	0.80	0.83	0.89	0.86	0.57	0.60	0.71	0.29	0.29
Hour	12:00	13:00	14:00	15:00	16:00	17:00	18:00	19:00	20:00	21:00	22:00	23:00
Scheduled Units	6	6	6	6	5	4	4	4	4	4	3	3
Scheduled QRVs	1	1	1	1	1	1	1	1	1	1	1	1



Total Calls: 461

Average Calls per day: 13

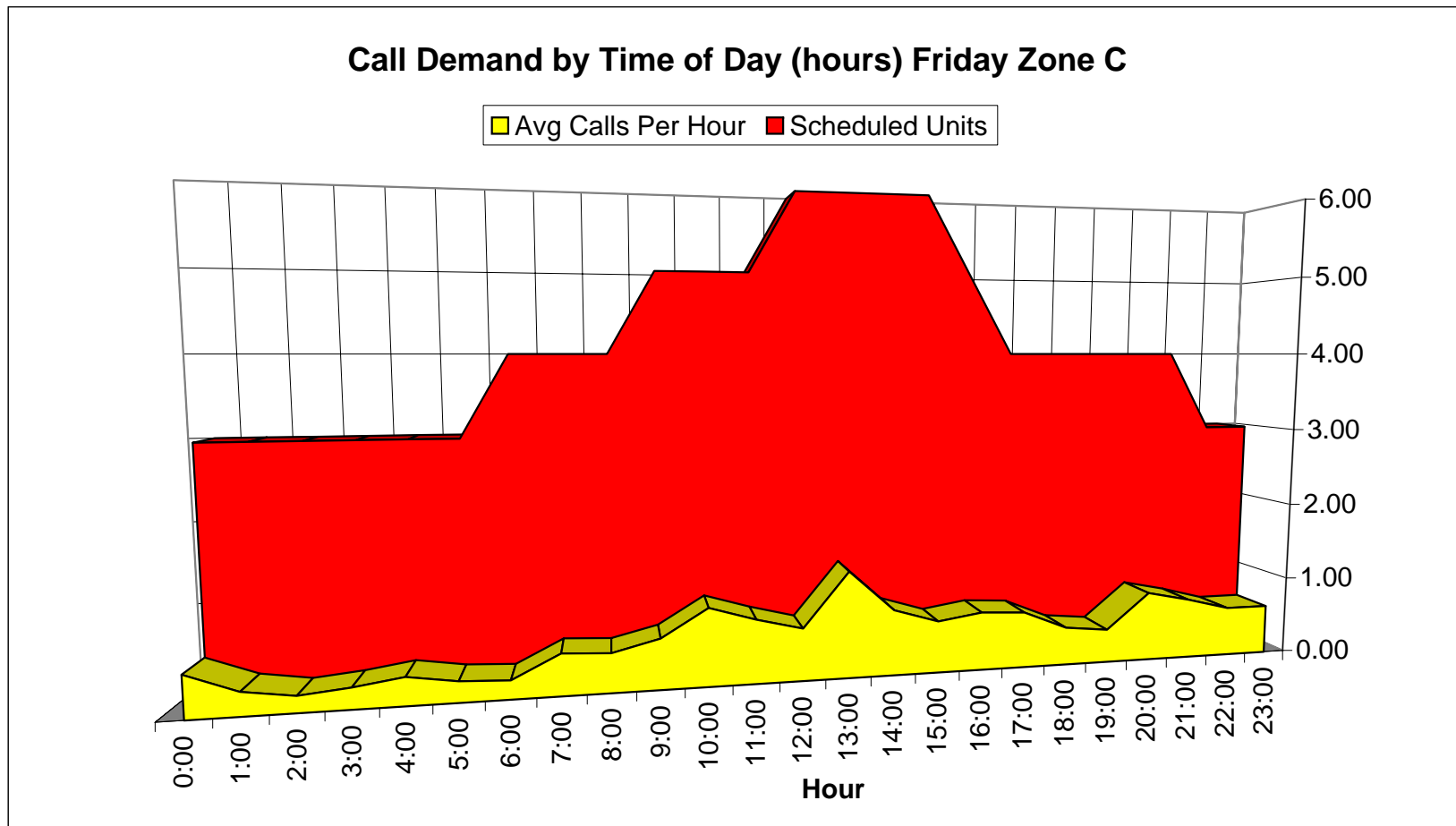
\* Source Data: Stockton Fire Dispatch for Medic Units M41,M42,M43,M96 January 1, 2005 - September 7, 2005

\*Calls are regarded as 911 calls received by Stockton 911 dispatch, and may not result in transport.

## Priority One Medical Transport Proposed Unit Staffing vs. Historical Call Demand Zone C

Calls in range	18	10	7	9	12	9	8	18	17	22	34	28
Avg Calls Per Hour	0.51	0.29	0.20	0.26	0.34	0.26	0.23	0.51	0.49	0.63	0.97	0.80
Hour	0:00	1:00	2:00	3:00	4:00	5:00	6:00	7:00	8:00	9:00	10:00	11:00
Scheduled Units	3	3	3	3	3	3	4	4	4	5	5	5
Scheduled QRVs	1	1	1	1	1	1	1	1	1	1	1	1

Calls in range	23	47	29	23	26	25	17	15	31	27	22	22
Avg Calls Per Hour	0.66	1.34	0.83	0.66	0.74	0.71	0.49	0.43	0.89	0.77	0.63	0.63
Hour	12:00	13:00	14:00	15:00	16:00	17:00	18:00	19:00	20:00	21:00	22:00	23:00
Scheduled Units	6	6	6	6	5	4	4	4	4	4	3	3
Scheduled QRVs	1	1	1	1	1	1	1	1	1	1	1	1



**Total Calls: 499**

**Average Calls per day: 14**

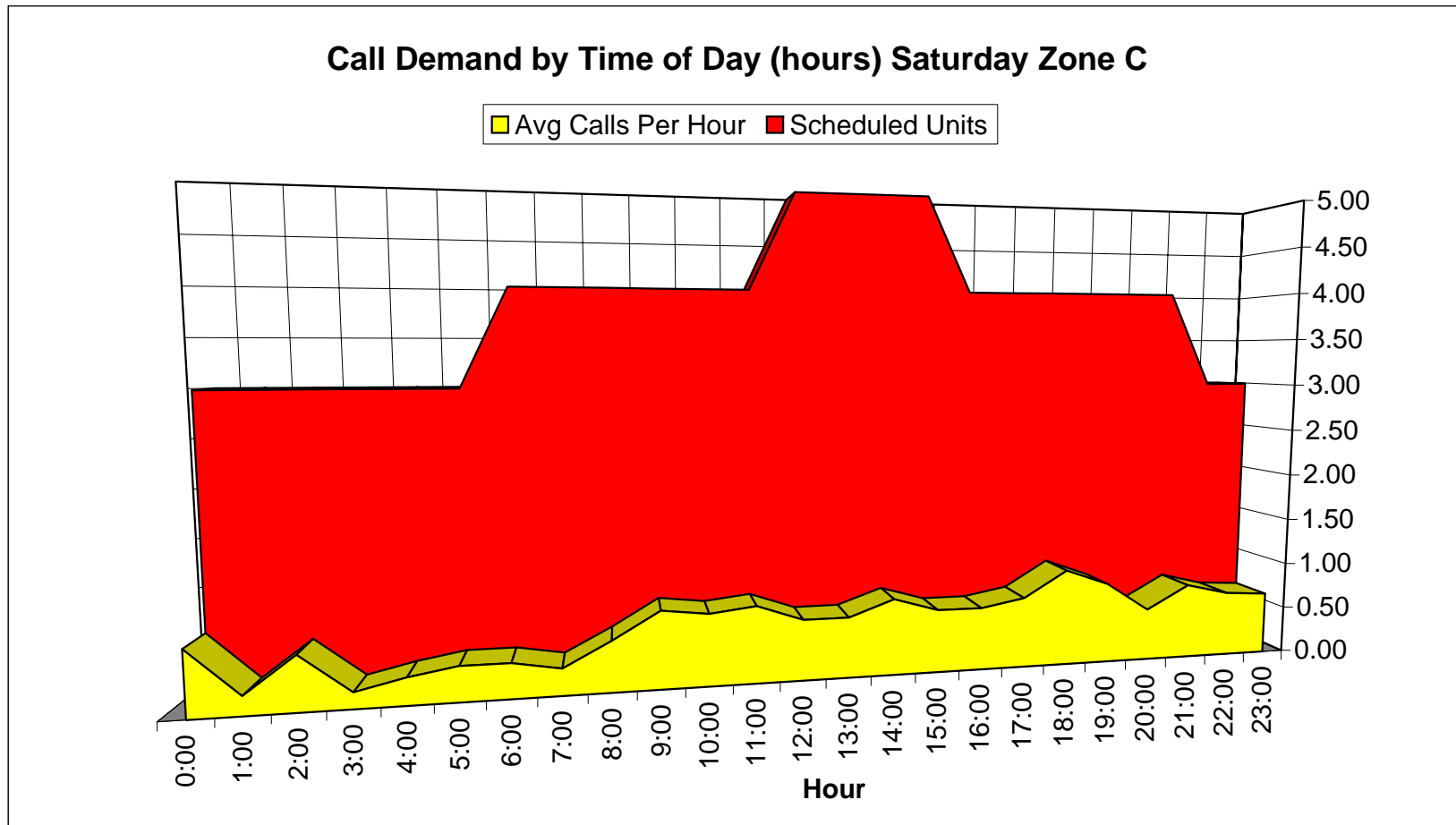
\* Source Data: Stockton Fire Dispatch for Medic Units M41,M42,M43,M96 January 1, 2005 - September 7, 2005

\*Calls are regarded as 911 calls received by Stockton 911 dispatch, and may not result in transport.

## Priority One Medical Transport Proposed Unit Staffing vs. Historical Call Demand Zone C

Calls in range	24	7	20	6	10	13	13	10	19	29	27	29
Avg Calls Per Hour	0.67	0.19	0.56	0.17	0.28	0.36	0.36	0.28	0.53	0.81	0.75	0.81
Hour	0:00	1:00	2:00	3:00	4:00	5:00	6:00	7:00	8:00	9:00	10:00	11:00
Scheduled Units	3	3	3	3	3	3	4	4	4	4	4	4
Scheduled QRVs	1	1	1	1	1	1	1	1	1	1	1	1

Calls in range	23	23	29	24	24	27	37	31	20	29	25	24
Avg Calls Per Hour	0.64	0.64	0.81	0.67	0.67	0.75	1.03	0.86	0.56	0.81	0.69	0.67
Hour	12:00	13:00	14:00	15:00	16:00	17:00	18:00	19:00	20:00	21:00	22:00	23:00
Scheduled Units	5	5	5	5	4	4	4	4	4	4	3	3
Scheduled QRVs	1	1	1	1	1	1	1	1	1	1	1	1



Total Calls: 523

Average Calls per day: 15

\* Source Data: Stockton Fire Dispatch for Medic Units M41,M42,M43,M96 January 1, 2005 - September 7, 2005

\*Calls are regarded as 911 calls received by Stockton 911 dispatch, and may not result in transport.