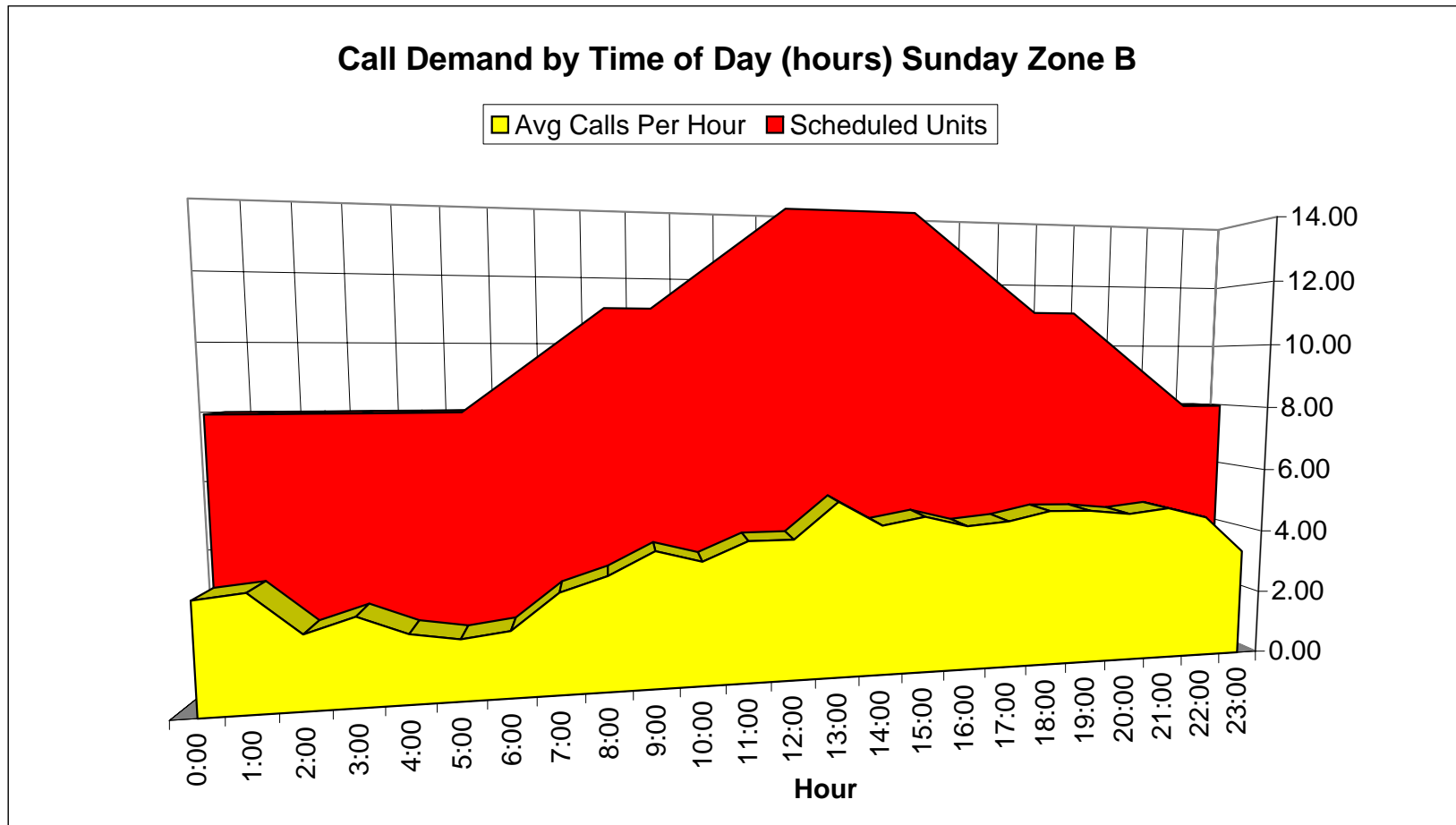


Priority One Medical Transport Proposed Unit Staffing vs. Historical Call Demand Zone B

Calls in range	115	120	77	92	72	64	70	107	122	146	133	153
Avg Calls Per Hour	3.19	3.33	2.14	2.56	2.00	1.78	1.94	2.97	3.39	4.06	3.69	4.25
Hour	0:00	1:00	2:00	3:00	4:00	5:00	6:00	7:00	8:00	9:00	10:00	11:00
Scheduled Units	8	8	8	8	8	8	9	10	11	11	12	13
Scheduled QRVs	3	3	3	3	3	3	3	3	3	3	3	3

Calls in range	153	192	165	173	161	165	175	174	169	174	162	121
Avg Calls Per Hour	4.25	5.33	4.58	4.81	4.47	4.58	4.86	4.83	4.69	4.83	4.50	3.36
Hour	12:00	13:00	14:00	15:00	16:00	17:00	18:00	19:00	20:00	21:00	22:00	23:00
Scheduled Units	14	14	14	14	13	12	11	11	10	9	8	8
Scheduled QRVs	3	3	3	3	3	3	3	3	3	3	3	3



Total Calls: 3255

Average Calls per day: 90

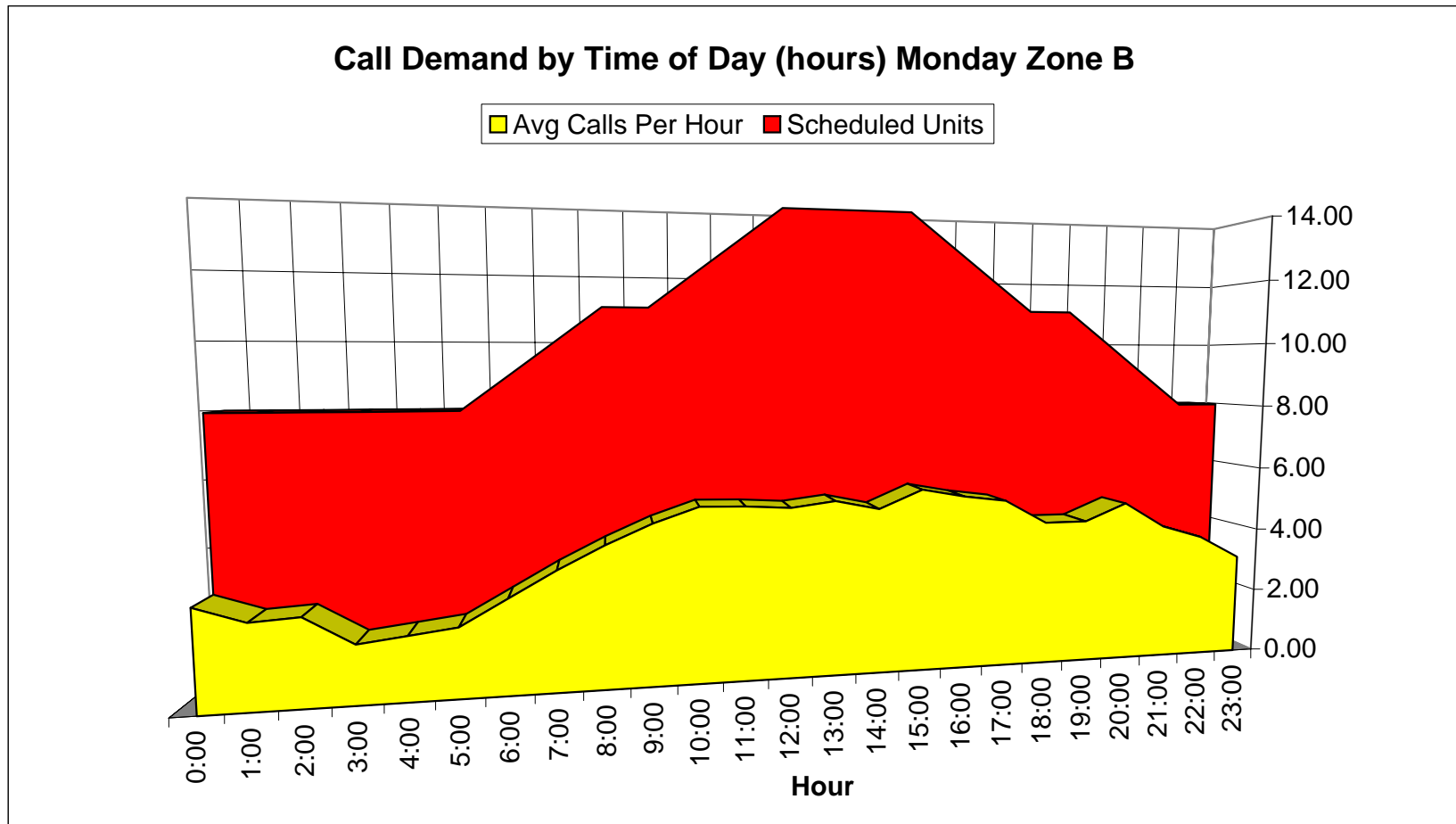
* Source Data: Stockton Fire Dispatch for Units M3,M7,M9,M10,M11,M12,M20,M23,M72,M73,M74,M76,M91,M100,M101,M102,M103,M114 01-01-2005 to 09-07-2005

*Calls are regarded as 911 calls received by Stockton 911 dispatch, and may not result in transport.

Priority One Medical Transport Proposed Unit Staffing vs. Historical Call Demand Zone B

Calls in range	106	89	92	62	68	74	101	128	152	173	189	188
Avg Calls Per Hour	2.94	2.47	2.56	1.72	1.89	2.06	2.81	3.56	4.22	4.81	5.25	5.22
Hour	0:00	1:00	2:00	3:00	4:00	5:00	6:00	7:00	8:00	9:00	10:00	11:00
Scheduled Units	8	8	8	8	8	8	9	10	11	11	12	13
Scheduled QRVs	3	3	3	3	3	3	3	3	3	3	3	3

Calls in range	185	191	181	201	192	186	160	160	179	151	137	112
Avg Calls Per Hour	5.14	5.31	5.03	5.58	5.33	5.17	4.44	4.44	4.97	4.19	3.81	3.11
Hour	12:00	13:00	14:00	15:00	16:00	17:00	18:00	19:00	20:00	21:00	22:00	23:00
Scheduled Units	14	14	14	14	13	12	11	11	10	9	8	8
Scheduled QRVs	3	3	3	3	3	3	3	3	3	3	3	3



Total Calls: 3457

Average Calls per day: 96

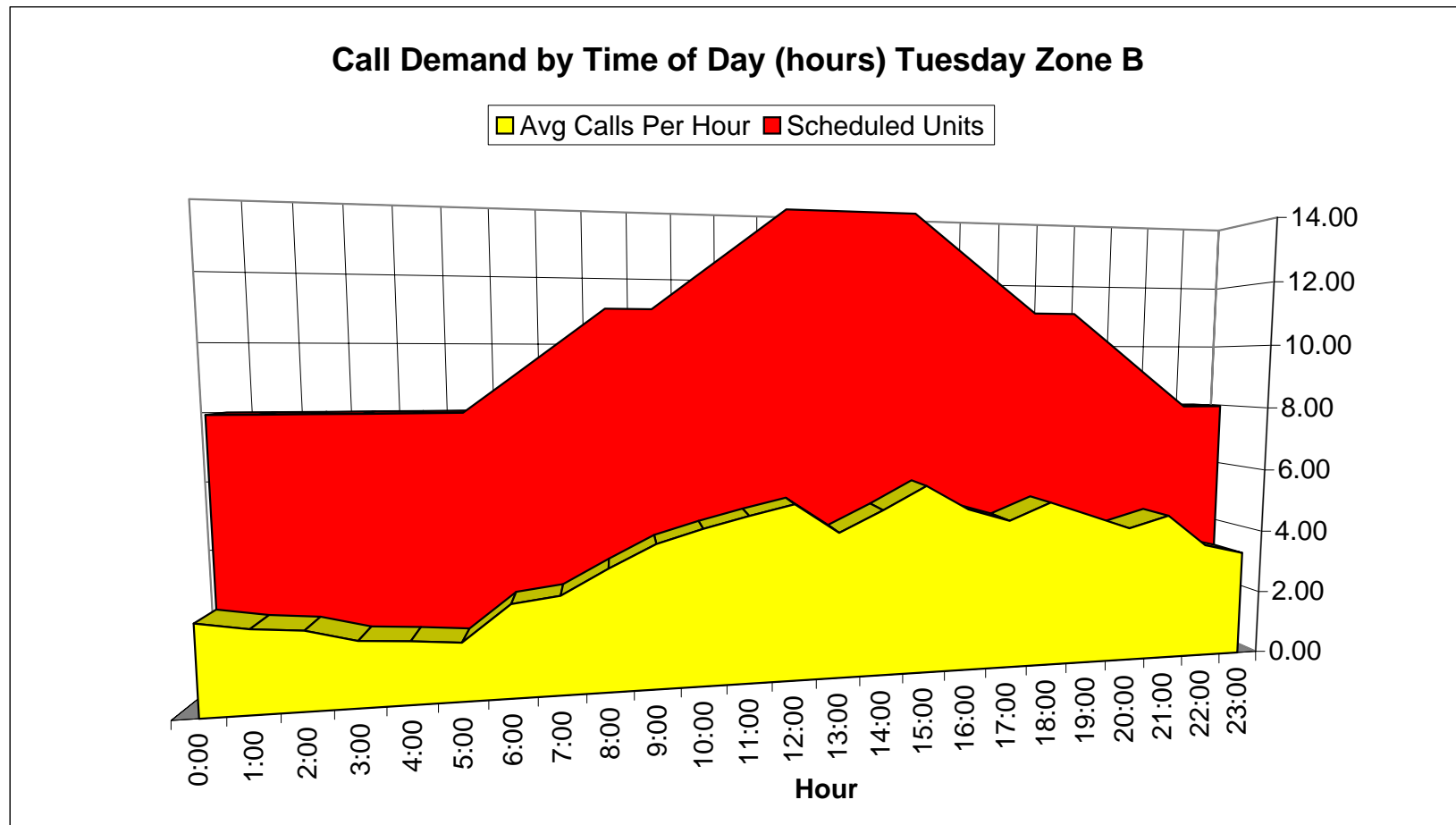
* Source Data: Stockton Fire Dispatch for Units M3,M7,M9,M10,M11,M12,M20,M23,M72,M73,M74,M76,M91,M100,M101,M102,M103,M114 01-01-2005 to 09-07-2005

*Calls are regarded as 911 calls received by Stockton 911 dispatch, and may not result in transport.

Priority One Medical Transport Proposed Unit Staffing vs. Historical Call Demand Zone B

Calls in range	93	85	81	68	65	61	98	104	130	154	168	180
Avg Calls Per Hour	2.58	2.36	2.25	1.89	1.81	1.69	2.72	2.89	3.61	4.28	4.67	5.00
Hour	0:00	1:00	2:00	3:00	4:00	5:00	6:00	7:00	8:00	9:00	10:00	11:00
Scheduled Units	8	8	8	8	8	8	9	10	11	11	12	13
Scheduled QRVs	3	3	3	3	3	3	3	3	3	3	3	3

Calls in range	191	159	182	207	180	166	185	169	153	166	130	119
Avg Calls Per Hour	5.31	4.42	5.06	5.75	5.00	4.61	5.14	4.69	4.25	4.61	3.61	3.31
Hour	12:00	13:00	14:00	15:00	16:00	17:00	18:00	19:00	20:00	21:00	22:00	23:00
Scheduled Units	14	14	14	14	13	12	11	11	10	9	8	8
Scheduled QRVs	3	3	3	3	3	3	3	3	3	3	3	3



Total Calls: 3294

Average Calls per day: 92

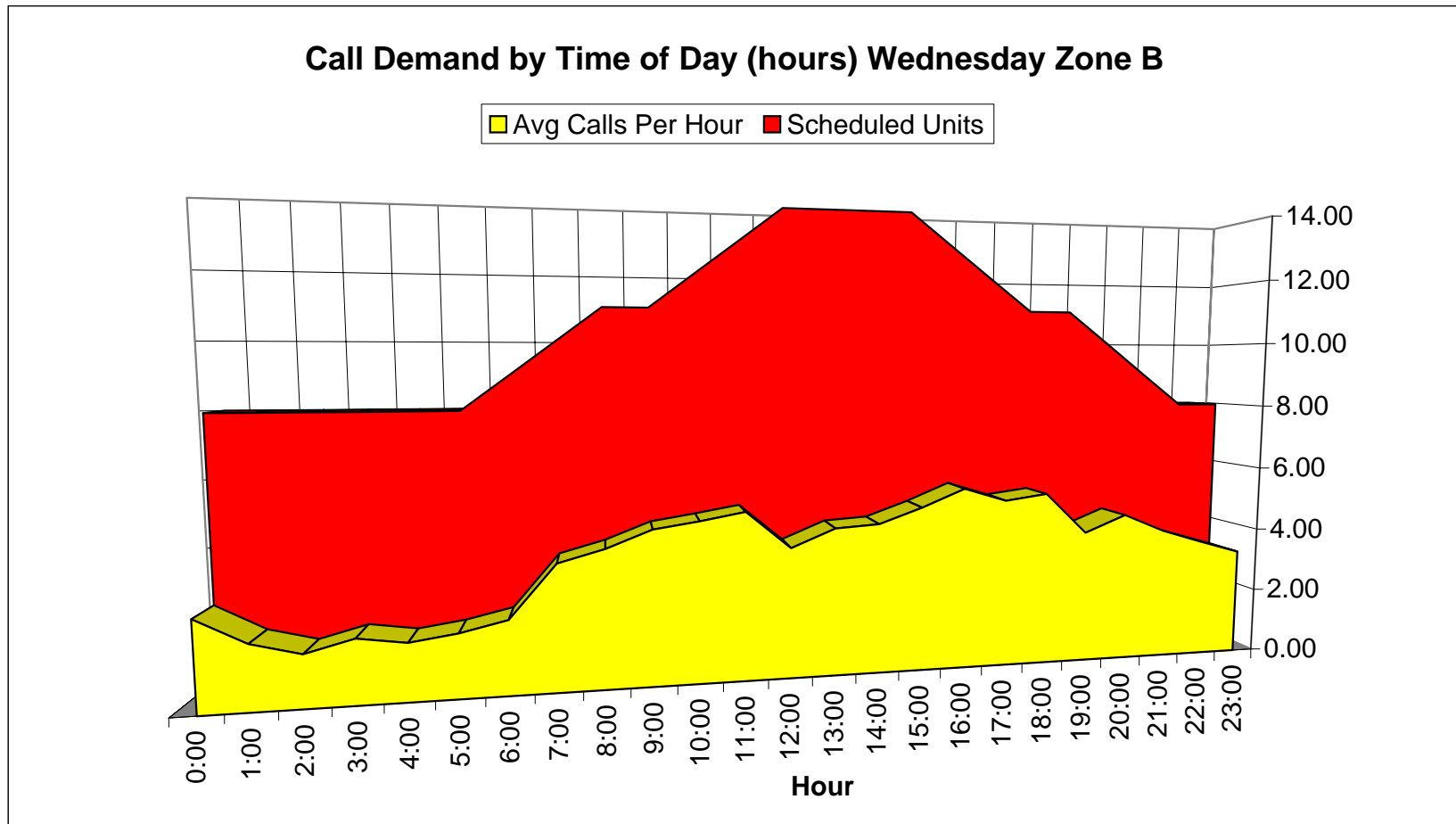
* Source Data: Stockton Fire Dispatch for Units M3,M7,M9,M10,M11,M12,M20,M23,M72,M73,M74,M76,M91,M100,M101,M102,M103,M114 01-01-2005 to 09-07-2005

*Calls are regarded as 911 calls received by Stockton 911 dispatch, and may not result in transport.

Priority One Medical Transport Proposed Unit Staffing vs. Historical Call Demand Zone B

Calls in range	95	68	55	68	61	68	79	135	144	162	169	177
Avg Calls Per Hour	2.64	1.89	1.53	1.89	1.69	1.89	2.19	3.75	4.11	4.63	4.83	5.06
Hour	0:00	1:00	2:00	3:00	4:00	5:00	6:00	7:00	8:00	9:00	10:00	11:00
Scheduled Units	8	8	8	8	8	8	9	10	11	11	12	13
Scheduled QRVs	3	3	3	3	3	3	3	3	3	3	3	3

Calls in range	138	157	160	176	195	181	187	143	161	142	128	115
Avg Calls Per Hour	3.94	4.49	4.57	5.03	5.57	5.17	5.34	4.09	4.60	4.06	3.66	3.29
Hour	12:00	13:00	14:00	15:00	16:00	17:00	18:00	19:00	20:00	21:00	22:00	23:00
Scheduled Units	14	14	14	14	13	12	11	11	10	9	8	8
Scheduled QRVs	3	3	3	3	3	3	3	3	3	3	3	3



Total Calls: 3164

Average Calls per day: 90

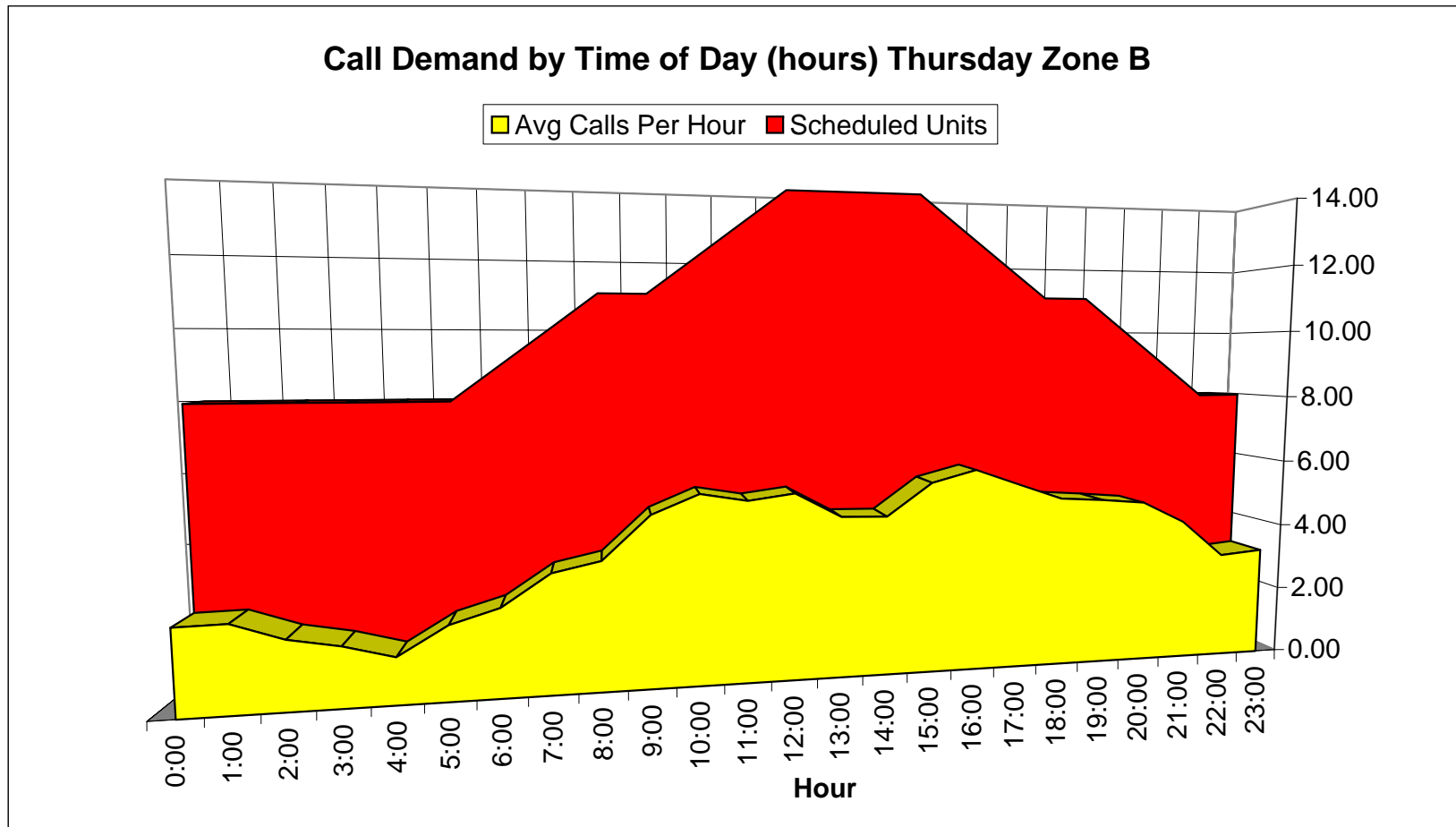
* Source Data: Stockton Fire Dispatch for Units M3,M7,M9,M10,M11,M12,M20,M23,M72,M73,M74,M76,M91,M100,M101,M102,M103,M114 01-01-2005 to 09-07-2005

*Calls are regarded as 911 calls received by Stockton 911 dispatch, and may not result in transport.

Priority One Medical Transport Proposed Unit Staffing vs. Historical Call Demand Zone B

Calls in range	84	85	68	59	46	74	88	119	129	172	191	183
Avg Calls Per Hour	2.40	2.43	1.94	1.69	1.31	2.11	2.51	3.40	3.69	4.91	5.46	5.23
Hour	0:00	1:00	2:00	3:00	4:00	5:00	6:00	7:00	8:00	9:00	10:00	11:00
Scheduled Units	8	8	8	8	8	8	9	10	11	11	12	13
Scheduled QRVs	3	3	3	3	3	3	3	3	3	3	3	3

Calls in range	189	164	163	196	208	192	176	173	169	147	109	113
Avg Calls Per Hour	5.40	4.69	4.66	5.60	5.94	5.49	5.03	4.94	4.83	4.20	3.11	3.23
Hour	12:00	13:00	14:00	15:00	16:00	17:00	18:00	19:00	20:00	21:00	22:00	23:00
Scheduled Units	14	14	14	14	13	12	11	11	10	9	8	8
Scheduled QRVs	3	3	3	3	3	3	3	3	3	3	3	3



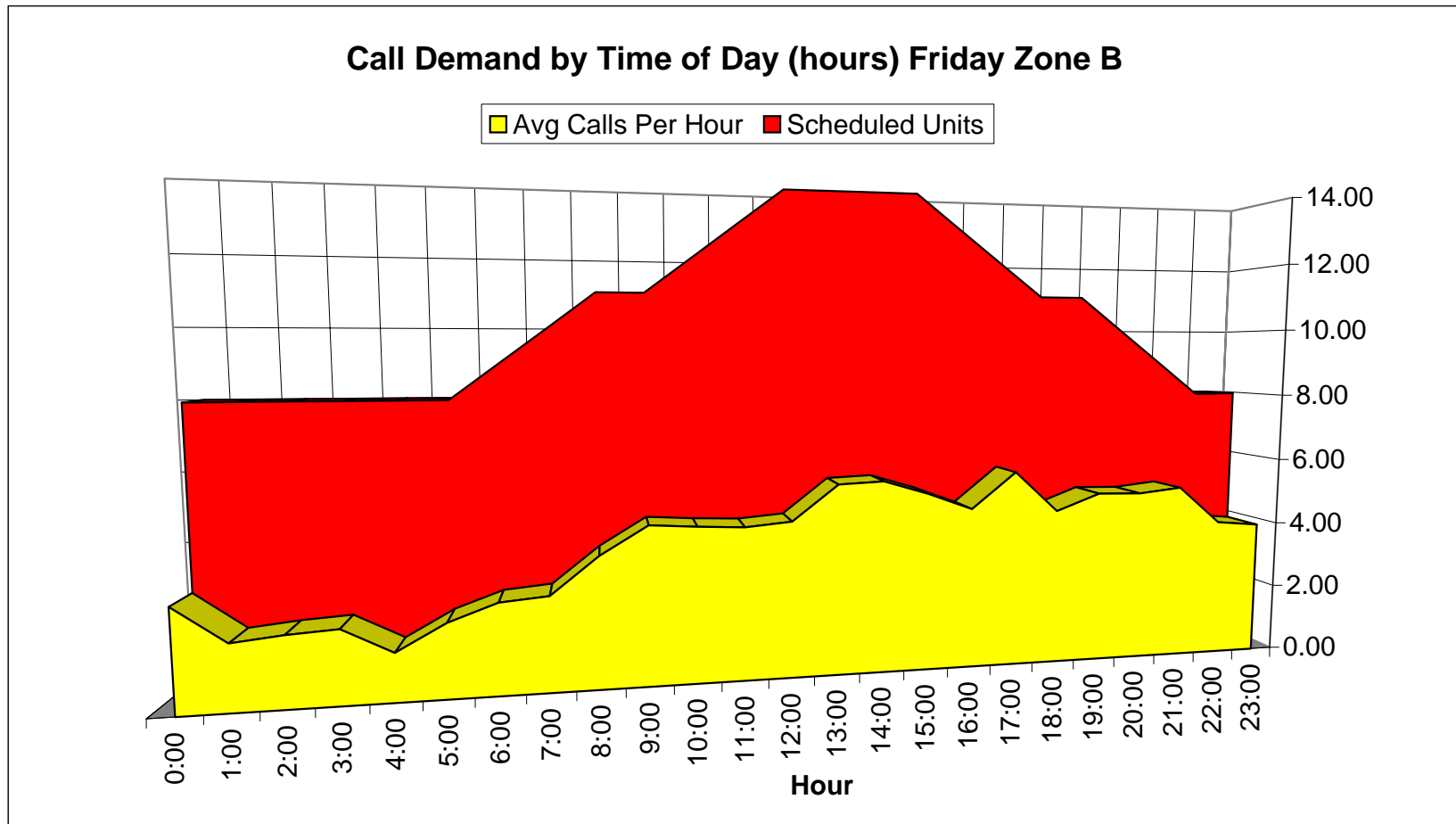
* Source Data: Stockton Fire Dispatch for Units M3,M7,M9,M10,M11,M12,M20,M23,M72,M73,M74,M76,M91,M100,M101,M102,M103,M114 01-01-2005 to 09-07-2005

*Calls are regarded as 911 calls received by Stockton 911 dispatch, and may not result in transport.

Priority One Medical Transport Proposed Unit Staffing vs. Historical Call Demand Zone B

Calls in range	101	65	70	73	48	74	91	95	132	160	157	155
Avg Calls Per Hour	2.89	1.86	2.00	2.09	1.37	2.11	2.60	2.71	3.77	4.57	4.49	4.43
Hour	0:00	1:00	2:00	3:00	4:00	5:00	6:00	7:00	8:00	9:00	10:00	11:00
Scheduled Units	8	8	8	8	8	8	9	10	11	11	12	13
Scheduled QRVs	3	3	3	3	3	3	3	3	3	3	3	3

Calls in range	159	195	197	183	166	203	161	178	177	182	143	139
Avg Calls Per Hour	4.54	5.57	5.63	5.23	4.74	5.80	4.60	5.09	5.06	5.20	4.09	3.97
Hour	12:00	13:00	14:00	15:00	16:00	17:00	18:00	19:00	20:00	21:00	22:00	23:00
Scheduled Units	14	14	14	14	13	12	11	11	10	9	8	8
Scheduled QRVs	3	3	3	3	3	3	3	3	3	3	3	3



Total Calls: 3304

Average Calls per day: 94

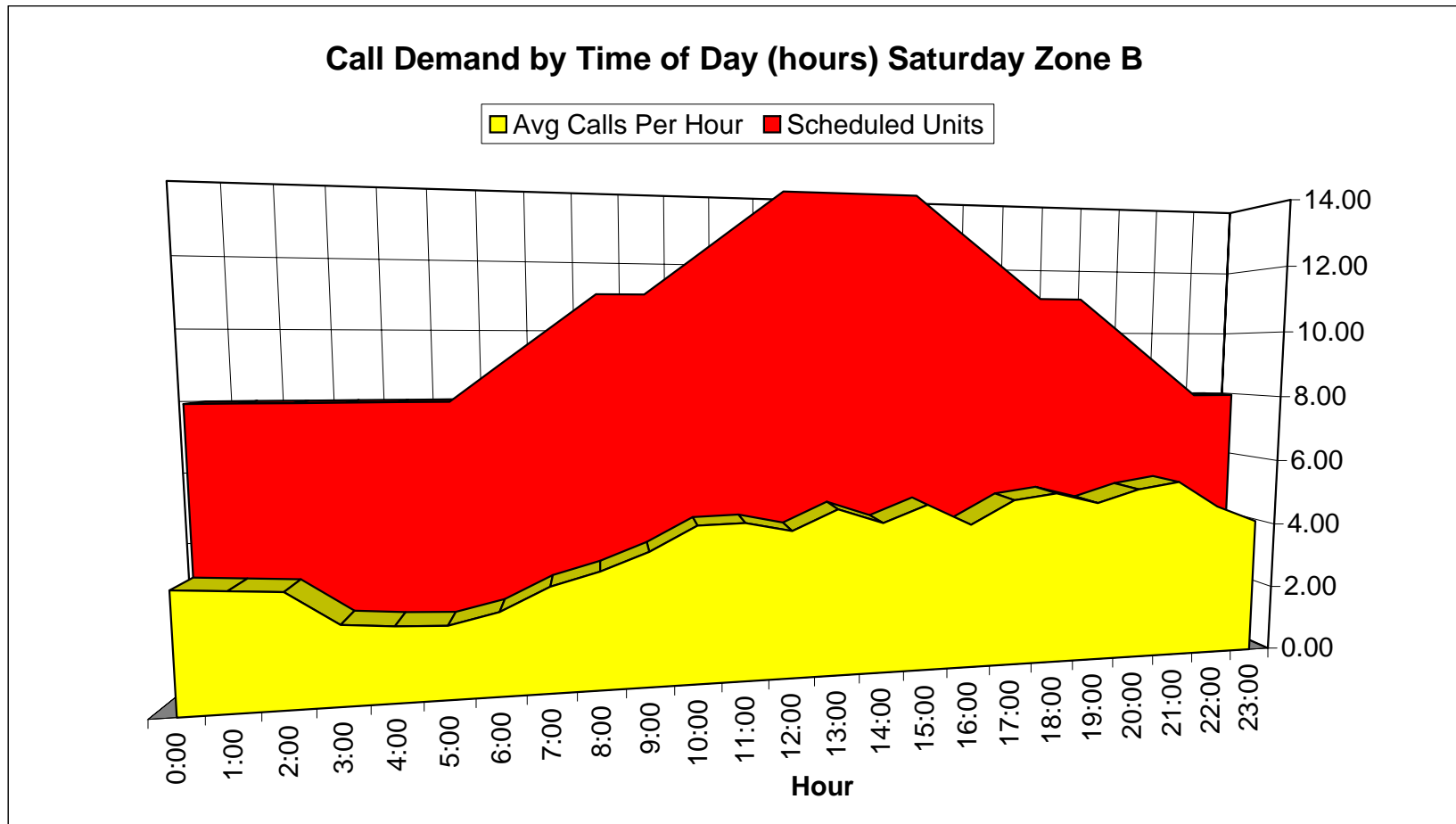
* Source Data: Stockton Fire Dispatch for Units M3,M7,M9,M10,M11,M12,M20,M23,M72,M73,M74,M76,M91,M100,M101,M102,M103,M114 01-01-2005 to 09-07-2005

*Calls are regarded as 911 calls received by Stockton 911 dispatch, and may not result in transport.

Priority One Medical Transport Proposed Unit Staffing vs. Historical Call Demand Zone B

Calls in range	120	117	114	80	76	74	85	108	121	139	164	165
Avg Calls Per Hour	3.33	3.25	3.17	2.22	2.11	2.06	2.36	3.00	3.36	3.86	4.56	4.58
Hour	0:00	1:00	2:00	3:00	4:00	5:00	6:00	7:00	8:00	9:00	10:00	11:00
Scheduled Units	8	8	8	8	8	8	9	10	11	11	12	13
Scheduled QRVs	3	3	3	3	3	3	3	3	3	3	3	3

Calls in range	155	176	160	178	155	180	186	174	188	195	166	148
Avg Calls Per Hour	4.31	4.89	4.44	4.94	4.31	5.00	5.17	4.83	5.22	5.42	4.61	4.11
Hour	12:00	13:00	14:00	15:00	16:00	17:00	18:00	19:00	20:00	21:00	22:00	23:00
Scheduled Units	14	14	14	14	13	12	11	11	10	9	8	8
Scheduled QRVs	3	3	3	3	3	3	3	3	3	3	3	3



Total Calls: 3424

Average Calls per day: 95

* Source Data: Stockton Fire Dispatch for Units M3,M7,M9,M10,M11,M12,M20,M23,M72,M73,M74,M76,M91,M100,M101,M102,M103,M114 01-01-2005 to 09-07-2005

*Calls are regarded as 911 calls received by Stockton 911 dispatch, and may not result in transport.