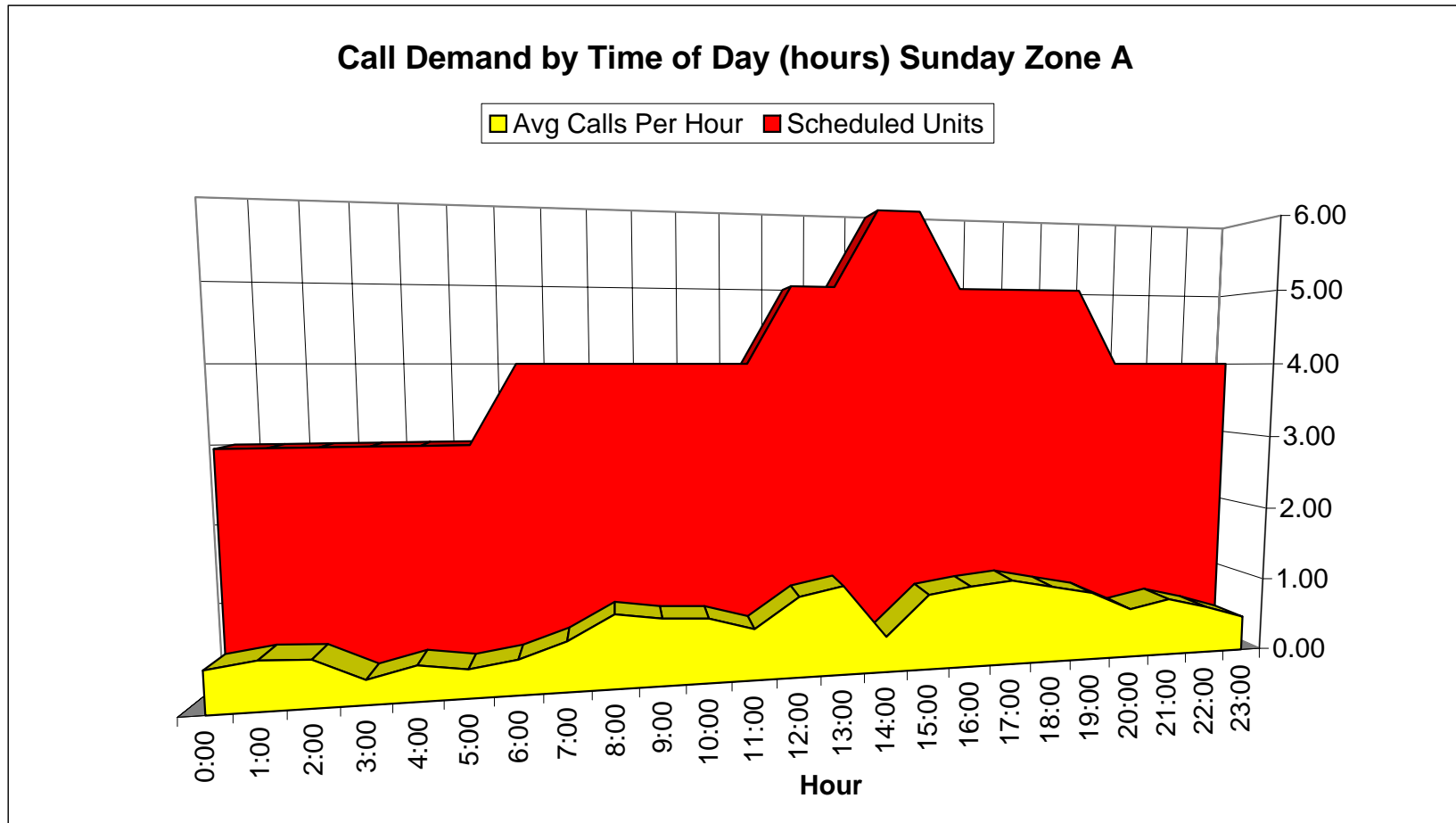


Priority One Medical Transport Proposed Unit Staffing vs. Historical Call Demand Zone A

Calls in range	19	22	21	11	16	13	16	23	34	31	30	24
Avg Calls Per Hour	0.53	0.61	0.58	0.31	0.44	0.36	0.44	0.64	0.94	0.86	0.83	0.67
Hour	0:00	1:00	2:00	3:00	4:00	5:00	6:00	7:00	8:00	9:00	10:00	11:00
Scheduled Units	3	3	3	3	3	3	4	4	4	4	4	4
Scheduled QRVs	1	1	1	1	1	1	1	1	1	1	1	1

Calls in range	38	42	17	36	39	41	37	33	24	28	23	17
Avg Calls Per Hour	1.06	1.17	0.47	1.00	1.08	1.14	1.03	0.92	0.67	0.78	0.64	0.47
Hour	12:00	13:00	14:00	15:00	16:00	17:00	18:00	19:00	20:00	21:00	22:00	23:00
Scheduled Units	5	5	6	6	5	5	5	5	4	4	4	4
Scheduled QRVs	1	1	1	1	1	1	1	1	1	1	1	1



Total Calls: 635 Average Calls per day: 18

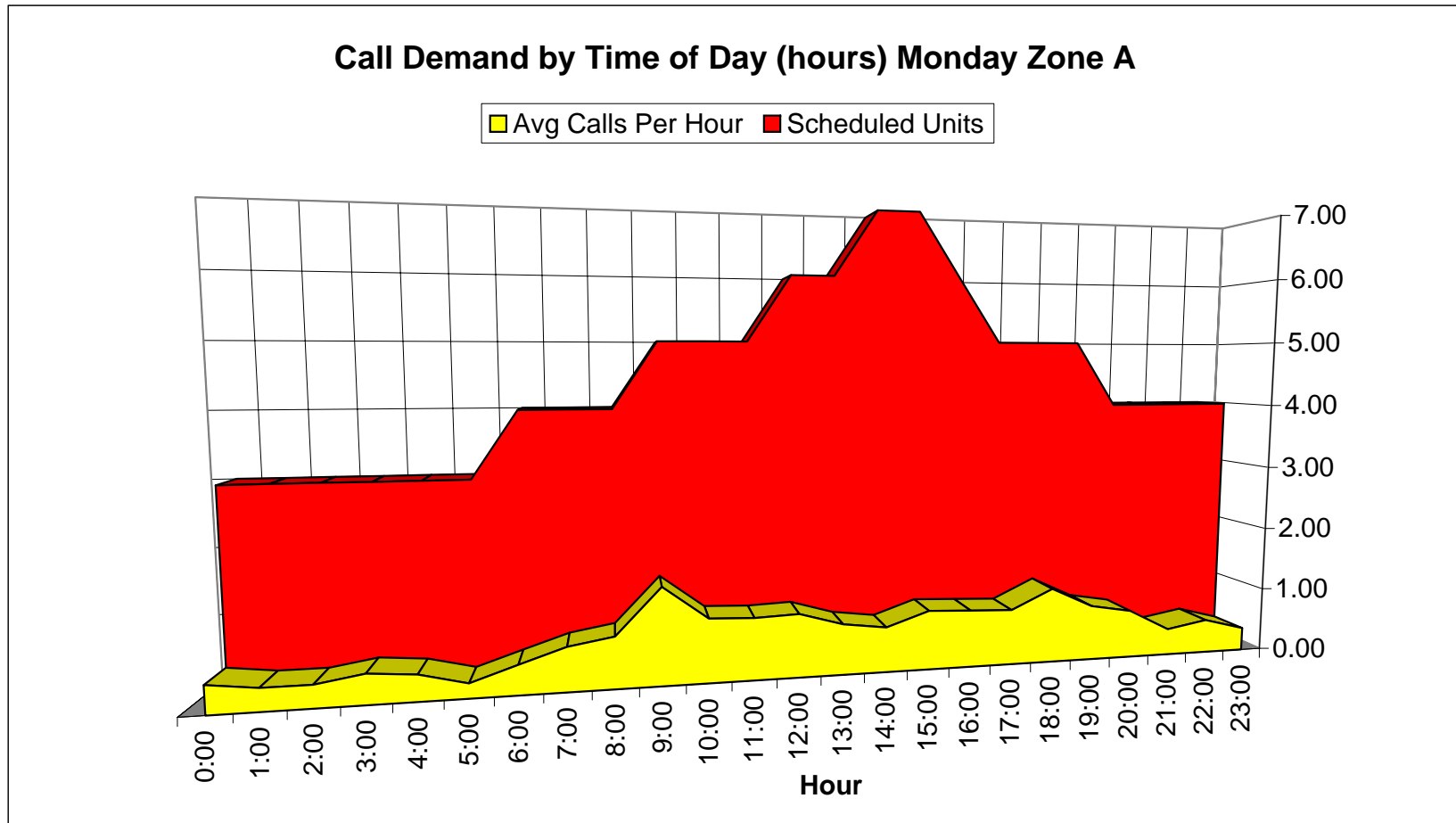
* Source Data: Stockton Fire Dispatch for Medic Units M25,M26,M27,M28,M104 01-01-2005 to 09-07-2005

*Calls are regarded as 911 calls received by Stockton 911 dispatch, and may not result in transport.

Priority One Medical Transport Proposed Unit Staffing vs. Historical Call Demand Zone A

Calls in range	15	12	12	16	14	8	16	24	28	53	35	34
Avg Calls Per Hour	0.42	0.33	0.33	0.44	0.39	0.22	0.44	0.67	0.78	1.47	0.97	0.94
Hour	0:00	1:00	2:00	3:00	4:00	5:00	6:00	7:00	8:00	9:00	10:00	11:00
Scheduled Units	3	3	3	3	3	3	4	4	4	5	5	5
Scheduled QRVs	1	1	1	1	1	1	1	1	1	1	1	1

Calls in range	35	28	25	33	32	31	42	31	27	15	19	13
Avg Calls Per Hour	0.97	0.78	0.69	0.92	0.89	0.86	1.17	0.86	0.75	0.42	0.53	0.36
Hour	12:00	13:00	14:00	15:00	16:00	17:00	18:00	19:00	20:00	21:00	22:00	23:00
Scheduled Units	6	6	7	7	6	5	5	5	4	4	4	4
Scheduled QRVs	1	1	1	1	1	1	1	1	1	1	1	1



Total Calls: 598 Average Calls per day: 17

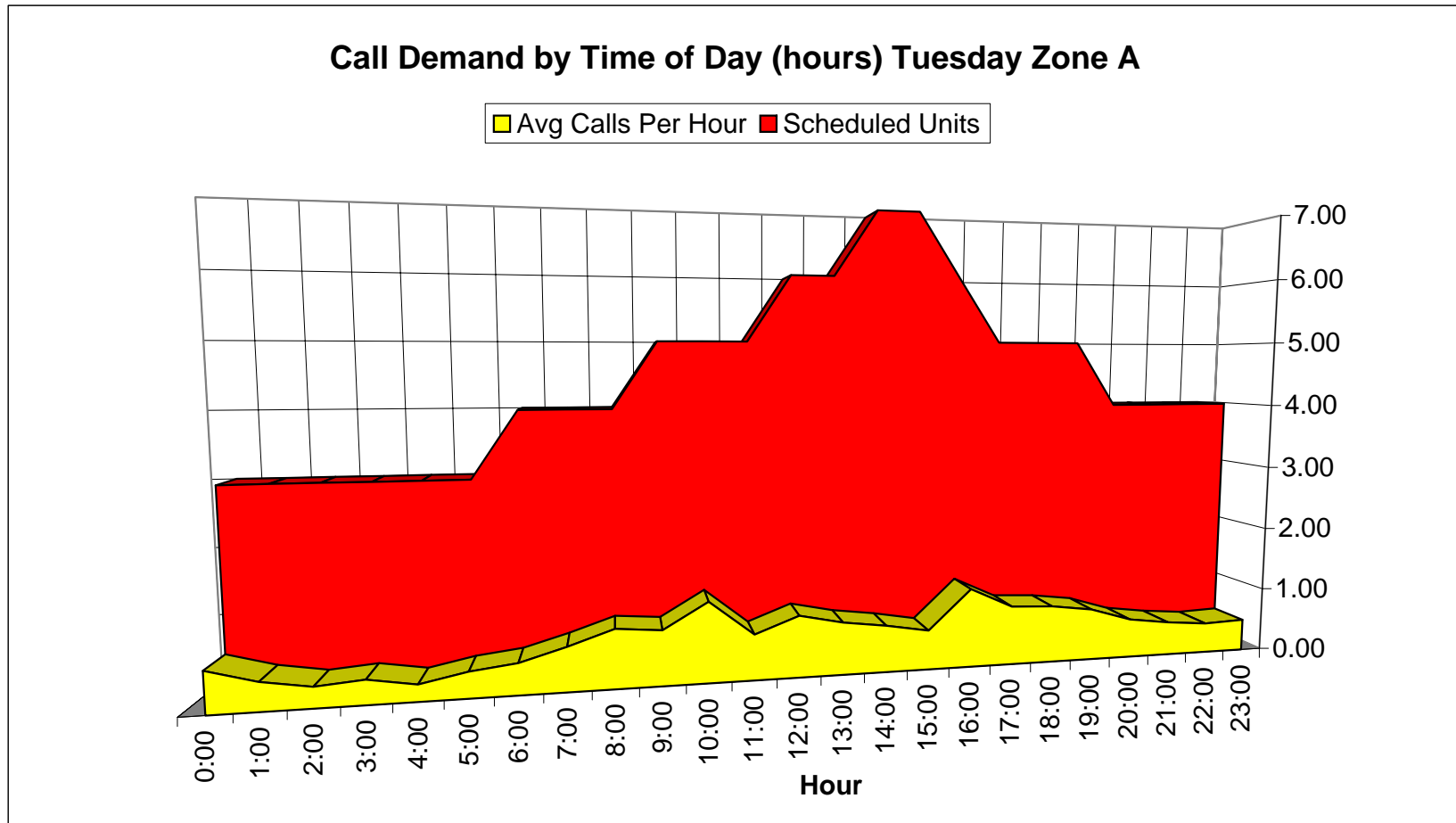
* Source Data: Stockton Fire Dispatch for Medic Units M25,M26,M27,M28,M104 01-01-2005 to 09-07-2005

*Calls are regarded as 911 calls received by Stockton 911 dispatch, and may not result in transport.

Priority One Medical Transport Proposed Unit Staffing vs. Historical Call Demand Zone A

Calls in range	22	15	11	13	9	14	17	24	32	30	44	25
Avg Calls Per Hour	0.61	0.42	0.31	0.36	0.25	0.39	0.47	0.67	0.89	0.83	1.22	0.69
Hour	0:00	1:00	2:00	3:00	4:00	5:00	6:00	7:00	8:00	9:00	10:00	11:00
Scheduled Units	3	3	3	3	3	3	4	4	4	5	5	5
Scheduled QRVs	1	1	1	1	1	1	1	1	1	1	1	1

Calls in range	34	29	26	22	44	33	32	29	22	19	17	18
Avg Calls Per Hour	0.94	0.81	0.72	0.61	1.22	0.92	0.89	0.81	0.61	0.53	0.47	0.50
Hour	12:00	13:00	14:00	15:00	16:00	17:00	18:00	19:00	20:00	21:00	22:00	23:00
Scheduled Units	6	6	7	7	6	5	5	5	4	4	4	4
Scheduled QRVs	1	1	1	1	1	1	1	1	1	1	1	1



Total Calls: 581 Average Calls per day: 16

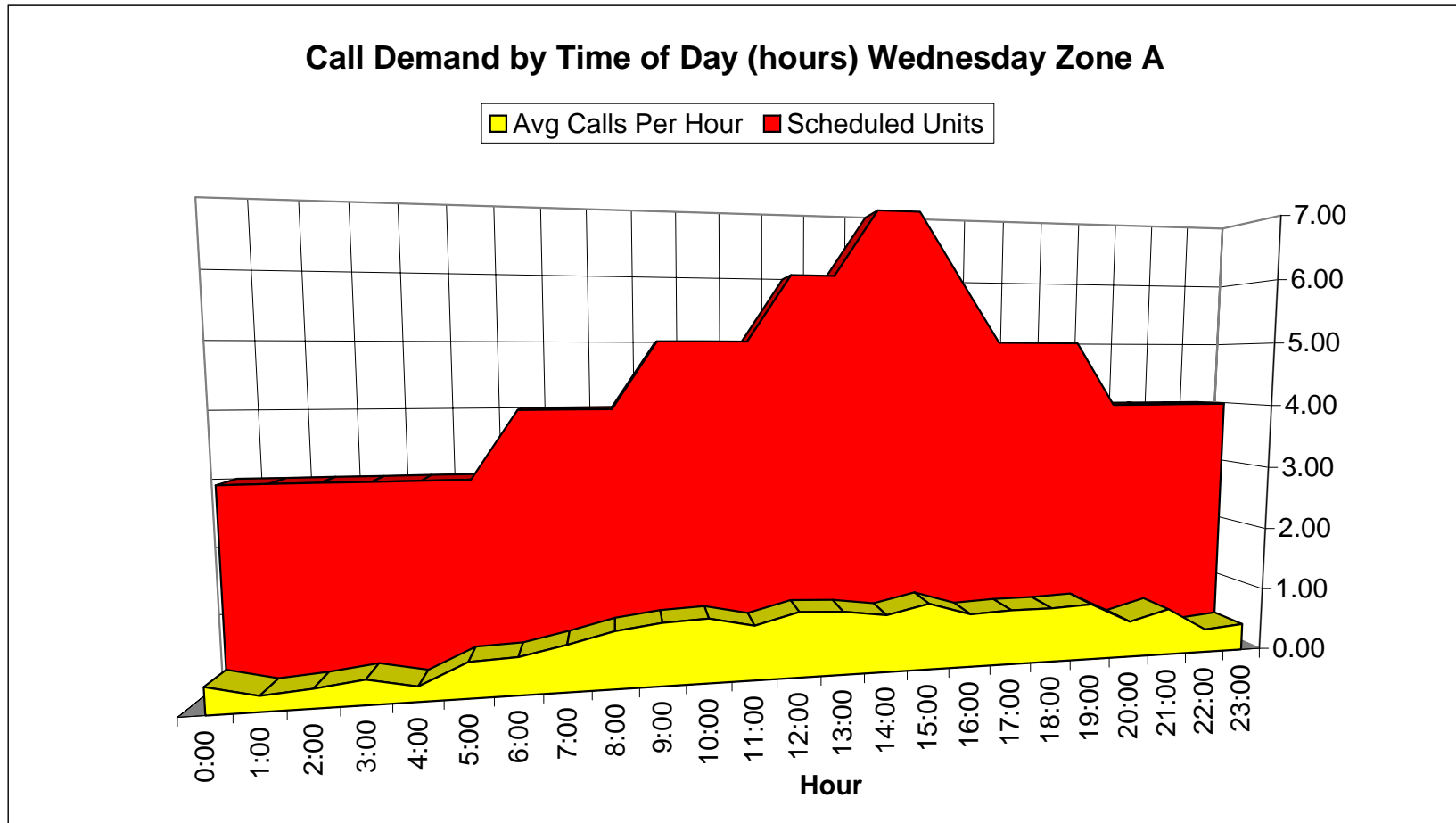
* Source Data: Stockton Fire Dispatch for Medic Units M25,M26,M27,M28,M104 01-01-2005 to 09-07-2005

*Calls are regarded as 911 calls received by Stockton 911 dispatch, and may not result in transport.

Priority One Medical Transport Proposed Unit Staffing vs. Historical Call Demand Zone A

Calls in range	14	8	10	13	8	19	20	25	30	33	34	29
Avg Calls Per Hour	0.39	0.22	0.28	0.36	0.22	0.53	0.56	0.69	0.86	0.94	0.97	0.83
Hour	0:00	1:00	2:00	3:00	4:00	5:00	6:00	7:00	8:00	9:00	10:00	11:00
Scheduled Units	3	3	3	3	3	3	4	4	4	5	5	5
Scheduled QRVs	1	1	1	1	1	1	1	1	1	1	1	1

Calls in range	35	34	31	36	29	30	30	31	20	26	13	15
Avg Calls Per Hour	1.00	0.97	0.89	1.03	0.83	0.86	0.86	0.89	0.57	0.74	0.37	0.43
Hour	12:00	13:00	14:00	15:00	16:00	17:00	18:00	19:00	20:00	21:00	22:00	23:00
Scheduled Units	6	6	7	7	6	5	5	5	4	4	4	4
Scheduled QRVs	1	1	1	1	1	1	1	1	1	1	1	1



Total Calls: 573 Average Calls per day: 16

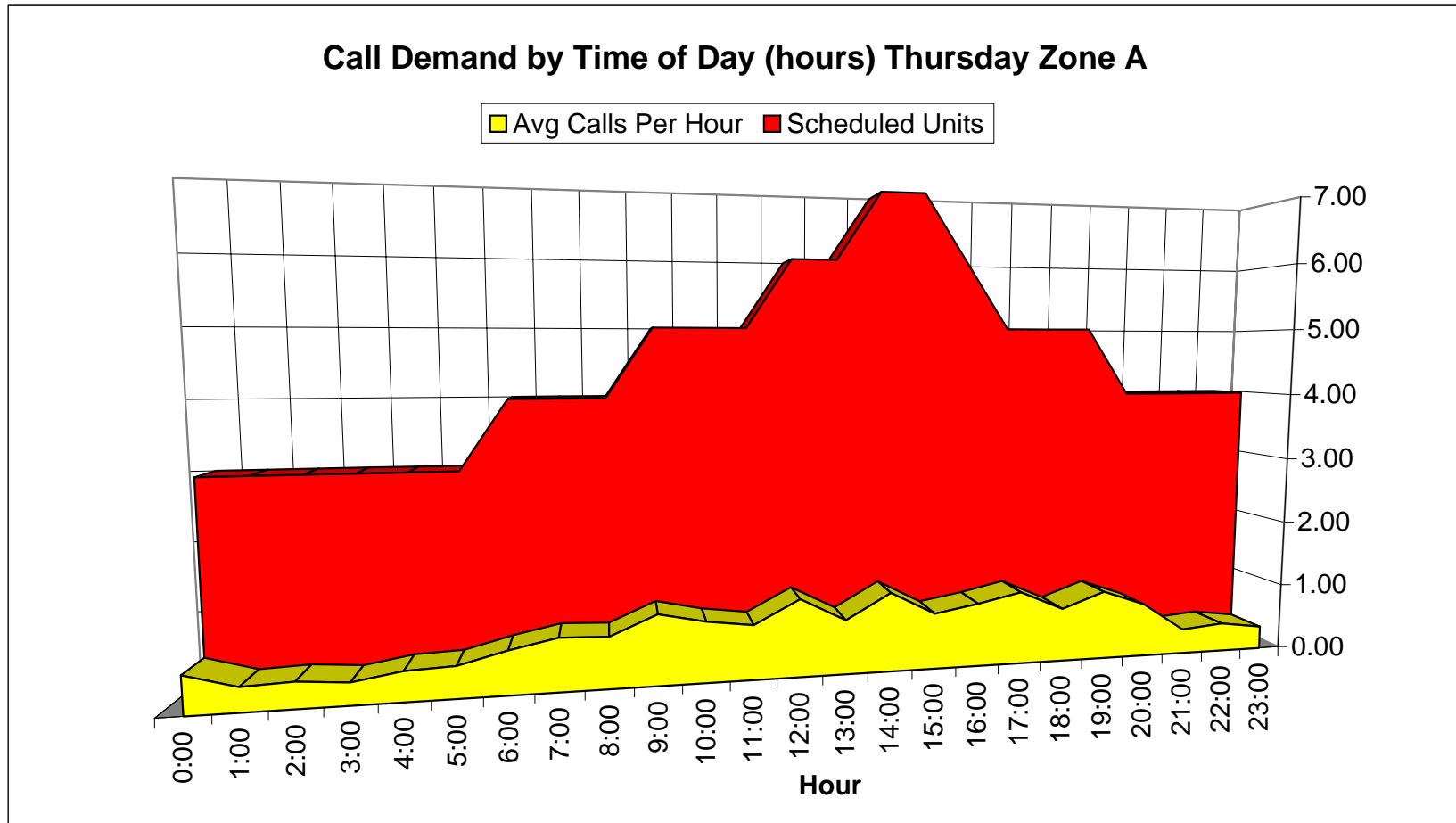
* Source Data: Stockton Fire Dispatch for Medic Units M25,M26,M27,M28,M104 01-01-2005 to 09-07-2005

*Calls are regarded as 911 calls received by Stockton 911 dispatch, and may not result in transport.

Priority One Medical Transport Proposed Unit Staffing vs. Historical Call Demand Zone A

Calls in range	19	12	13	11	15	16	22	27	26	36	31	28
Avg Calls Per Hour	0.54	0.34	0.37	0.31	0.43	0.46	0.63	0.77	0.74	1.03	0.89	0.80
Hour	0:00	1:00	2:00	3:00	4:00	5:00	6:00	7:00	8:00	9:00	10:00	11:00
Scheduled Units	3	3	3	3	3	3	4	4	4	5	5	5
Scheduled QRVs	1	1	1	1	1	1	1	1	1	1	1	1

Calls in range	40	28	41	29	33	38	28	36	28	13	15	12
Avg Calls Per Hour	1.14	0.80	1.17	0.83	0.94	1.09	0.80	1.03	0.80	0.37	0.43	0.34
Hour	12:00	13:00	14:00	15:00	16:00	17:00	18:00	19:00	20:00	21:00	22:00	23:00
Scheduled Units	6	6	7	7	6	5	5	5	4	4	4	4
Scheduled QRVs	1	1	1	1	1	1	1	1	1	1	1	1



Total Calls: 597 Average Calls per day: 17

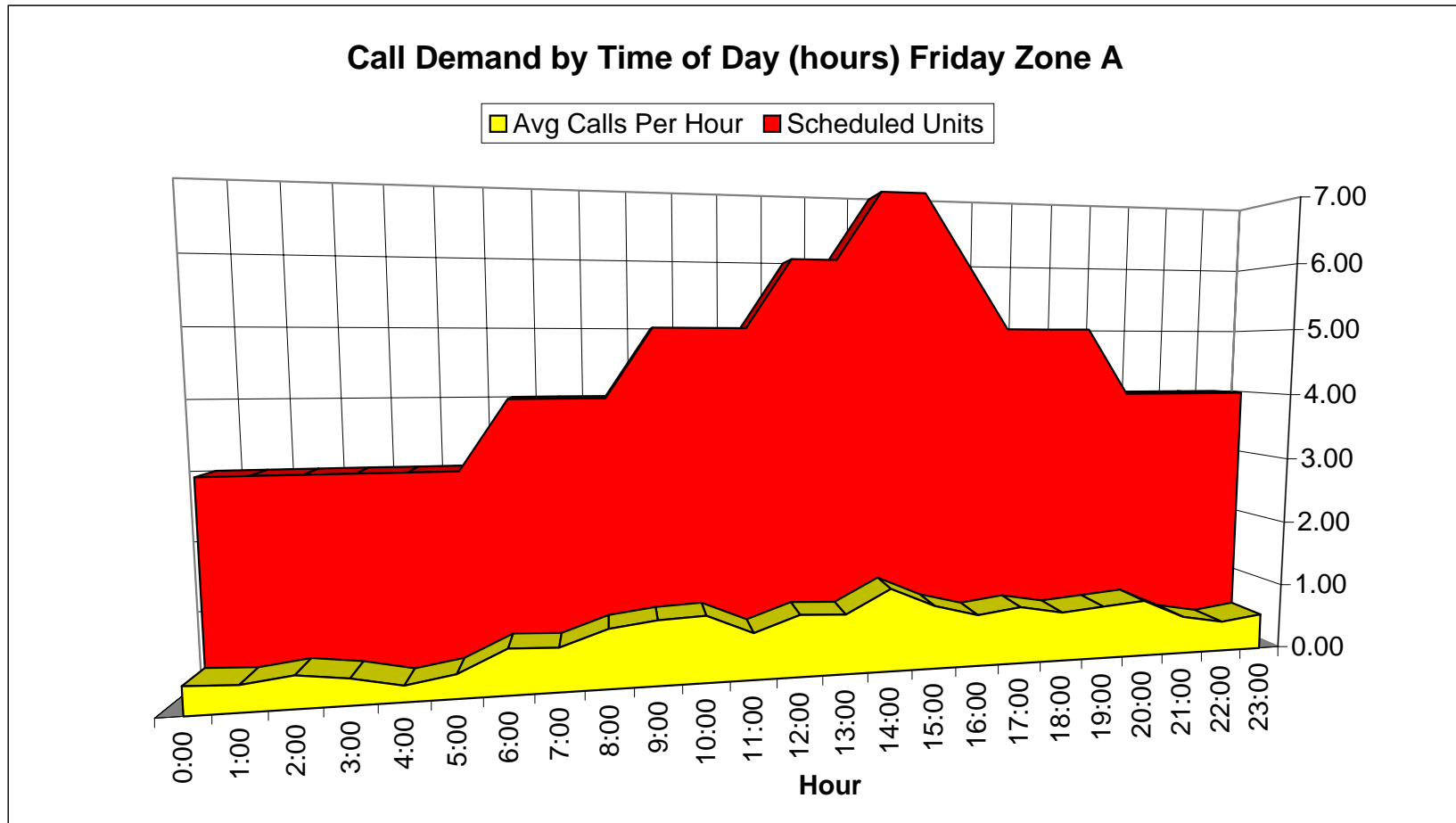
* Source Data: Stockton Fire Dispatch for Medic Units M25,M26,M27,M28,M104 01-01-2005 to 09-07-2005

*Calls are regarded as 911 calls received by Stockton 911 dispatch, and may not result in transport.

Priority One Medical Transport Proposed Unit Staffing vs. Historical Call Demand Zone A

Calls in range	14	13	16	13	8	12	23	22	30	33	34	24
Avg Calls Per Hour	0.40	0.37	0.46	0.37	0.23	0.34	0.66	0.63	0.86	0.94	0.97	0.69
Hour	0:00	1:00	2:00	3:00	4:00	5:00	6:00	7:00	8:00	9:00	10:00	11:00
Scheduled Units	3	3	3	3	3	3	4	4	4	5	5	5
Scheduled QRVs	1	1	1	1	1	1	1	1	1	1	1	1

Calls in range	32	31	43	33	27	30	26	28	30	20	16	19
Avg Calls Per Hour	0.91	0.89	1.23	0.94	0.77	0.86	0.74	0.80	0.86	0.57	0.46	0.54
Hour	12:00	13:00	14:00	15:00	16:00	17:00	18:00	19:00	20:00	21:00	22:00	23:00
Scheduled Units	6	6	7	7	6	5	5	5	4	4	4	4
Scheduled QRVs	1	1	1	1	1	1	1	1	1	1	1	1



Total Calls: 577 Average Calls per day: 16

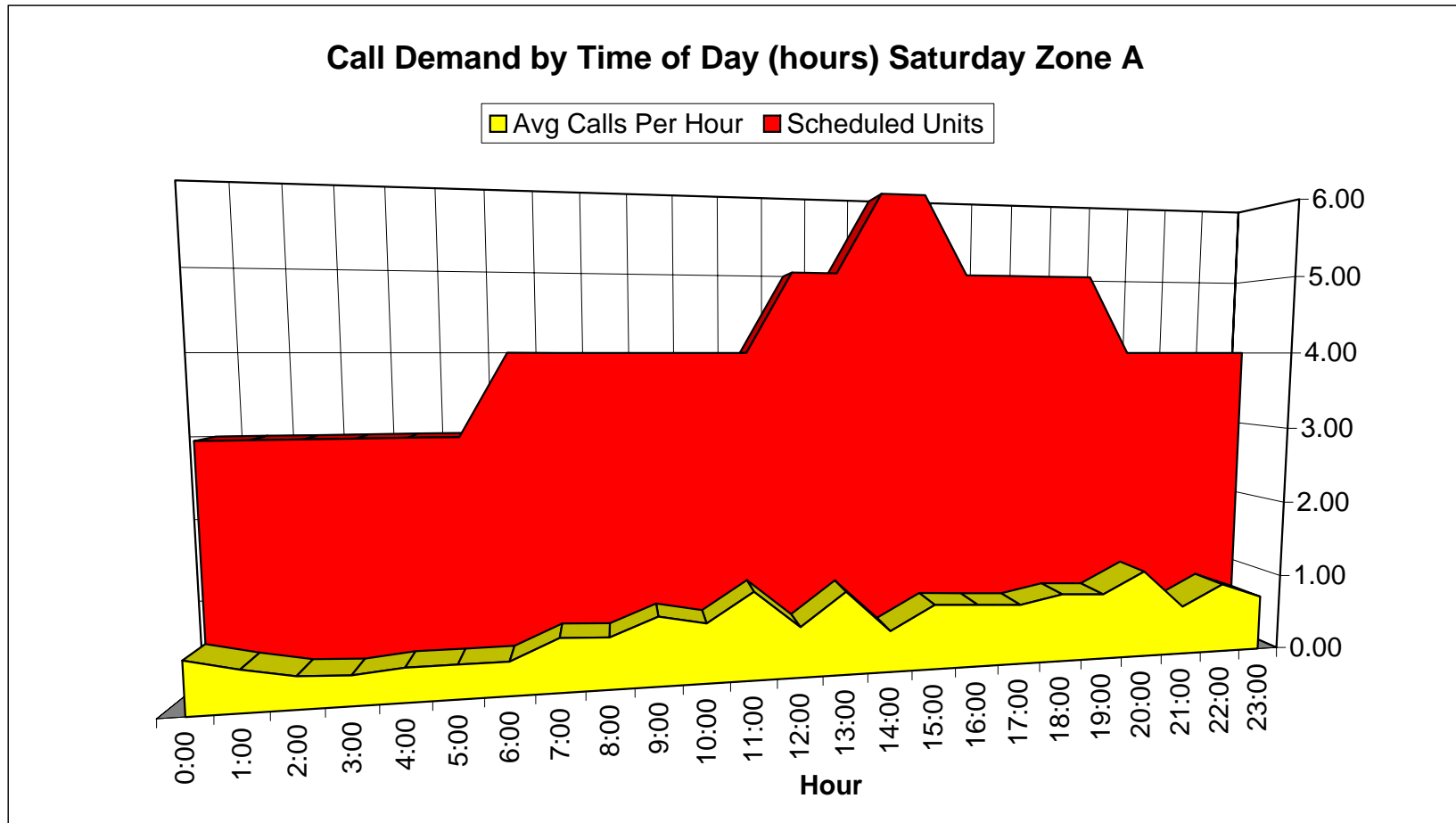
* Source Data: Stockton Fire Dispatch for Medic Units M25,M26,M27,M28,M104 01-01-2005 to 09-07-2005

*Calls are regarded as 911 calls received by Stockton 911 dispatch, and may not result in transport.

Priority One Medical Transport Proposed Unit Staffing vs. Historical Call Demand Zone A

Calls in range	23	18	14	13	15	15	15	24	23	31	27	40
Avg Calls Per Hour	0.64	0.50	0.39	0.36	0.42	0.42	0.42	0.67	0.64	0.86	0.75	1.11
Hour	0:00	1:00	2:00	3:00	4:00	5:00	6:00	7:00	8:00	9:00	10:00	11:00
Scheduled Units	3	3	3	3	3	3	4	4	4	4	4	4
Scheduled QRVs	1	1	1	1	1	1	1	1	1	1	1	1

Calls in range	23	38	19	30	29	28	32	31	41	23	33	26
Avg Calls Per Hour	0.64	1.06	0.53	0.83	0.81	0.78	0.89	0.86	1.14	0.64	0.92	0.72
Hour	12:00	13:00	14:00	15:00	16:00	17:00	18:00	19:00	20:00	21:00	22:00	23:00
Scheduled Units	5	5	6	6	5	5	5	5	4	4	4	4
Scheduled QRVs	1	1	1	1	1	1	1	1	1	1	1	1



Total Calls: 611 Average Calls per day: 17

* Source Data: Stockton Fire Dispatch for Medic Units M25,M26,M27,M28,M104 01-01-2005 to 09-07-2005

*Calls are regarded as 911 calls received by Stockton 911 dispatch, and may not result in transport.